

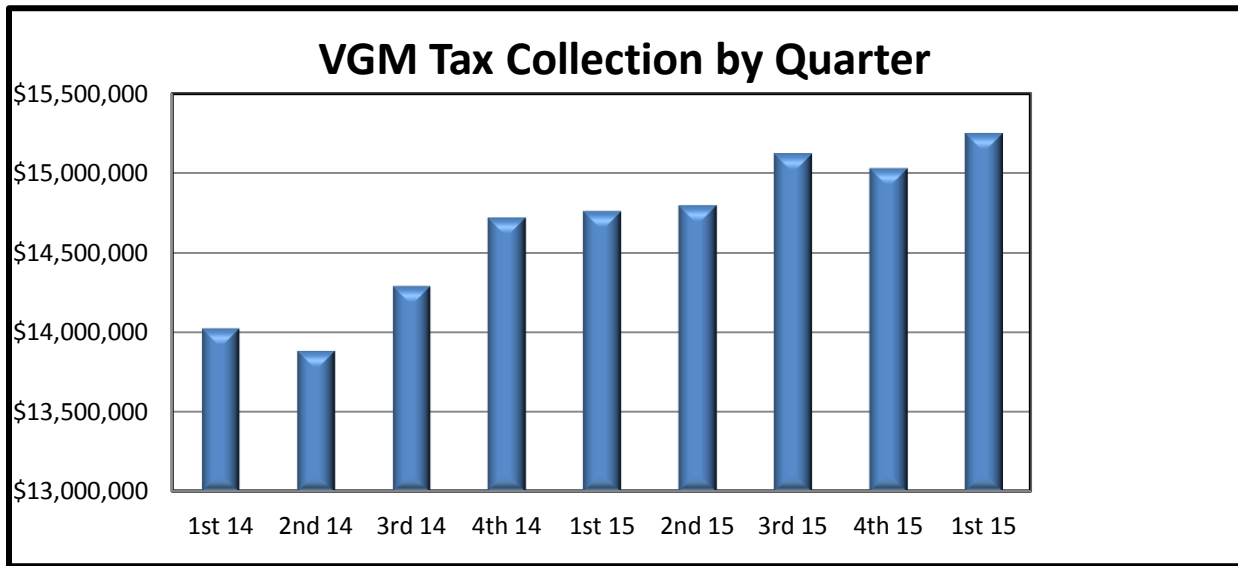
Gambling Control Division

Quarterly Information Summary

FY16 1st Quarter Ending September 30, 2015

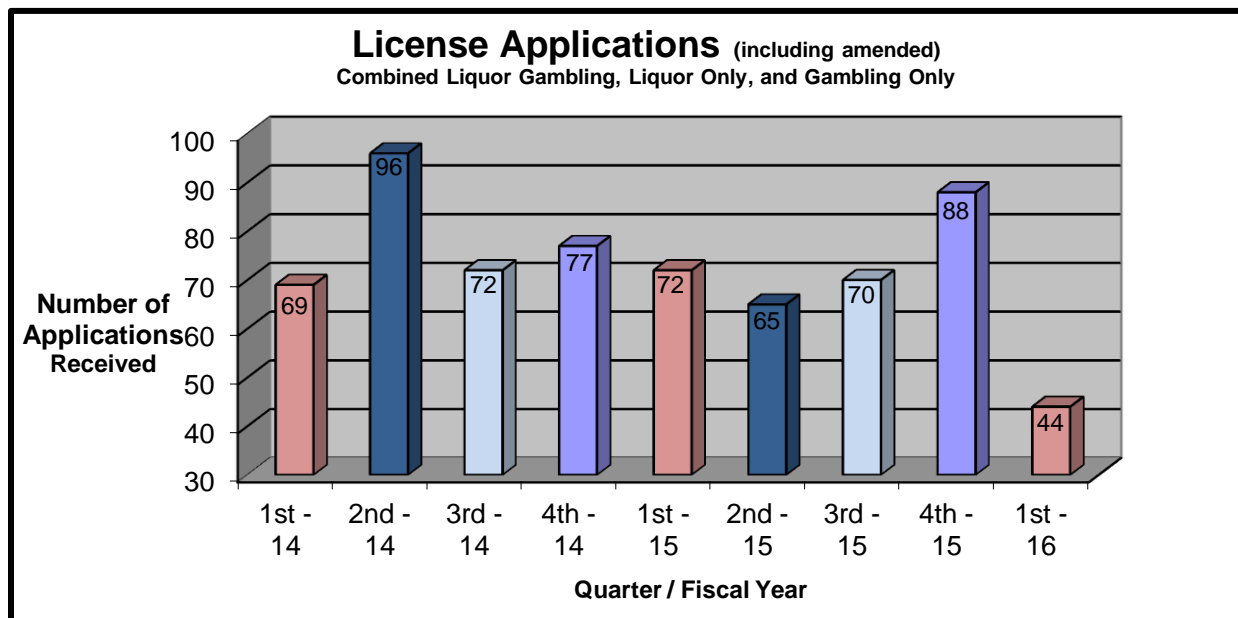
Video Gambling Tax Collections

Video Gambling Machine (VGM) tax collections for the first quarter of fiscal year 2016 (July, August, and September) were approximately \$15.2 million. That is a 1.5% increase from the previous quarter, but a 3% increase in collections from first quarter of fiscal year 2015. All VGM tax collections are deposited into the State General Fund.



Liquor and Gambling License Applications

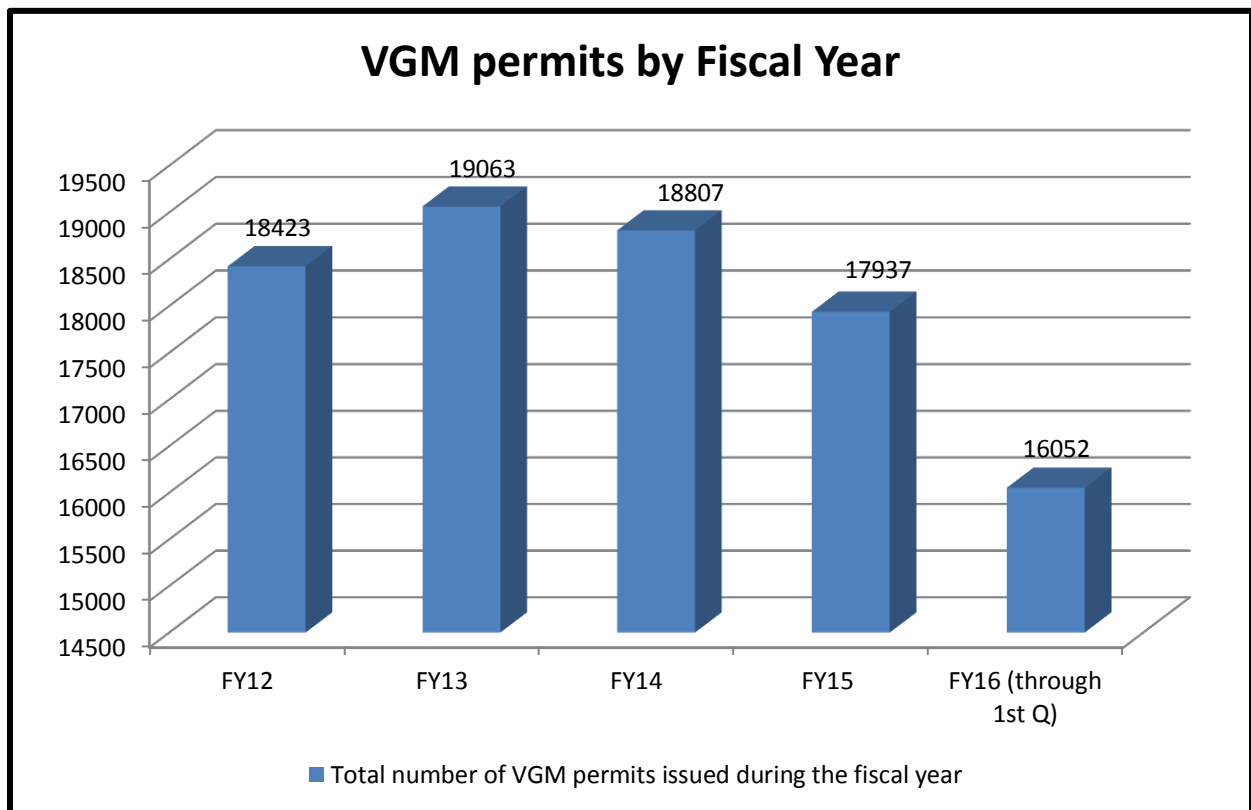
In the first quarter of fiscal year 2016, the Division received 44 gambling, liquor, and combined liquor/gambling applications (including amended applications). This is 28 less (38.9% decrease) than the number of applications received during first quarter of FY15, and 50% less than the number of applications received last quarter. Currently, there are approximately 1,346 active gambling operators in Montana. Note: The increase in second quarter fiscal year 2014 was attributable to amended applications for a unique situation and not indicative of a change in the trend.



Video Gambling Machine Permits

Effective July 1st, 2013, an individual video gambling machine permit fee was increased to \$240 for the full fiscal year and is reduced by a prorated amount each subsequent quarter of the fiscal year. A portion of the fee goes to the local government where the machine is located and the balance goes to the Gambling Special Revenue Fund.

During the first quarter of fiscal year 2016, 16,052 video gambling machines permits were issued. This is less than a 1% decrease from first quarter of FY15.



Live Bingo/Keno

The total number of bingo and keno licenses issued during the first quarter of fiscal year 2016 was 84 (52 Commercial, 32 Exempt), which is 10.5% more than this time last fiscal year.

Special Event Permits

- The division processed 4 Casino Night permits during first quarter of fiscal year 2016 which is 1 permit less than first quarter of fiscal year 2015.
- The division processed 84 Calcutta permits during first quarter of fiscal year 2016 which is 7.7% more than the number processed in fiscal year 2015.

Live Card Games

- By the end of first quarter, the number of card tables permitted during fiscal year 2016 was 199. This is 6% less than the same time last year.
- The number of card dealers licensed at the end of first quarter fiscal year 2016 was 331, down 14% from the same time last year.
- During first quarter of fiscal year 2016, 40 large-stakes tournament permits were issued to 19 gambling operators. This is 17% less than first quarter fiscal year 2015.
- During first quarter of fiscal year 2016, 9 small-stakes tournament permits were issued. This is 50% less than first quarter fiscal year 2015.

