



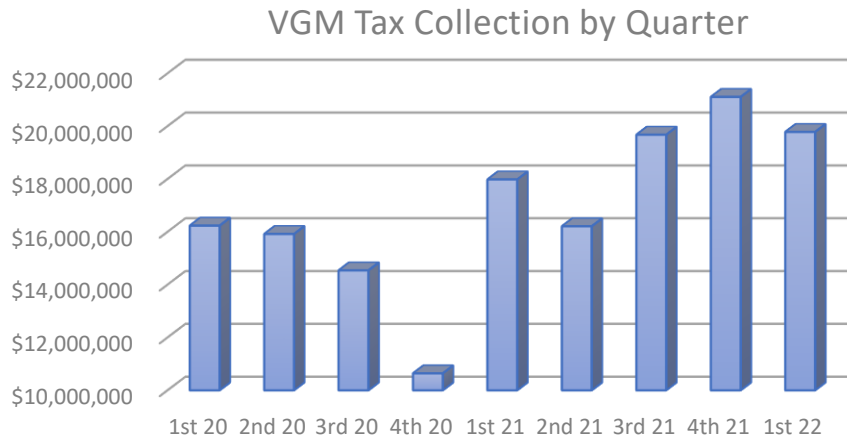
Gambling Control Division

Quarterly Information Summary

FY22 1st Quarter Ending September 30, 2021

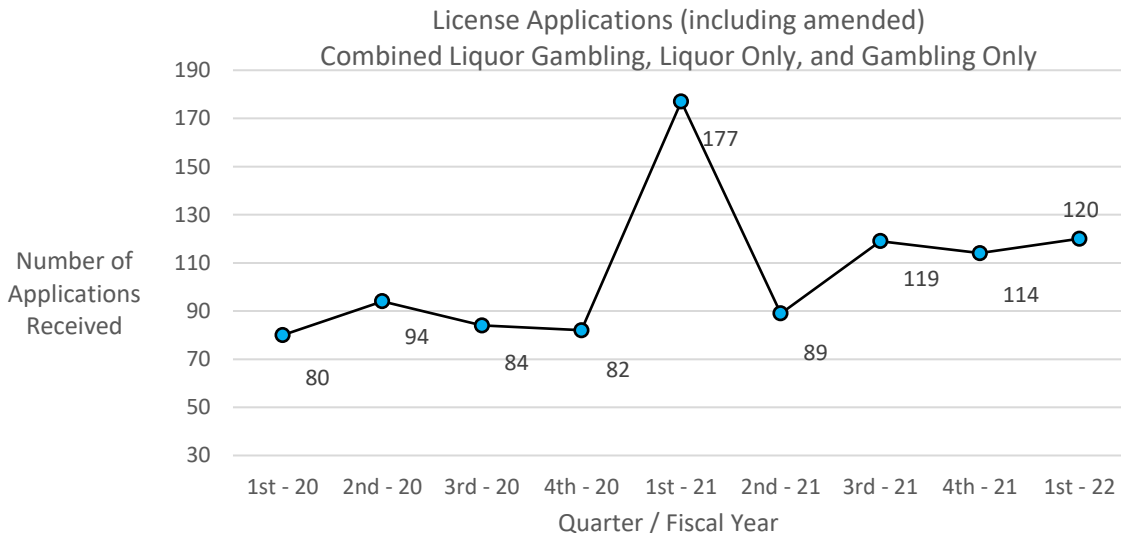
Video Gambling Tax Collections

Video Gambling Machine (VGM) tax collections for the first quarter of fiscal year 2022 (July, August, September) were approximately \$19.7 million. That is a 6.2% decrease from the fourth quarter FY21 and is a 10% increase in total collections from first quarter of fiscal year 2021. All VGM tax collections are deposited into the State General Fund.



Liquor and Gambling License Applications

In the first quarter of fiscal year 2022, the Division received 120 gambling, liquor, and combined liquor/gambling applications (including amended applications). This is 57 less than the number of applications received during first quarter of fiscal year 2021 (32% decrease), and 6 more than the number of applications received fourth quarter fiscal year 2021 (5% increase). Currently, there are approximately 1,272 active gambling operators in Montana.

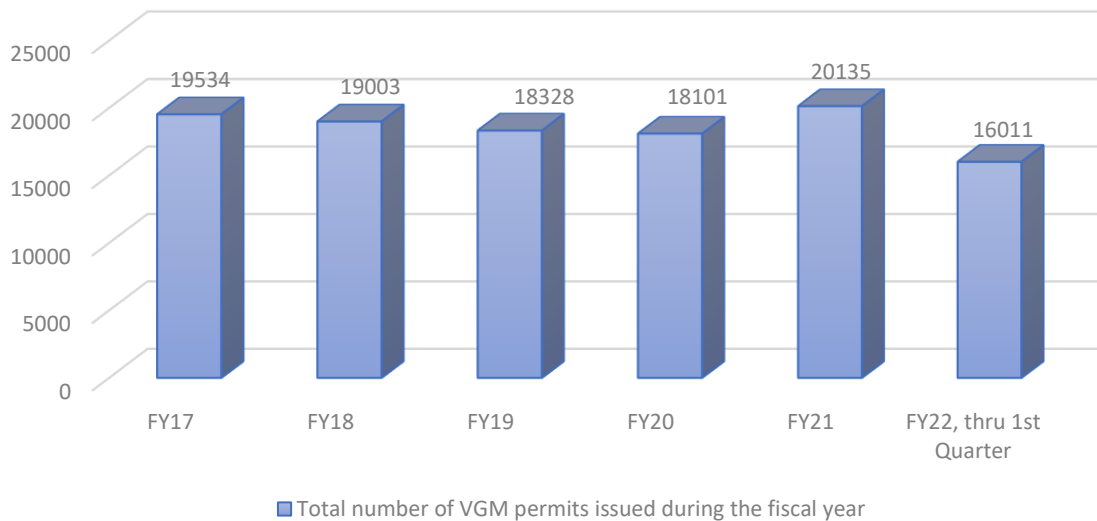


Video Gambling Machine Permits

Effective July 1st, 2013, an individual video gambling machine permit fee was increased to \$240 for the full fiscal year and is reduced by a prorated amount each subsequent quarter of the fiscal year. A portion of the fee goes to the local government where the machine is located, and the balance goes to the Gambling Special Revenue Fund.

During the first quarter of fiscal year 2022, 16,011 video gambling machines permits were issued. The total number of video gambling permits during first quarter of fiscal year 2021 was 15,853. This is a 1% increase.

VGM permits by Fiscal Year



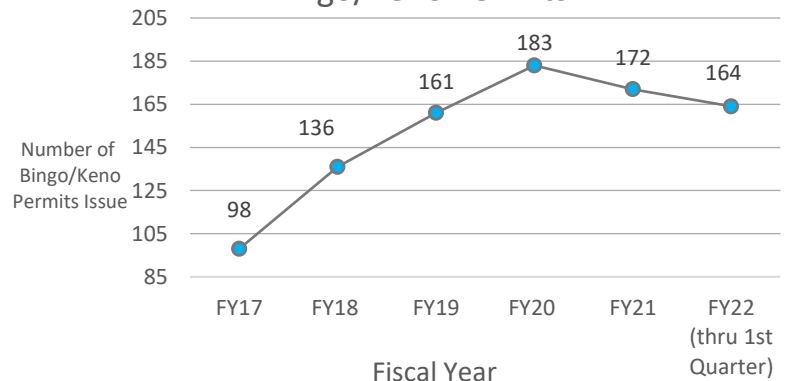
Live Bingo/Keno

- The total number of bingo and keno permits issued through fiscal year 2022 is 164 (102 Commercial, 62 Exempt), which is a 7.2% increase from first quarter last fiscal year.

Special Event Permits

- The division processed 3 Casino Night permits during the first quarter of fiscal year 2022. 0 permits were processed this time last fiscal year.
- The division processed 62 Calcutta permits during the first quarter of fiscal year 2022. This is 51% more than the number of permits processed this time last fiscal year.

Bingo/Keno Permits



Live Card Games

- The number of card tables permitted through fiscal year 2022 is 146. This is 9% more than the number processed this time last fiscal year.
- The number of card dealers licensed through fiscal year 2022 is 209. This is a 30% increase from this time last fiscal year.
- Through first quarter of fiscal year 2022, 9 large-stakes tournament permits were issued. No permits were processed through this time during fiscal year 2021.
- Through first quarter of fiscal year 2022, 17 small-stakes tournament permits were issued. This is the same number processed through this time during fiscal year 2021.

Live Card Tables



Licensed Card Dealers

