


# **2024 MONTANA MEDICAL EXAMINER'S REPORT**

## **April 30, 2025**



## **OVERVIEW:**

The Montana Medical Examiner's Office (MTMEO) is a section within the Montana Department of Justice, Forensic Science Division. It was created in 1980 to provide death investigation resources for county coroners, law enforcement agencies, and county attorneys on behalf of Montana's citizens. Montana is the fourth largest state in the United States, encompassing 147,040 square miles, and has a U.S. Census estimated population of 1,137,223 for 2024. This report summarizes the statistical results of the MTMEO cases performed during the 2024 calendar year.

---

## **OUR VISION STATEMENT:**

We strive to create a partnership between Medical Examiners and Coroners to promote the health, well-being, and safety of the citizens of Montana through education, service, and compassionate, professional death investigation.

---

## **RECENT PROJECTS COMPLETED:**

The Montana Medical Examiner's office recently completed the following projects and goals:

- Created 20 hours of video lectures for coroner continuing education as a project partner in the first National Center on Forensics federal grant.
  - Worked with the State's independent coroner system to transition to a new death investigation management program, MDILog.
- 

## **CURRENT PROJECTS:**

The Montana Medical Examiner's office is currently focused on the following projects and goals:

- Actively promote opportunities to continuously improve death investigation and establish more uniform practices among the counties.
  - Recruit a replacement Medical Examiner for our Missoula office.
  - Continue to expand the use of MDILog by coroner offices across the State and integrate it with a new vital statistic program.
  - Collaborate with the Coroner's Association and POST to fulfill training needs.
-

## **SUMMARY OF 2024:**

In 2024 the Montana Medical Examiner's Office employed four forensic pathologists, two autopsy assistants, and two part-time autopsy assistants. Administrative support was provided by the Forensic Science Division, and we have a full-time Coroner Liaison to assist coroners, provide training, and manage the statewide death investigation management program. Two pathologists work at the primary State crime laboratory in Missoula to serve the needs of coroners in western Montana. Two pathologists work at the satellite State crime laboratory in Billings to serve the needs of coroners in Eastern Montana. During calendar year 2024 a total of 838 postmortem examinations were performed (Missoula 372, Billings 466), which is 6% more than prior year. Our pathologists responded to a limited number of scene investigations and recoveries. We provided court testimony and made educational presentations at the annual Montana Coroner Advanced and Basic Coroner trainings. Informational meetings took place with coroners, law enforcement, county attorneys, organ and tissue procurement agencies, and funeral directors.

We had 44 cases considered law enforcement-involved or custody deaths, which involve either inmates or deaths occurring in the presence of law enforcement.

Due to a growing shortage of forensic pathologists and limited resources in rural areas, our Billings office continued service for six Wyoming counties in 2024. The region has a population of 96,402 based on 2023 Census estimates, and we provided 64 autopsies, which is 17 more than prior year and a 36% increase in volume.

In June 2021, the MTMEO was officially accredited for the first time through the National Association of Medical Examiners (NAME) and that accreditation was maintained in 2024.

Our facilities were used for 35 tissue and cornea harvests in 2024.

Based on recommendations that appear in the Scientific Working Group on Medicolegal Death Investigation (SWGMDI) "an autopsy rate of one per 1000 population might be considered as a best-case scenario formula for ensuring that medicolegal autopsies are performed in numbers that need public health, public safety, justice system, medical quality assurance and other needs." Generally, the need for a postmortem examination (autopsy) in Montana is determined by the county coroner per Title 46, Chapter 4, Part 1 of Montana Code Annotated. NAME inspection data for all offices published in the SWGMDI 2013 report listed an average autopsy rate of 0.5 per 1,000 persons for offices of all types and 0.7 per 1,000 persons in facility surveys. Utilizing our current data, the autopsy rate per 1,000 population in Montana is 6.6% across all counties (2023). Some counties meet or exceed the 1.0 per 1,000 population recommendations while some counties are below the recommendations. Results by county are listed in Total Autopsies by County table beginning on page 3.

Montana death investigations are served through a county coroner system with support by the State Medical Examiner's office. The following statistical information represents *only* those cases that coroners delivered for autopsy or examination and cannot encompass all deaths in the State. At the discretion of county coroners, selected suicides, overdoses, traffic fatalities, and well-established natural deaths are not submitted for autopsy.

The following tables and graphs outline 2024 activity as well as comparisons to prior years:

### **2024 AUTOPSY CASE TYPES:**

Type	# Cases	% Total
Skeletal	11	1%
External	136	16%
Full	624	74%
Partial	67	8%
<b>Grand Total</b>	<b>838</b>	<b>100%</b>

MTMEO received 35 cases of unidentified human remains in 2024, of which 6 are still unidentified as of report date.

### **TOTAL AUTOPSIES BY COUNTY:**

Montana consists of 56 counties. Approximately 56% of the population is served by the Missoula office, and the Billings office covers the eastern half, including the State's largest city, Billings, with a city population of 120,864 (2023). Vital Statistics does not yet have population and death statistics for 2024.

AUTOPSIES BY COUNTY								
County	2024 Autopsy Count	2023 Autopsy Count	2024 vs 2023 Autopsies	2024 % of Total Autopsies	Number of Deaths 2023*	2023 Autopsies % of Total Deaths	Population (2023)*	2023 % of Total County Population
Beaverhead	10	6	4	1.2%	114	5.3%	9885	0.9%
Big Horn	29	21	8	3.5%	77	27.3%	12751	1.1%
Blaine	6	7	-1	0.7%	47	14.9%	6899	0.6%
Broadwater	6	10	-4	0.7%	52	19.2%	8032	0.7%
Butte/SB	19	31	-12	2.3%	453	6.8%	36360	3.2%
Carbon	14	15	-1	1.7%	69	21.7%	11419	1.0%
Carter	1	0	1	0.1%	12	0.0%	1418	0.1%
Cascade	19	27	-8	2.3%	1191	2.3%	84900	7.5%
Chouteau	2	6	-4	0.2%	43	14.0%	5847	0.5%
Custer	5	7	-2	0.6%	109	6.4%	11985	1.1%

Daniels	1	1	0	0.1%	18	5.6%	1633	0.1%
Dawson	1	2	-1	0.1%	115	1.7%	8810	0.8%
Deer Lodge	6	6	0	0.7%	114	5.3%	9673	0.9%
Fallon	2	0	2	0.2%	17	0.0%	2994	0.3%
Fergus	9	10	-1	1.1%	135	7.4%	11772	1.0%
Flathead	61	44	17	<b>7.3%</b>	1189	3.7%	113679	<b>10.0%</b>
Gallatin	52	41	11	<b>6.2%</b>	665	6.2%	126409	<b>11.2%</b>
Garfield	0	0	0	0.0%	6	0.0%	1211	0.1%
Glacier	18	13	5	2.1%	111	11.7%	13609	1.2%
Golden Valley	1	2	-1	0.1%	0		835	0.1%
Granite	5	3	2	0.6%	33	9.1%	3595	0.3%
Hill	13	5	8	1.6%	146	3.4%	16276	1.4%
Jefferson	3	8	-5	0.4%	110	7.3%	13048	1.2%
Judith Basin	1	2	-1	0.1%	11	18.2%	2093	0.2%
Lake	48	52	-4	<b>5.7%</b>	316	16.5%	33338	2.9%
Lewis & Clark	28	27	1	3.3%	690	3.9%	75011	<b>6.6%</b>
Liberty	1	0	1	0.1%	17	0.0%	1974	0.2%
Lincoln	3	2	1	0.4%	224	0.9%	21895	1.9%
Madison	2	5	-3	0.2%	75	6.7%	9521	0.8%
McCone	1	0	1	0.1%	8	0.0%	1676	0.1%
Meagher	1	1	0	0.1%	15	6.7%	2071	0.2%
Mineral	3	6	-3	0.4%	58	10.3%	5090	0.4%
Missoula	87	73	14	<b>10.4%</b>	1181	6.2%	121849	<b>10.8%</b>
Musselshell	4	8	-4	0.5%	46	17.4%	5308	0.5%
Park	6	13	-7	0.7%	156	8.3%	17903	1.6%
Petroleum	0	0	0	0.0%	0		554	0.0%
Phillips	3	0	3	0.4%	19	0.0%	4249	0.4%
Pondera	3	8	-5	0.4%	65	12.3%	6125	0.5%
Powder River	0	4	-4	0.0%	9	44.4%	1743	0.2%
Powell	10	18	-8	1.2%	77	23.4%	7133	0.6%
Prairie	1	1	0	0.1%	7	14.3%	1112	0.1%
Ravalli	32	13	19	3.8%	414	3.1%	47738	4.2%
Richland	2	4	-2	0.2%	81	4.9%	11173	1.0%
Roosevelt	11	16	-5	1.3%	88	18.2%	10319	0.9%
Rosebud	13	8	5	1.6%	66	12.1%	8160	0.7%
Sanders	6	10	-4	0.7%	129	7.8%	13684	1.2%
Sheridan	0	2	-2	0.0%	43	4.7%	3498	0.3%
Stillwater	23	7	16	2.7%	48	14.6%	9173	0.8%
Sweet Grass	0	3	-3	0.0%	29	10.3%	3763	0.3%
Teton	1	1	0	0.1%	48	2.1%	6430	0.6%

Toole	1	1	0	0.1%	27	3.7%	5133	0.5%
Treasure	1	1	0	0.1%	0		772	0.1%
Valley	3	6	-3	0.4%	89	6.7%	7474	0.7%
Wheatland	0	2	-2	0.0%	8	25.0%	2057	0.2%
Wibaux	1	1	0	0.1%	20	5.0%	910	0.1%
Yellowstone	190	174	16	<b>22.7%</b>	2319	7.5%	170843	<b>15.1%</b>
Research	3	0	3	<b>0.4%</b>				
Hospital	2	8	-6	0.2%				
Other State	64	47	17	<b>7.6%</b>				
<b>Grand Total</b>	<b>838</b>	<b>789</b>	<b>49</b>	<b>100%</b>	<b>11,209</b>	<b>6.6%</b>	<b>1,132,812</b>	<b>0.99%</b>

\*Source: Montana Vital Records and MT Census and Economic Bureau most recent confirmed numbers

## **MANNER OF DEATH:**

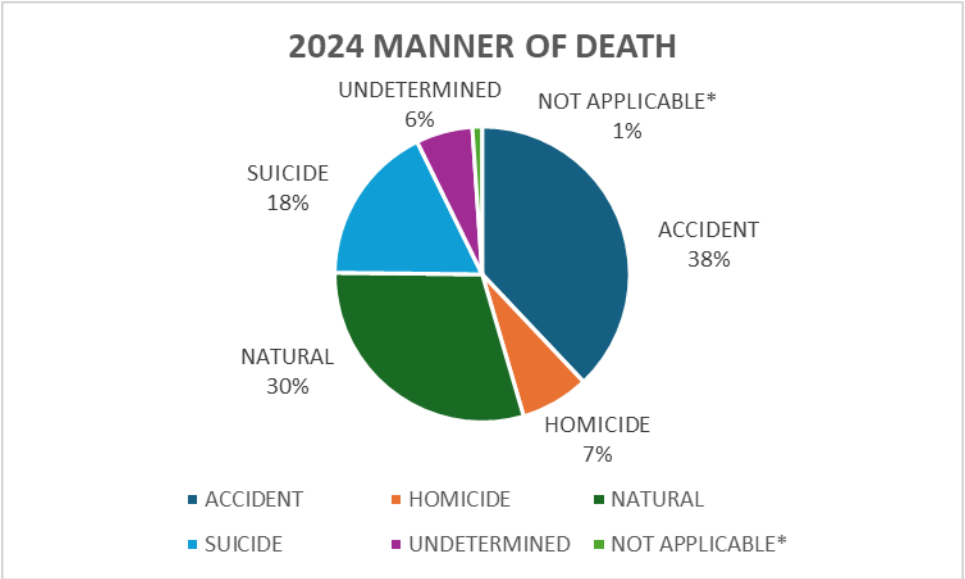
Manner is used to distinguish whether a death is considered natural or unnatural. If deemed unnatural, the death is typically categorized as either accident, suicide, homicide, or in the absence of a clear result, undetermined.

## **AUTOPSIES BY MANNER:**

<b>MANNER</b>	<b>COUNT</b>	<b>% OF TOTAL</b>
ACCIDENT	318	38%
HOMICIDE	63	8%
NATURAL	249	30%
SUICIDE	147	18%
UNDETERMINED	52	6%
NOT APPLICABLE*	9	1%
<b>GRAND TOTAL</b>	<b>838</b>	<b>100%</b>

\*includes fetal and skeletal remains (including some non-human)

Date



**LEGAL INTERVENTION DEATHS BY MANNER:**

MANNER	# OF CASES	% OF TOTAL
HOMICIDE	12	27%
SUICIDE	16	36%
ACCIDENT	9	20%
NATURAL	5	11%
N/A (FETAL)	2	5%
TOTAL	44	100%

Montana Cases Only

**BIOLOGICAL SEX:**

SEX	COUNT	% OF TOTAL	2023 Population	Per 10,000 Population
Female	208	27%	558,871	3.7
Male	553	71%	573,941	9.6
Male (Trans)	2		-	-
Female (Trans)	1		-	-
Non-Human	1			
Unknown	8	1%		
Grand Total	773	100%	1,132,812	6.8

Montana Cases Only

2024 MANNER BY SEX					
MANNER	FEMALE	MALE	FEMALE (TRANS)	MALE (TRANS)	UNKNOWN
ACCIDENT	83	215			
HOMICIDE	10	46	1		1
NATURAL	67	156			
SUICIDE	35	100		2	
UNDETERMINED	14	33			3
NOT APPLICABLE	1	3			4
<b>GRAND TOTAL</b>	<b>210</b>	<b>553</b>	<b>1</b>	<b>2</b>	<b>8</b>
<b>% OF TOTAL</b>	<b>27%</b>	<b>72%</b>	<b>0%</b>	<b>0%</b>	<b>1%</b>

Montana Cases Only

### ANCESTRY:

Based upon Montana's Census and Economic Information Center, the following ancestry groups comprise Montana's population in 2023: Caucasian 85.1%, Native American 6.5%, Hispanic 3.6%, Asian 1.1%, Black/African American 0.6%, and Multi Race 3.1%.

Although comprising 14.9% of the population, non-Caucasian citizens accounted for 45% of homicides, 18% of autopsied suicides, 27% of autopsied accidents, and 25% of autopsied overdoses in 2024. In addition, and significantly, for deaths of children and youth under 20 years, non-Caucasians represented 27% of the total cases.

### AUTOPSY TOTALS BY ANCESTRY:

Ancestry	# of Cases	% of Total
Asian/Pacific Islander	8	1%
Arab	1	0%
Black	11	1%
Caucasian	576	74%
Hispanic	14	2%
Native American	142	18%
Non-Human (skeletal)	1	0%
Unknown	21	3%
<b>Total</b>	<b>774</b>	<b>100%</b>

Montana Cases Only

Date



**ANCESTRY BY SELECTED MANNER:**

Ancestry	Accident	% of Total	Homicide	% of Total	Suicide	% of Total	Overdose	% of Total
Asian/Pacific Island	4	1%		0%		0%		0%
Black	5	2%	2	3%		0%	3	2%
Caucasian	212	71%	31	53%	112	82%	91	73%
Hispanic	4	1%	3	5%	2	1%		0%
Multi	2	1%		0%		0%		0%
Native American	65	22%	21	36%	22	16%	28	23%
Unknown	6	2%	1	2%	1	1%	2	2%
<b>Grand Total</b>	<b>298</b>	<b>100%</b>	<b>58</b>	<b>100%</b>	<b>137</b>	<b>100%</b>	<b>124</b>	<b>100%</b>

Montana Cases Only

**HOMICIDES PER 10,000 POPULATION BY ANCESTRY:**

Ancestry	Homicide	% Total	Per 10,000 Population
Asian	0	0%	
Black	2	3%	2.75
Caucasian	31	53%	0.32
Hispanic	3	5%	0.74
Native American	21	36%	2.84
Unknown	1	2%	
<b>Grand Totals</b>	<b>58</b>	<b>100%</b>	<b>0.51</b>

Montana Cases Only

**CHILD UNDER 20 DEATHS PER 10,000 POPULATION BY ANCESTRY:**

Ancestry	# Cases	% Total	Per 10,000 Population
Caucasian	46	73%	2.27
Native American	17	27%	6.33
<b>Grand Total</b>	<b>63</b>	<b>100%</b>	<b>2.8</b>

Montana Cases Only

Date

**2024 CASE ANCESTRY BY COUNTY FOR TOP COUNTIES:**

County	# of Cases	% of Total Cases	Caucasian	Native American	Asian/Pacific Islander	Black	Hispanic	Arab	Unknown	Multi
Yellowstone	190	24.5%	151	25	1	3	8			2
Missoula	81	10.5%	60	13	0	2		1	5	
Flathead	61	7.9%	53	6	1				1	
Gallatin	50	6.5%	43	1	2	1	3			
Lake	48	6.2%	31	15					2	
Ravalli	30	3.9%	28						2	
Lewis & Clark	28	3.6%	26	1			1			
Big Horn	25	3.2%	2	22					1	
Stillwater	23	3.0%	21	1	1					
Butte-Silver Bow	19	2.5%	17	1					1	
Glacier	18	2.3%	2	15					1	
Cascade	15	1.9%	12	1		1			1	
Carbon	14	1.8%	13		1					
Hill	13	1.7%	4	8					1	
Rosebud	13	1.7%	5	7					1	
Roosevelt	11	1.4%	2	9						
Powell	10	1.3%	10							
Beaverhead	10	1.3%	9			1				
<b>Total</b>	<b>659</b>	<b>85.1%</b>	<b>489</b>	<b>125</b>	<b>6</b>	<b>8</b>	<b>12</b>	<b>1</b>	<b>16</b>	<b>2</b>

**AGE RANGES OF DECEDENTS BY MANNER:**

AGE	MANNER	# OF CASES	% OF 771 (MT HUMAN) CASES
Infants</=2 years	Accident	1	
	Homicide	1	
	Natural	2	
	Undetermined	16	
		<b>20</b>	<b>3%</b>
Child 3-12	Accident	1	
	Natural	1	
	Homicide	3	
	Suicide	1	
	Undetermined	3	
		<b>9</b>	<b>1%</b>
Teen 13-19	Accident	16	
	Homicide	3	
	Natural	4	
	Suicide	11	
		<b>34</b>	<b>4%</b>
Adult 20-65	Accident	231	
	Homicide	42	
	Natural	163	
	Suicide	107	
	Undetermined	24	
	n/a	1	
		<b>568</b>	<b>74%</b>
Adult Senior 66+	Accident	46	
	Homicide	7	
	Natural	55	
	Suicide	18	
	n/a	1	
	Undetermined	4	
		<b>131</b>	<b>17%</b>
Unknown Age	N/A	<b>3</b>	
	Homicide	<b>2</b>	
	Accident	<b>1</b>	
	Undetermined	<b>3</b>	
		<b>9</b>	<b>1%</b>

## DEATHS ATTRIBUTABLE TO ALCOHOL OR DRUG INTOXICATION:

Medical Examiners performed 774 Montana autopsies in death investigation cases. The toxicology section would have performed testing on most of the cases. It was determined that 124 of these cases had toxicology results impacting the direct cause of death. Below is a breakdown of the identified substances and corresponding drug results. ***The data below does not include deaths where the coroner did not have an autopsy performed.***

2024 TOXICOLOGY-RELATED CASE BREAKDOWN BY CAUSE OF DEATH (AUTOPSIED ONLY)		
CAUSE OF DEATH	# OF CASES	COMMENTS
Acute Ethanol Intoxication	4	
Complications of chronic ethanol use	37	
Acute Single Drug Intoxication	67	
Methamphetamine	22	
Fentanyl/Para-fluoro fentanyl	22	28 fentanyl only OD in 2023, 25 fentanyl only OD in 2022, 21 fentanyl only OD in 2021, 5 fentanyl only OD in 2020
Oxycodone	3	
Bupropion	3	
Mitragynine	4	known as kratom
Cocaine	2	
Tramadol	1	
Clozapine	1	
Clomipramine	1	
Pentobarbital	1	
Amphetamine	1	
Buprenorphine	1	
Diphenhydramine	1	
1,1-difluoroethane/difluoroethane	4	
Acute, Poly-Drug Combination	57	some cases may fall into multiple categories
Methamphetamine	36	compared to 46 in 2023, 42 in 2022, 23 in 2021
Fentanyl	33	compared to 53 in 2023, 52 in 2022, 28 in 2021
Diphenhydramine	10	
Cocaine	4	
Buprenorphine	4	
Oxycodone	4	
Hydrocodone	3	
Methadone	2	
Mitragynine	2	
Heroin	1	
Bupropion	1	
Gabapentin	2	
Drugs/Ethanol not direct, but contributory to cause of death	19	
Carbon Monoxide deaths	16	
Inhalant Intoxication	4	

For those non-natural cases that involved drug or ethanol not directly, but contributory, to cause of death in 2024, 37% involved hypo/hyperthermia or drowning/asphyxia.

---

### **OVERDOSE DEATHS BY COUNTY- TOP 10\***

County	# of Cases	% Total OD
Yellowstone	27	22%
Missoula	17	14%
Flathead	15	12%
Gallatin	10	8%
Cascade	8	6%
Lake	6	5%
Lewis & Clark	6	5%
Hill	4	3%
Glacier	3	2%
Blaine	2	2%
Custer	2	2%

\*Carbon monoxide cases not included

---

### **SUICIDES AND HOMICIDES ATTRIBUTABLE TO FIREARMS:**

In 2024, 60% of the homicide cases, 69% of the autopsied suicides, and 15% of all Montana casework involved a firearm.

Manner	# of Cases
Homicide	35
Suicide	81
Undetermined	1
Total	117
<b>% Total Cases</b>	<b>15%</b>

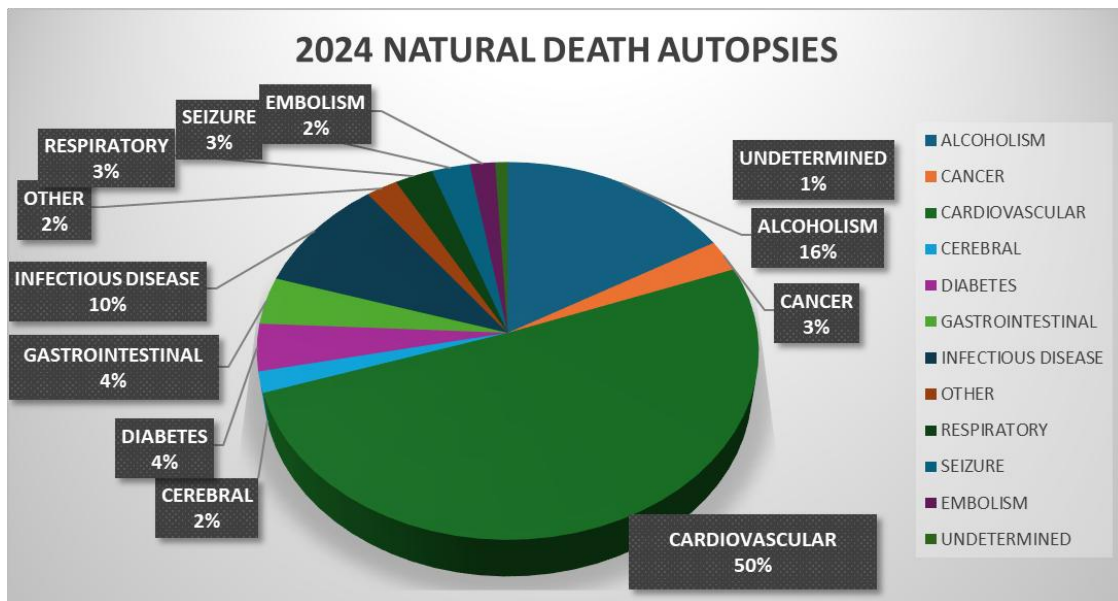
Montana Cases Only

---

**NATURAL DEATHS BY CATEGORY:**

CATEGORY	# OF CASES
ALCOHOLISM	37
CANCER	6
CARDIOVASCULAR	113
CEREBRAL	4
DIABETES	9
GASTROINTESTINAL	9
INFECTIOUS DISEASE	22
OTHER	5
RESPIRATORY	6
SEIZURE	6
EMBOLISM	4
UNDETERMINED	2
<b>Grand Total</b>	<b>223</b>
% of Total Cases	29%

Montana Cases Only



### **2024 TURN-AROUND TIMES:**

Turn-Around Time represents the number of days between the postmortem examination and the completion of the autopsy report. 97% of our reports in 2024 were completed within 90 days. We attained our goal to complete 90% of our cases in 90 days.

LESS THAN 60 DAYS	763	91%
60-90 DAYS	54	6%
91-120 DAYS	13	2%
OVER 120 DAYS	8	1%
<b>TOTAL</b>	<b>838</b>	<b>100%</b>

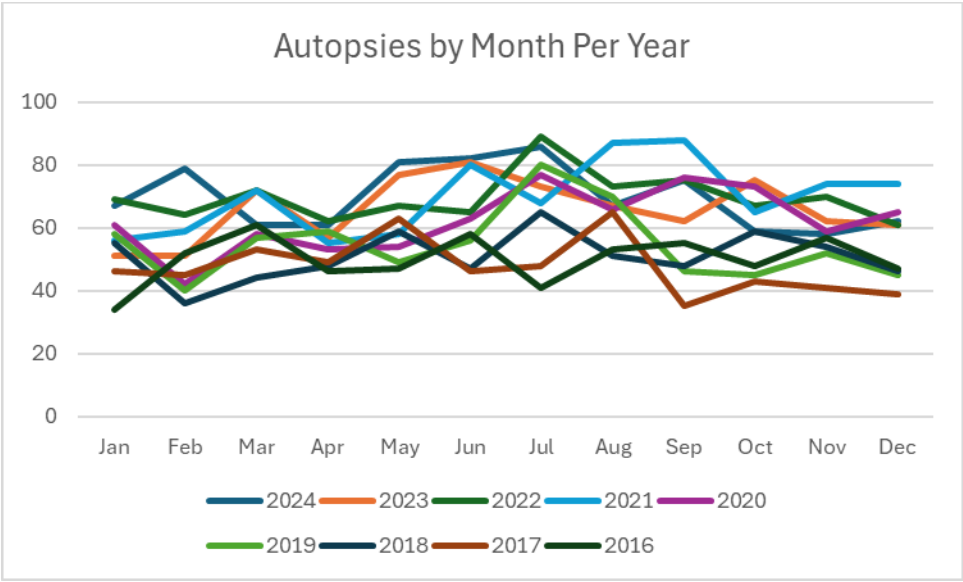
### **EIGHT YEAR TRENDS (2016-2024)**

The Montana State Medical Examiner's office initiated a process to maintain better statistical information beginning in 2015. We have now completed 9 years from which we can make annual comparisons and watch trends. Again, these comparisons are only based on the cases submitted to the office and not all investigated deaths in the State. Unless otherwise noted, calendar years 2023 and 2024 include coverage for 6 Wyoming counties.

Autopsy Type	2024	2023	2022	2021	2020	2019	2018	2017	2016
Full	624	626	689	706	660	570	546	530	540
Partial	67	59	56	45	35	28	20	15	12
External	136	95	77	74	41	47	37	22	37
Skeletal	11	9	12	11	11	11	8	7	10
Disinterred	0	0	0	0	0	0	0	1	0
Coroner Case Review	0	0	0	0	0	1	1	0	0
<b>TOTAL CASES</b>	<b>838</b>	<b>789</b>	<b>834</b>	<b>836</b>	<b>747</b>	<b>657</b>	<b>612</b>	<b>575</b>	<b>599</b>

AUTOPSIES BY MONTH PER YEAR:

Month	2024	2023	2022	2021	2020	2019	2018	2017	2016
Jan	67	51	69	56	61	58	55	46	34
Feb	79	51	64	59	42	40	36	45	52
Mar	61	72	72	72	58	57	44	53	61
Apr	61	57	62	55	53	59	48	49	46
May	81	77	67	58	54	49	59	63	47
Jun	82	81	65	80	63	56	47	46	58
Jul	86	73	89	68	77	80	65	48	41
Aug	67	67	73	87	66	70	51	65	53
Sep	75	62	75	88	76	46	48	35	55
Oct	59	75	67	65	73	45	59	43	48
Nov	58	62	70	74	59	52	54	41	57
Dec	62	61	61	74	65	45	46	39	47
Total	838	789	834	836	747	657	612	573	599





**MANNER OF DEATH BY YEAR:**

MANNER	2024	2023	2022	2021	2020	2019	2018	2017	2016
Accident	318	323	336	323	281	261	225	205	226
Homicide	63	56	70	47	80	43	50	49	47
Research *	3	0	0	2	4	2	4	1	
Natural	248	234	239	258	230	183	202	198	197
Suicide	147	116	130	136	104	107	87	77	75
Undetermined	52	53	50	62	43	51	44	45	50
Not Applicable**	7	7	9	8	5	10			4
<b>Grand Total</b>	<b>838</b>	<b>789</b>	<b>834</b>	<b>836</b>	<b>747</b>	<b>656</b>	<b>612</b>	<b>575</b>	<b>599</b>

\*Brain Removals \*\*Skeletal, fetal human and non-human remains

**DEATHS UNDER 20 YEARS BY MANNER:**

AGE	MANNER	2024	2023	2022	2021	2020	2019	2018	2017	2016
Infants<=2 years	Accident	1	3	5	4	6	4	4	4	7
	Homicide	1	4	2	1	3	4	3	5	6
	Natural	2	2	9	4	7	2	3	5	5
	Undetermined	16	16	12	17	14	18	13	16	15
Child 3-12	Accident	1	3	9	2	5	3	7	3	4
	Homicide	3	0	3	4	4	2	1	0	3
	Natural	1	4	3	0	0	4	2	0	2
	Undetermined	3	1	0	1	1	1	2	0	0
	Suicide	1	0	0	3	1	0	0	0	1
Teen 13-19	Accident	16	18	16	25	12	12	11	4	12
	Homicide	3	2	6	2	6	2	0	1	3
	Natural	4	2	4	5	1	3	5	3	2
	Suicide	11	11	12	11	7	11	6	5	3
	Undetermined	0	0	1	1	2	1	2	2	0
<b>Grand Totals</b>		<b>63</b>	<b>66</b>	<b>82</b>	<b>80</b>	<b>69</b>	<b>67</b>	<b>59</b>	<b>48</b>	<b>63</b>

Montana Cases Only

**FIREARM DEATHS BY MANNER BY YEAR**

MANNER	2024	2023	2022	2021	2020	2019	2018	2017	2016
Accident	0	0	1	1	1	2	0	0	0
Homicide	35	37	48	32	45	30	24	25	25
Suicide	81	72	83	81	62	65	48	51	46
Undetermined	1	2	2	4	3	1	1	3	3
<b>Grand Total</b>	<b>117</b>	<b>111</b>	<b>134</b>	<b>117</b>	<b>111</b>	<b>98</b>	<b>73</b>	<b>79</b>	<b>74</b>
% OF TOTAL MT	15%	15%	16%	14%	15%	14%	12%	14%	12%

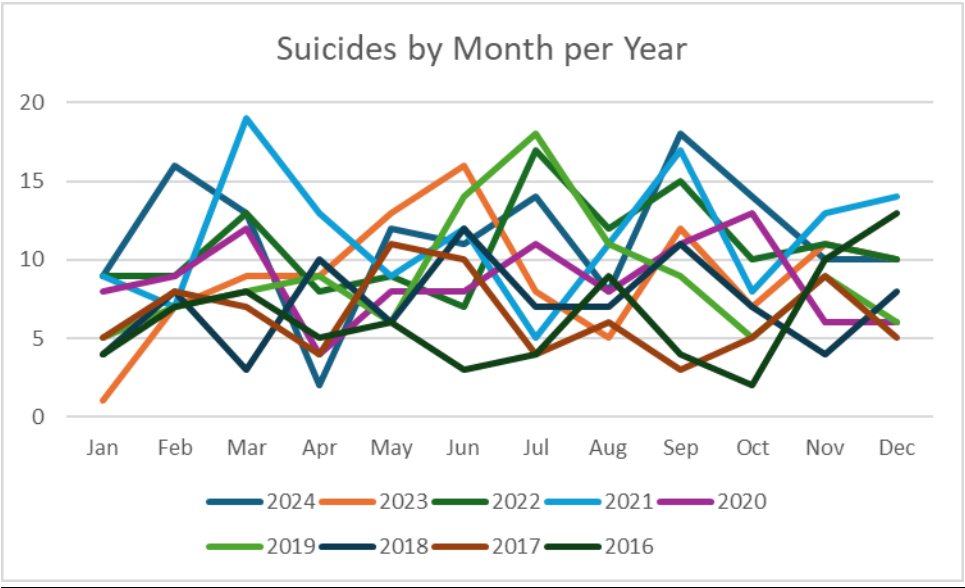
Montana Cases Only

Date

SUICIDES BY MONTH PER YEAR:

Month	2024	2023	2022	2021	2020	2019	2018	2017	2016
Jan	9	1	9	9	8	5	4	5	4
Feb	16	7	9	7	9	7	8	8	7
Mar	13	9	13	19	12	8	3	7	8
Apr	2	9	8	13	4	9	10	4	5
May	12	13	9	9	8	6	6	11	6
Jun	11	16	7	12	8	14	12	10	3
Jul	14	8	17	5	11	18	7	4	4
Aug	8	5	12	11	8	11	7	6	9
Sep	18	12	15	17	11	9	11	3	4
Oct	14	7	10	8	13	5	7	5	2
Nov	10	11	11	13	6	9	4	9	10
Dec	10	10	10	14	6	6	8	5	13
Total	137	108	130	137	104	107	87	77	75

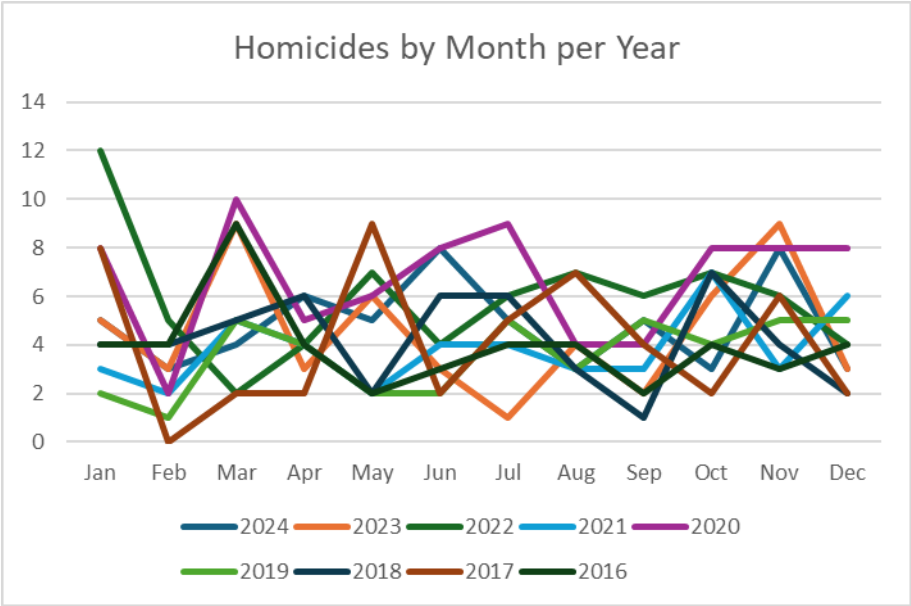
Montana Cases Only



HOMICIDES BY MONTH PER YEAR:

Month	2024	2023	2022	2021	2020	2019	2018	2017	2016
Jan	5	5	12	3	8	2	4	8	4
Feb	3	3	5	2	2	1	4	0	4
Mar	4	9	2	5	10	5	5	2	9
Apr	6	3	4	4	5	4	6	2	4
May	5	6	7	2	6	2	2	9	2
Jun	8	3	4	4	8	2	6	2	3
Jul	5	1	6	4	9	5	6	5	4
Aug	3	4	7	3	4	3	3	7	4
Sep	5	2	6	3	4	5	1	4	2
Oct	3	6	7	7	8	4	7	2	4
Nov	8	9	6	3	8	5	4	6	3
Dec	3	3	4	6	8	5	2	2	4
Total	58	54	70	46	80	43	50	49	47

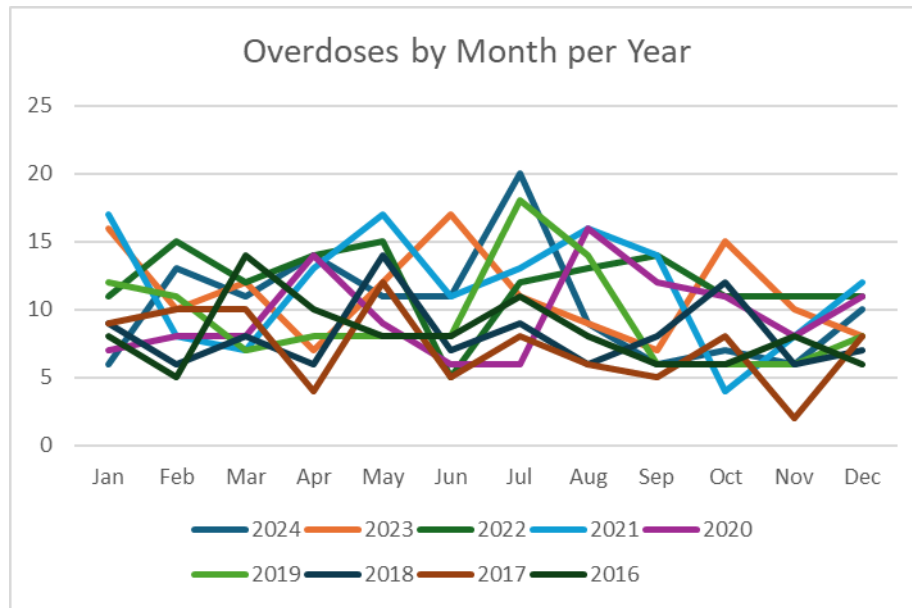
Montana Cases Only



**OVERDOSE DEATHS BY MONTH PER YEAR:**

Month	2024	2023	2022	2021	2020	2019	2018	2017	2016
Jan	6	16	11	17	7	12	9	9	8
Feb	13	10	15	8	8	11	6	10	5
Mar	11	12	12	7	8	7	8	10	14
Apr	14	7	14	13	14	8	6	4	10
May	11	12	15	17	9	8	14	12	8
Jun	11	17	5	11	6	8	7	5	8
Jul	20	11	12	13	6	18	9	8	11
Aug	9	9	13	16	16	14	6	6	8
Sep	6	7	14	14	12	6	8	5	6
Oct	7	15	11	4	11	6	12	8	6
Nov	6	10	11	8	8	6	6	2	8
Dec	10	8	11	12	11	8	7	8	6
<b>Total</b>	<b>124</b>	<b>134</b>	<b>144</b>	<b>140</b>	<b>116</b>	<b>112</b>	<b>98</b>	<b>87</b>	<b>98</b>

Montana Cases Only



**OVERDOSE DEATHS BY COUNTY PER YEAR-TOP COUNTIES\*:**

COUNTY	2024	2023	2022	2021	2020
Yellowstone	27	28	25	52	25
Butte	2	8	15	16	8
Flathead	15	14	15	11	10
Lake	6	10	12	10	2
Missoula	17	15	12	10	11
Gallatin	10	9	6	1	4
Cascade	8	7	14	6	12

\*Reminder: only coroner submitted autopsies and may not reflect comprehensive county data

**HOMICIDE DEATHS BY COUNTY PER YEAR**

COUNTY	2024	2023	2022	2021	2020	2019	2018	2017	2016
Beaverhead					2				
Big Horn	7	1	3	1	2		1	6	2
Blaine	2	1	1	1					
Broadwater						1		1	
Butte/Silver Bow			1	2	1				4
Carter								1	
Carbon	2	2	1		1		1		4
Cascade	2	5	7	4	3	6	5	8	5
Chouteau	1		1						1
Custer						1	1		
Dawson								1	
Deer Lodge	1		1		1		1	1	1
Fergus			2		1				
Flathead	3	4	6	4	7	4	4	1	2
Gallatin	3	2	4	2	1	3	1	3	4
Glacier	2	4	4		5		2	3	1
Golden Valley		1							
Granite									1
Hill	2			2		2	1		1
Jefferson		1						1	
Judith Basin		1		1					
Lake	2	4	3	1	5	3	2	1	1
Lewis & Clark	2		2	1	1	2	5	3	4

Liberty									1
Lincoln	1	1	2	1	1	2		2	2
Madison					1	1			
Meagher		1							
Mineral		3							
Missoula	5	5	2	8	10	3	5	5	1
Musselshell									1
Park			2	1					2
Phillips							1		1
Pondera			1				1		
Powell		1	1			1			
Petroleum				1					
Prairie		1							
Ravalli	2			2	6	1		1	
Richland			1			2			1
Roosevelt	3		1		4		1	2	4
Rosebud	1		2	3	4		1		2
Sanders		1			2		2	1	
Stillwater				1	1				
Sweetgrass					1				
Teton				1					
Toole						2			
Valley	2	1					1		
Yellowstone	15	14	22	9	20	9	14	8	1
Totals	58	54	70	46	80	43	50	49	47

**SUICIDE DEATHS BY COUNTY PER YEAR**

COUNTY	2024	2023	2022	2021	2020	2019	2018	2017	2016
Beaverhead				1			1		2
Big Horn	6	4	2	3	4	2	4	1	1
Blaine		1				1			
Broadwater		1		1	1	2	1		
Butte/Silver Bow	4	7	6	6	3	3		1	6
Carbon	5	1	3	4	1	4	1		
Carter								1	
Cascade	3	3	6	2	3	1	3	4	4
Chouteau		1							1
Custer					1				1
Daniels								1	1
Dawson				1		1	2		
Deer Lodge		1	1		4	2	1	3	1
Fallon									1
Fergus		1	2		4	1		1	
Flathead	8	5	10	14	9	7	4	4	3
Gallatin	3	5	3	6	2	7	3	2	2
Garfield					1				
Glacier	3	1	3	3	4	2	4	1	2
Golden Valley	1		1		1				
Granite	1		2	1			1	1	2
Hill	2	1		1	2	1	1	1	
Jefferson		1	1		2	1			
Judith Basin				1					
Lake	14	8	12	9	8	5	7	9	6
Lewis & Clark	1	3	3	7	5	3	12	3	2
Lincoln					1				
Liberty									1
Madison	1		1	1		1		1	
Meagher				1					
Mineral			1					1	
Missoula	12	7	6	14	10	7	8	9	11
Musselshell		1		2	2		3		3
Park		2	2	2	1	1	1	2	2

Phillips			1						
Pondera		2							
Powder River		1	2	2					
Powell	3	2		2	2	1	1		
Prairie								1	1
Ravalli	5	1	8	9	8	8	8	7	2
Richland					1	1			
Roosevelt	1					2		2	1
Rosebud	1		2	3	1	2	1	1	
Sanders	2	3	7	3	2			2	
Sheridan				1		1			
Stillwater	6	3	2	4	2	1	2	1	
Sweetgrass					1				1
Toole			1						3
Valley		2	1	1					
Wheatland		1					1	1	
Wibaux		1							
Yellowstone	55	38	41	32	18	39	17	16	15
<b>Totals</b>	<b>137</b>	<b>108</b>	<b>130</b>	<b>137</b>	<b>104</b>	<b>107</b>	<b>87</b>	<b>77</b>	<b>75</b>

Questions or inquiries regarding the information provided in this report can be addressed by contacting our main office at:

(406) 728-4970

[DOJFSDAdmin@mt.gov](mailto:DOJFSDAdmin@mt.gov)

Montana State Medical Examiner's Office  
Forensic Science Division  
P.O. Box 16170  
2679 Palmer St  
Missoula, MT 59808

Date