

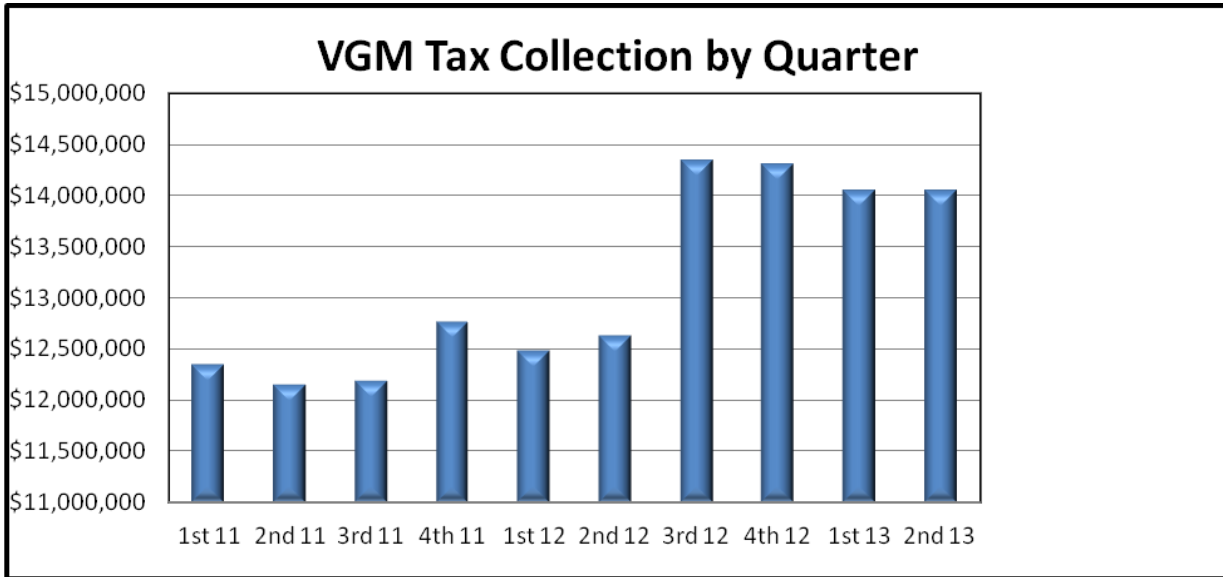
# Gambling Control Division

## Quarterly Information Summary

FY13 2<sup>nd</sup> Quarter Ending December 31, 2012

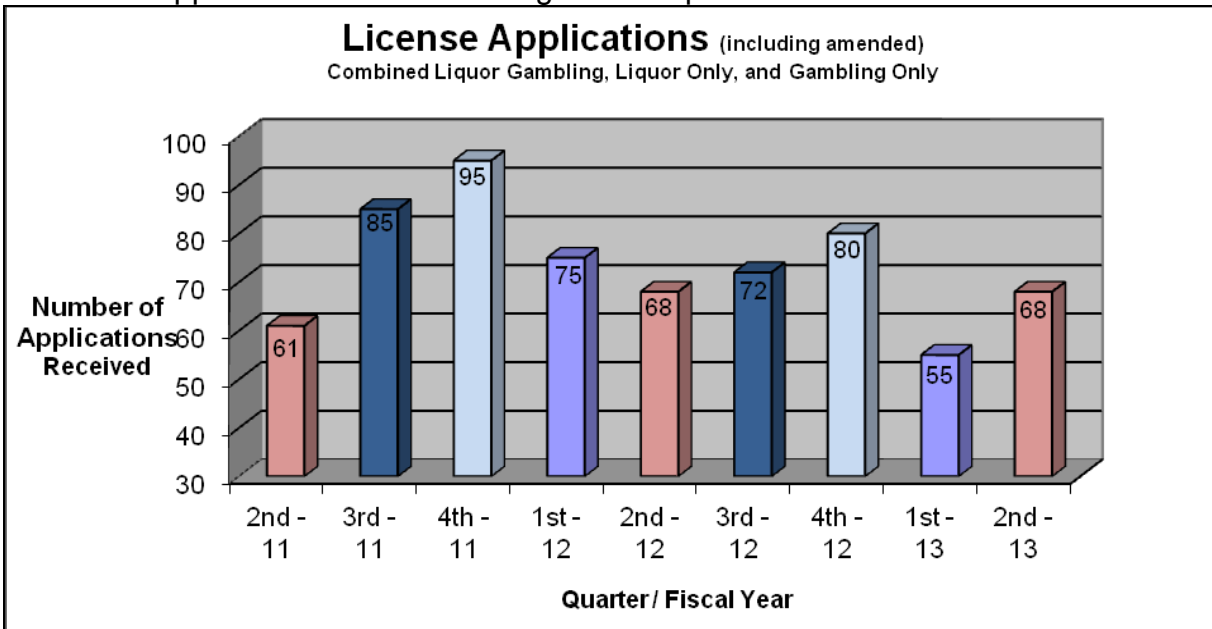
### Video Gambling Tax Collections

Video Gambling Machine (VGM) tax collections for the second quarter of fiscal year 2013 (October, November, and December) were approximately \$14.04 million. That is consistent with the previous quarter, but 11% more than second quarter of fiscal year 2012. All VGM tax collections are deposited into the State General Fund.



### Liquor and Gambling Licenses

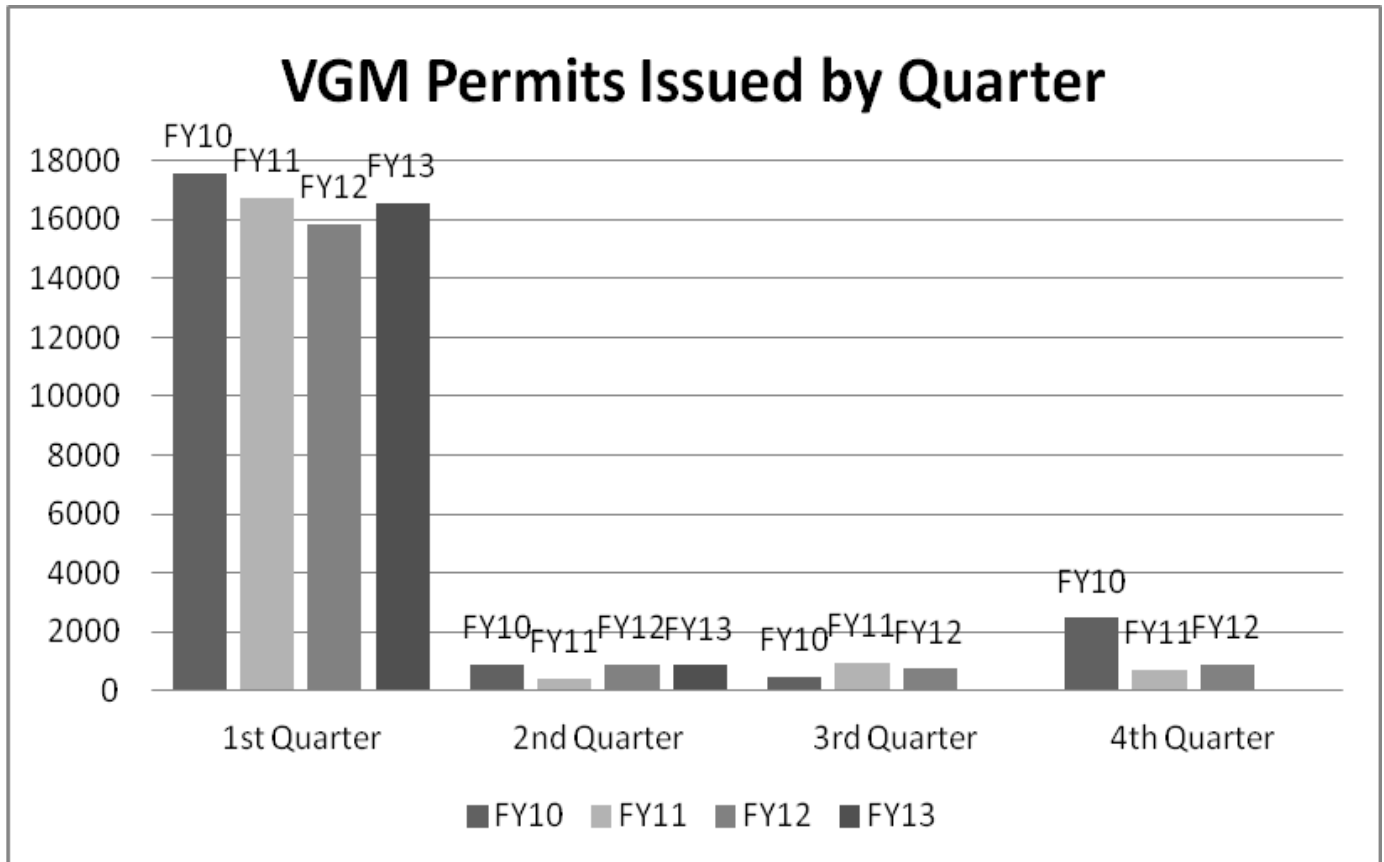
In the second quarter of fiscal year 2013, the Division received 68 gambling, liquor, and combined liquor/gambling applications (including amended applications). This is the same number of applications received during second quarter of FY12.



## Video Gambling Machine Permits

An individual video gambling machine permit fee is \$220 for the full fiscal year and is reduced by a prorated amount each subsequent quarter of the fiscal year. A portion of the fee (45%) goes to the local government where the machine is located and the balance goes to the Gambling Special Revenue Fund.

During the second quarter of fiscal year 2013, 858 video gambling machines were issued permits, approximately 5% less than second quarter of FY12.



## Card Games and Bingo

- By the end of second quarter, the number of card tables permitted during fiscal year 2013 was 261. This is 8% less than the same time last year.
- The number of card dealers licensed at the end of second quarter 2013 was 482, down 6% from the same time last year.
- The total number of bingo and keno licenses issued through the second quarter of fiscal year 2013 was 85 (61 Commercial, 24 Exempt), an increase of 23% from same time last year.