

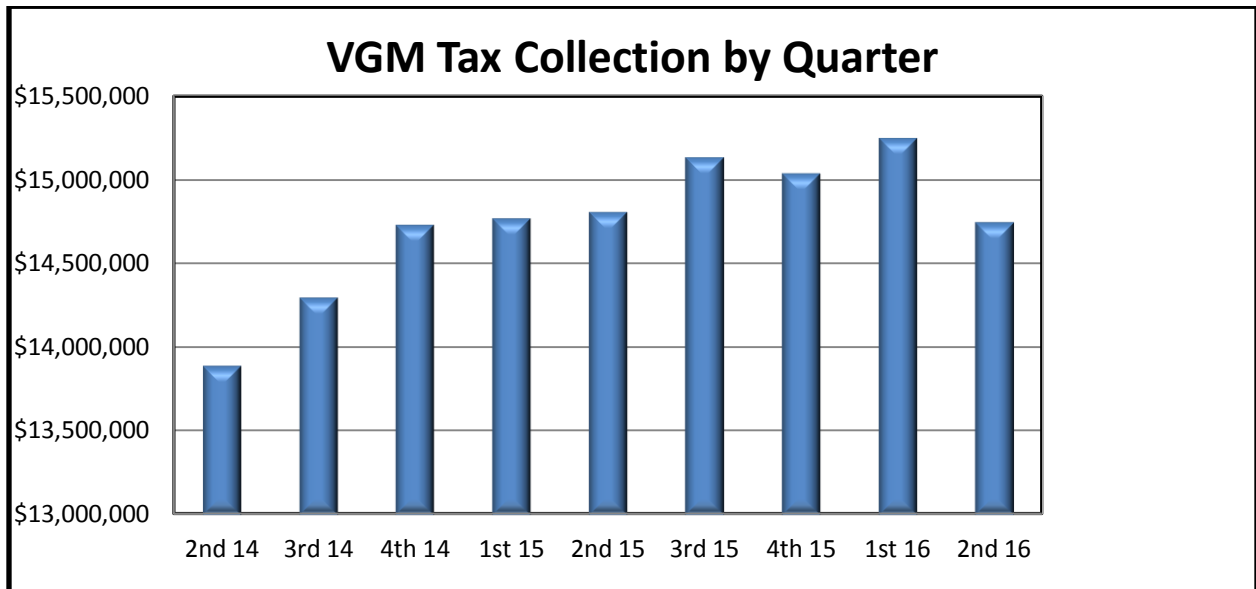
Gambling Control Division

Quarterly Information Summary

FY16 2st Quarter Ending December 31, 2015

Video Gambling Tax Collections

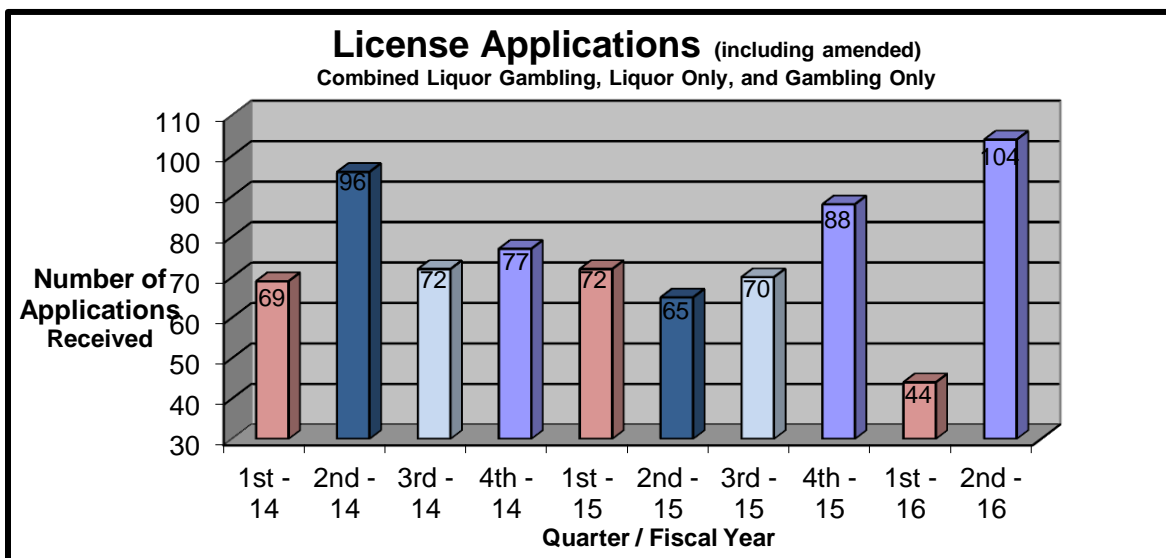
Video Gambling Machine (VGM) tax collections for the second quarter of fiscal year 2016 (October, November, and December) were approximately \$14.7 million. That is a 3% decrease from the previous quarter, but is less than a 1% decrease in collections from second quarter of fiscal year 2015. All VGM tax collections are deposited into the State General Fund.



Liquor and Gambling License Applications

In the second quarter of fiscal year 2016, the Division received 104 gambling, liquor, and combined liquor/gambling applications (including amended applications). This is 39 (60% increase) more than the number of applications received during second quarter of FY15, and 60 more (136% increase) than the number of applications received last quarter. Currently, there are approximately 1,347 active gambling operators in Montana.

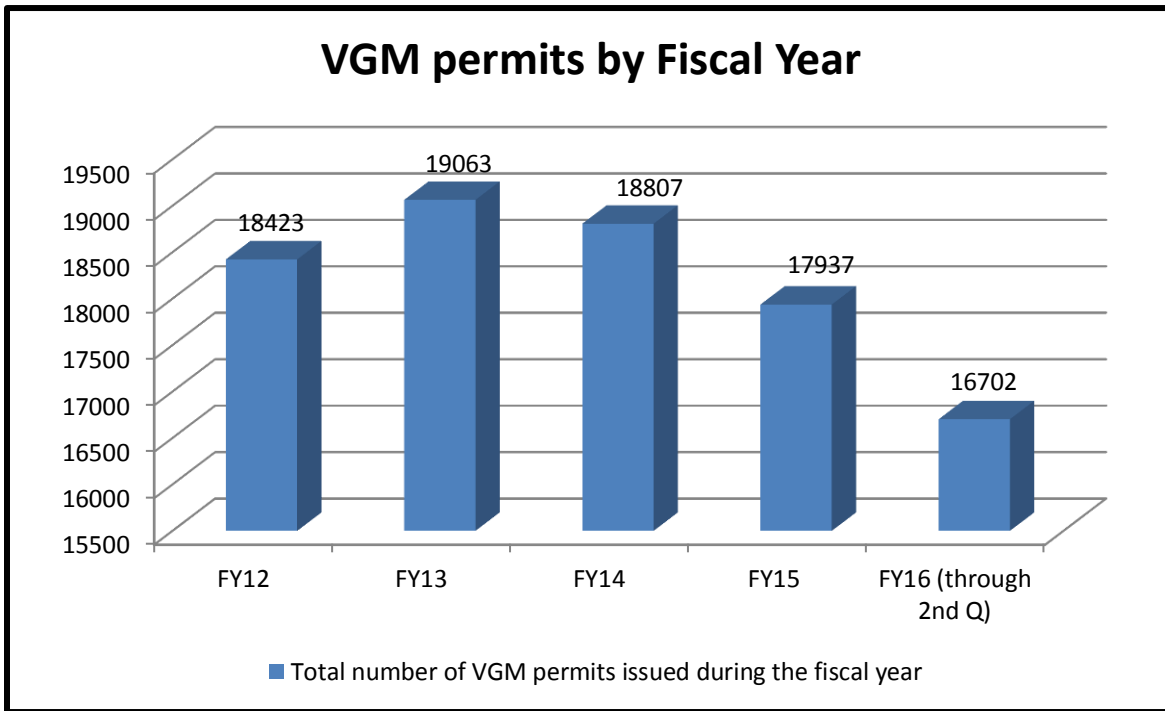
Note: The increase in second quarter fiscal year 2014 and 2016 was attributable to amended applications for a unique situation and not indicative of a change in the trend.



Video Gambling Machine Permits

Effective July 1st, 2013, an individual video gambling machine permit fee was increased to \$240 for the full fiscal year and is reduced by a prorated amount each subsequent quarter of the fiscal year. A portion of the fee goes to the local government where the machine is located and the balance goes to the Gambling Special Revenue Fund.

During the second quarter of fiscal year 2016, 650 video gambling machines permits were issued. This is a 4.4% decrease from second quarter of FY15.



Live Bingo/Keno

The total number of bingo and keno licenses issued through the second quarter of fiscal year 2016 was 90 (57 Commercial, 33 Exempt), which is 15.3% more than this time last fiscal year.

Special Event Permits

- The division processed 6 Casino Night permits during second quarter for a total of 16 permits processed through fiscal year 2016. This is 6.6% more than the number of permits processed this time last fiscal year.
- The division processed 16 Calcutta permits during second quarter for a total of 100 permits processed through fiscal year 2016. This is 13.6% more than the number of permits processed this time last fiscal year.

Live Card Games

- By the end of second quarter, the number of card tables permitted during fiscal year 2016 was 205. This is 5.9% less than the same time last year.
- The number of card dealers licensed at the end of second quarter fiscal year 2016 was 321, down 16.6% from the same time last year.
- Through second quarter of fiscal year 2016, 82 large-stakes tournament permits were issued to 19 gambling operators. This is 23% less than the number processed through this time fiscal year 2015.
- Through second quarter of fiscal year 2016, 12 small-stakes tournament permits were issued. This is 33% less than the number processed through this time fiscal year 2015.

