



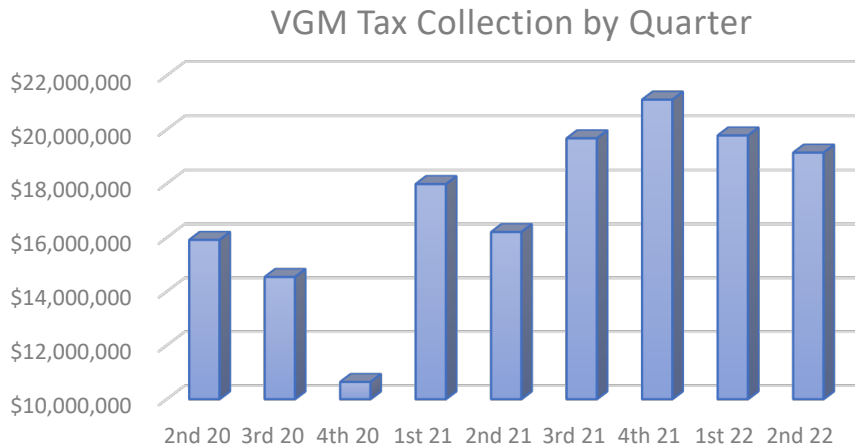
Gambling Control Division

Quarterly Information Summary

FY22 2nd Quarter Ending December 31st, 2021

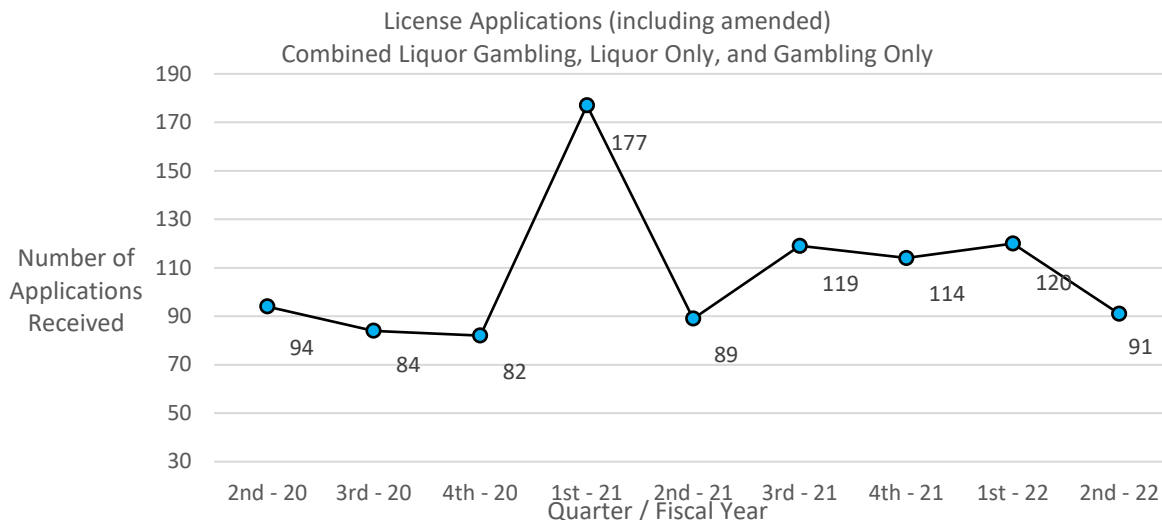
Video Gambling Tax Collections

Video Gambling Machine (VGM) tax collections for the second quarter of fiscal year 2022 (October, November, December) were approximately \$19.1 million. That is a 3% decrease from the first quarter FY22 and is a 18% increase in total collections from second quarter of fiscal year 2021. All VGM tax collections are deposited into the State General Fund.



Liquor and Gambling License Applications

In the second quarter of fiscal year 2022, the Division received 91 gambling, liquor, and combined liquor/gambling applications (including amended applications). This is 2 more than the number of applications received during second quarter of fiscal year 2021 (2% increase), and 29 less than the number of applications received first quarter FY22 (24% decrease). Currently, there are approximately 1,334 active gambling operators in Montana.

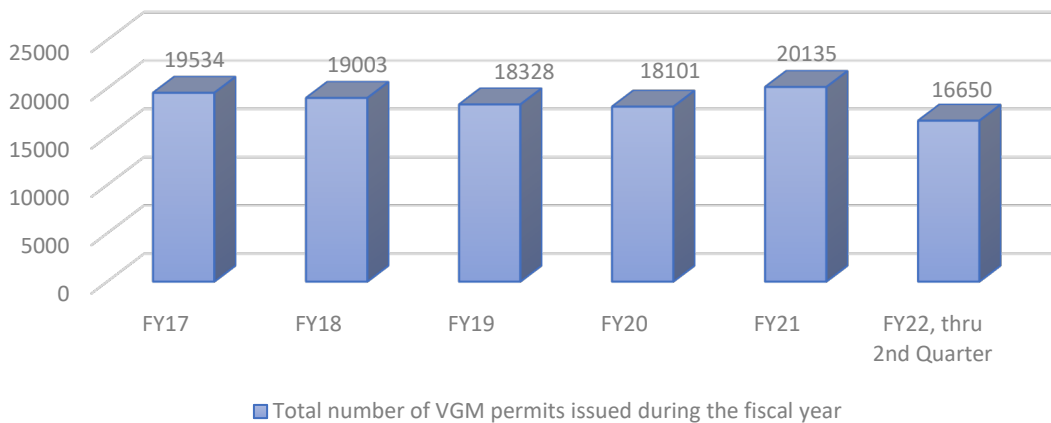


Video Gambling Machine Permits

Effective July 1st, 2013, an individual video gambling machine permit fee was increased to \$240 for the full fiscal year and is reduced by a prorated amount each subsequent quarter of the fiscal year. A portion of the fee goes to the local government where the machine is located, and the balance goes to the Gambling Special Revenue Fund.

During the second quarter of fiscal year 2022, 639 video gambling machines permits were issued. This is a 18% increase from second quarter of FY21.

VGM permits by Fiscal Year



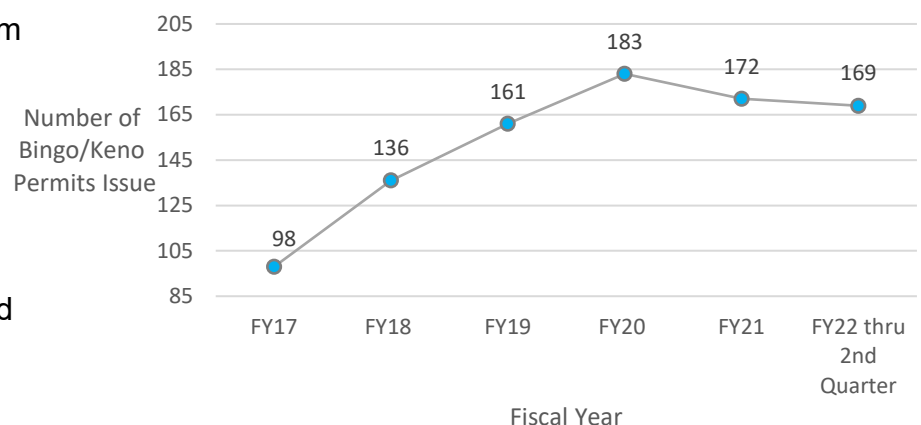
Live Bingo/Keno

- The total number of bingo and keno permits issued through fiscal year 2022 is 169 (107 Commercial, 62 Exempt), which is a 5% increase from this time last fiscal year.

Special Event Permits

- 13 Casino Night permits were issued during the 2nd quarter of FY22. This is 8 more permits processed than 2nd quarter of FY21.
- The division processed 20 Calcutta permits during the second quarter of fiscal year 2022. This is 57% less than the number of permits processed than this time last fiscal year.

Bingo/Keno Permits



Live Card Games

- The number of card tables permitted through fiscal year 2022 is 151. This is 12% more than the number processed this time last fiscal year.
- The number of card dealers licensed through fiscal year 2022 is 234. This is a 42% increase from this time last fiscal year.
- Through second quarter of fiscal year 2022, 16 large-stakes tournament permits were issued. No permits were processed through this time during fiscal year 2021.
- Through second quarter of fiscal year 2022, 0 small-stakes tournament permits were issued. This is 17 less than the number processed through this time during fiscal year 2021.

Live Card Tables



Licensed Card Dealers

