

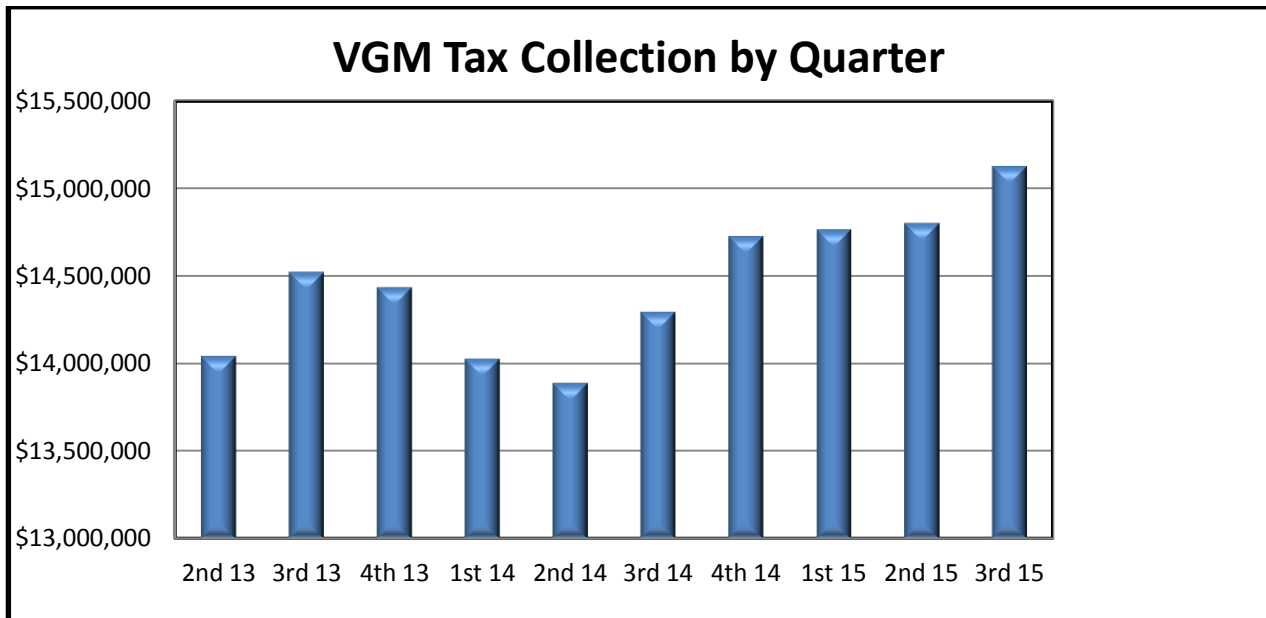
Gambling Control Division

Quarterly Information Summary

FY15 3rd Quarter Ending March 31, 2015

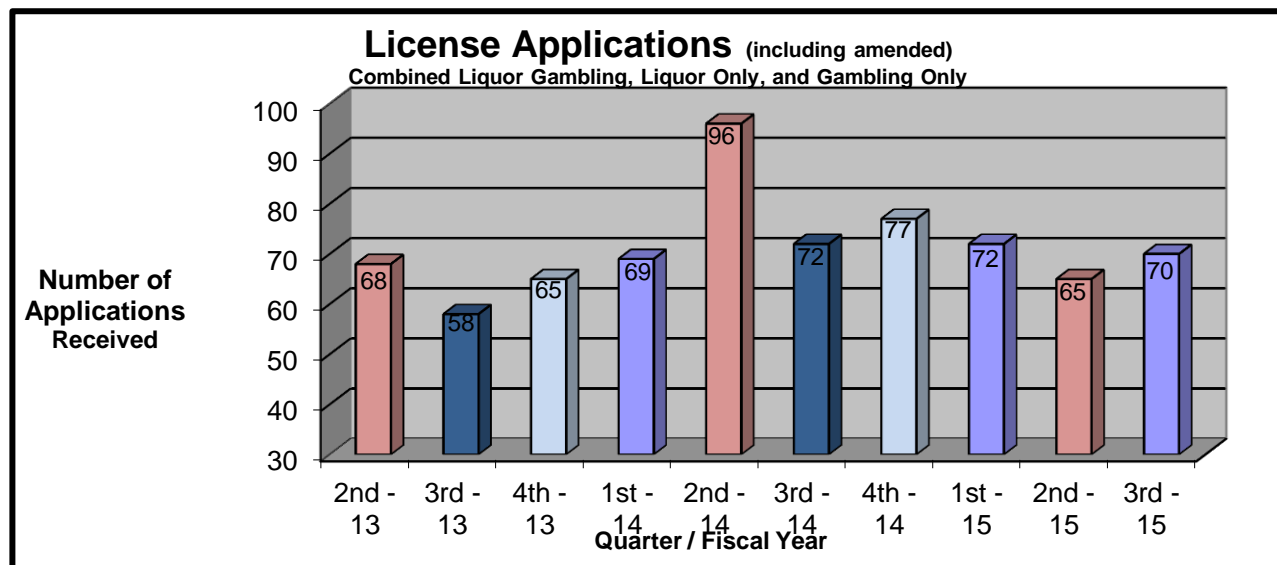
Video Gambling Tax Collections

Video Gambling Machine (VGM) tax collections for the third quarter of fiscal year 2015 (January, February, and March) were approximately \$15.1 million. That is approximately a 2.2% increase from the previous quarter, and a 5.8% increase in collections compared to third quarter of fiscal year 2014. All VGM tax collections are deposited into the State General Fund.



Liquor and Gambling License Applications

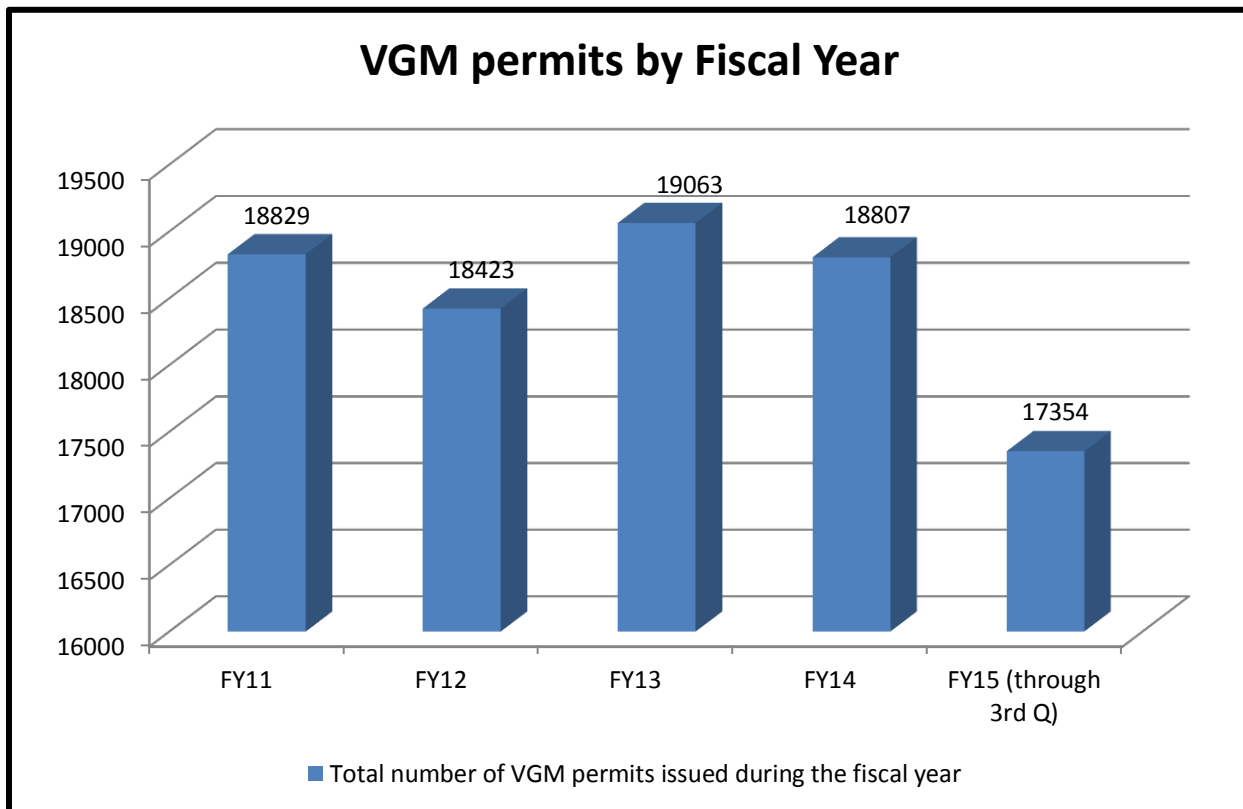
In the third quarter of fiscal year 2015, the Division received 70 gambling, liquor, and combined liquor/gambling applications (including amended applications). This is 3% decrease in the number of applications received as compared third quarter of FY14, and 8% more than the number of applications received last quarter. Note: The large number of applications received in second quarter fiscal year 2014 was attributable to amended applications for a unique situation and not indicative of a change in the trend. Currently, there are approximately 1,408 active gambling operators in Montana.



Video Gambling Machine Permits

Effective July 1, 2013, an individual video gambling machine permit fee was increased to \$240 for the full fiscal year and is reduced by a prorated amount each subsequent quarter of the fiscal year. A portion of the fee goes to the local government where the machine is located and the balance goes to the Gambling Special Revenue Fund.

During the third quarter of fiscal year 2015, 590 video gambling machines permits were issued, approximately 27% less than the third quarter of FY14. Overall, permits are down 2.6% compared to last fiscal year.



Live Bingo/Keno

The total number of bingo and keno licenses issued through the third quarter of fiscal year 2015 was 86 (56 Commercial, 30 Exempt), which is approximately 7.5% less than this time last fiscal year.

Special Event Permits

- The division processed 24 Casino Night permits through third quarter of fiscal year 2015 which is 17% (5 permits) less than third quarter of fiscal year 2014.
- The division processed 123 Calcutta permits through third quarter of fiscal year 2015 which is the same number of permits processed at this time last fiscal year.

Live Card Games

- By the end of third quarter, the number of card tables permitted during fiscal year 2015 was 228. This is 11.9% less than the same time last year.
- The number of card dealers licensed at the end of third quarter fiscal year 2015 was 369, down 10.2% from the same time last year.
- The division issued 149 large-stakes tournament permits to 33 locations through third quarter of fiscal year 2015.
- The division issued 20 small-stakes tournament permits through third quarter of fiscal year 2015.

