

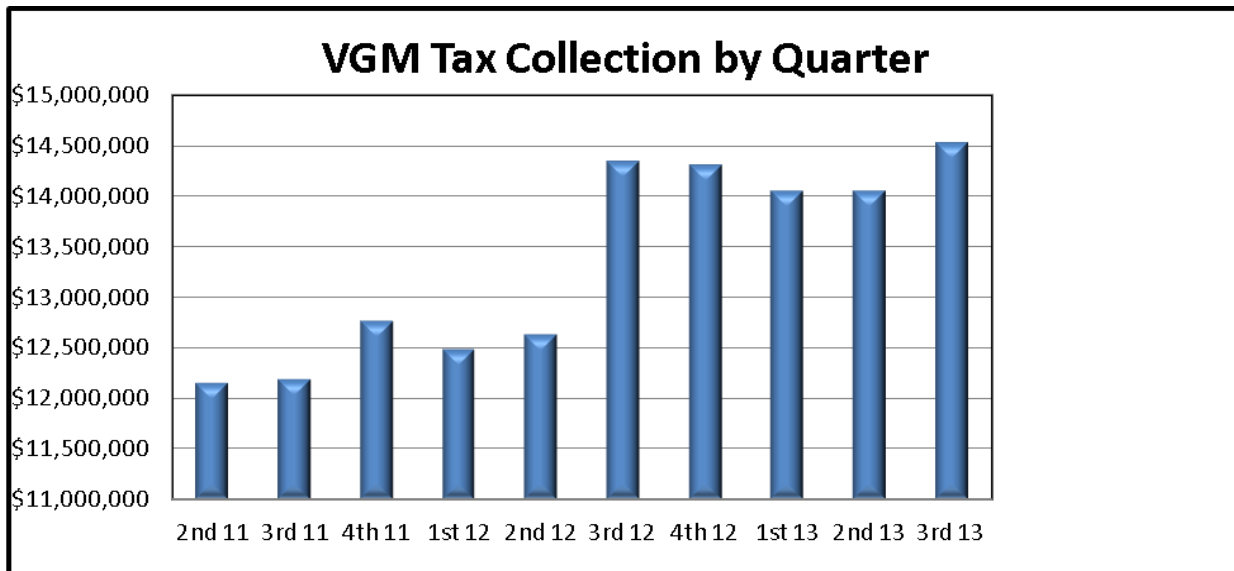
Gambling Control Division

Quarterly Information Summary

FY13 3rd Quarter Ending March 31, 2013

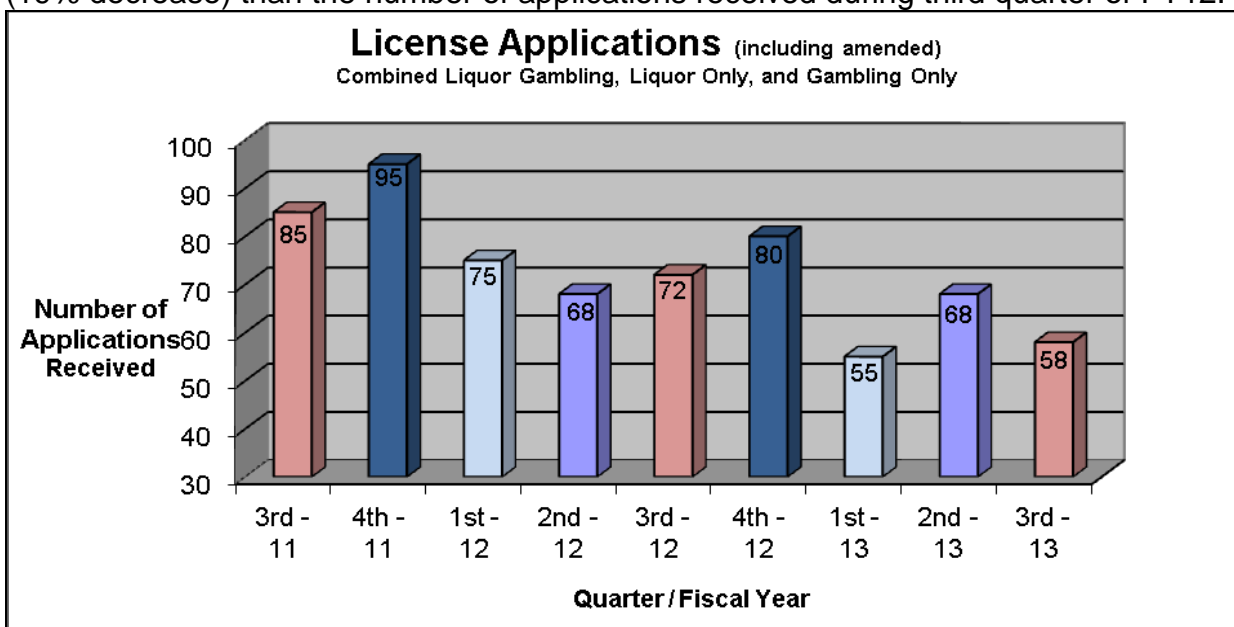
Video Gambling Tax Collections

Video Gambling Machine (VGM) tax collections for the third quarter of fiscal year 2013 (January, February, and March) were approximately \$14.5 million. That is a 3.4% increase from the previous quarter, and 1.3% more than third quarter of fiscal year 2012. All VGM tax collections are deposited into the State General Fund.



Liquor and Gambling Licenses

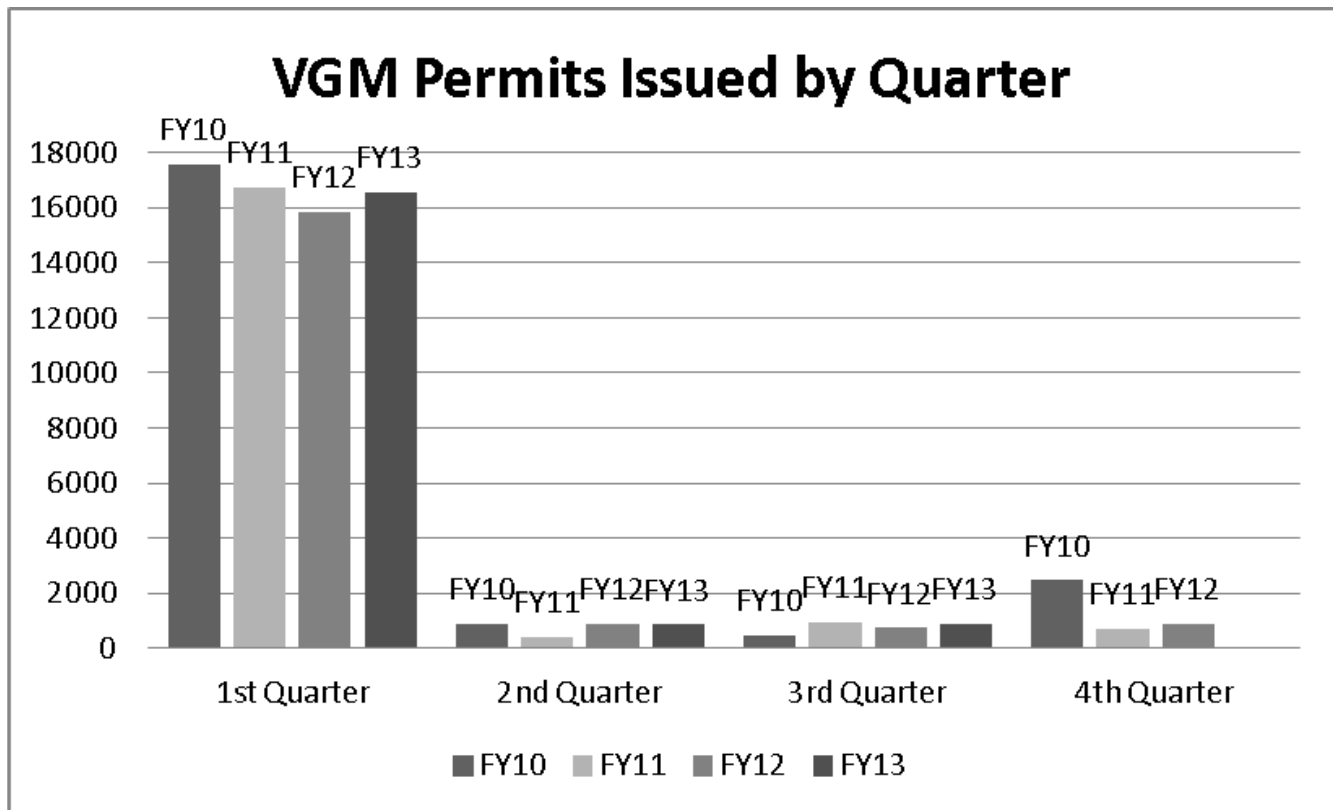
In the third quarter of fiscal year 2013, the Division received 58 gambling, liquor, and combined liquor/gambling applications (including amended applications). This is 14 less (19% decrease) than the number of applications received during third quarter of FY12.



Video Gambling Machine Permits

An individual video gambling machine permit fee is \$220 for the full fiscal year and is reduced by a prorated amount each subsequent quarter of the fiscal year. A portion of the fee (45%) goes to the local government where the machine is located and the balance goes to the Gambling Special Revenue Fund.

During the third quarter of fiscal year 2013, 890 video gambling machines were issued permits, approximately 20% more than third quarter of FY12.



Card Games and Bingo

- By the end of third quarter, the number of card tables permitted during fiscal year 2013 was 272. This is 8% less than the same time last year.
- The number of card dealers licensed at the end of third quarter 2013 was 477, down 6.5% from the same time last year.
- The total number of bingo and keno licenses issued through the third quarter of fiscal year 2013 was 92 (68 Commercial, 24 Exempt), an increase of 24% from same time last year.