

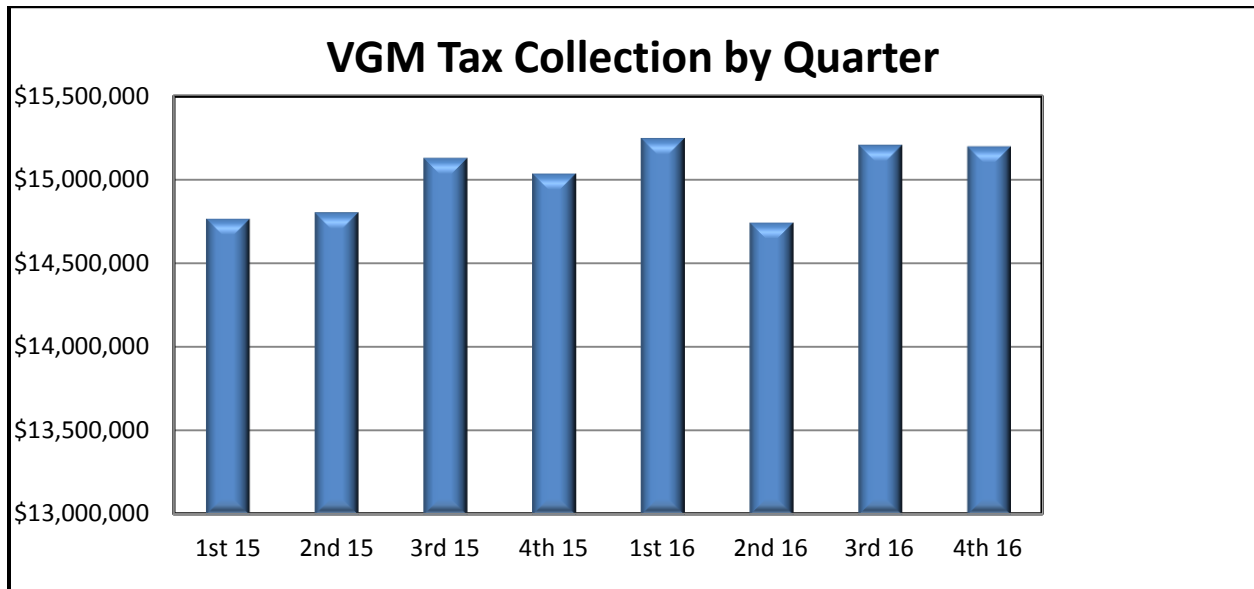
Gambling Control Division

Quarterly Information Summary

FY16 4th Quarter Ending June 30, 2016

Video Gambling Tax Collections

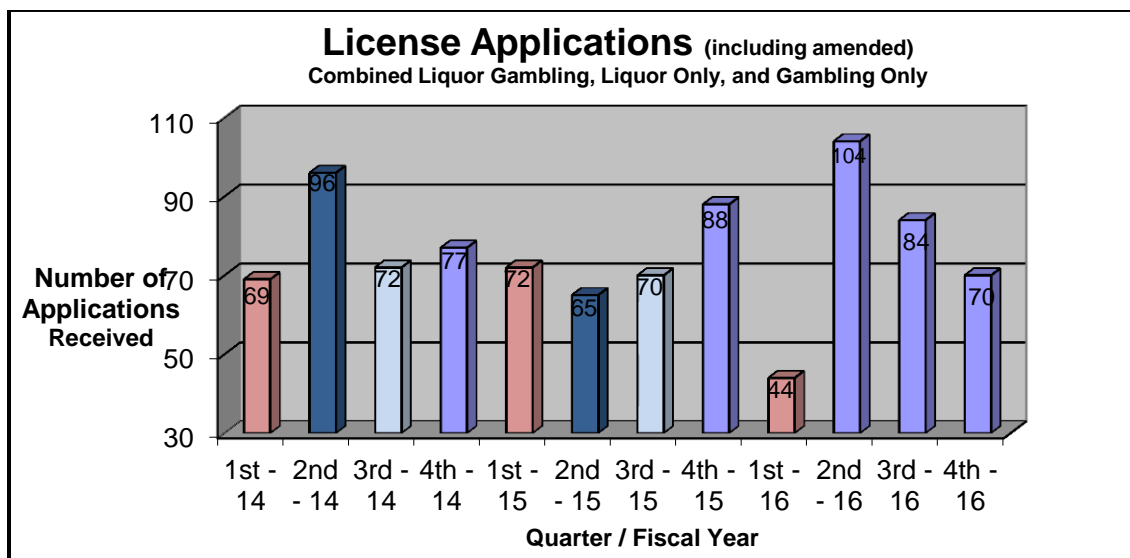
Video Gambling Machine (VGM) tax collections for the fourth quarter of fiscal year 2016 (April, May, June) were approximately \$15.1 million. That is less than a 1% decrease from the previous quarter, and is a 1.1% increase in collections from fourth quarter of fiscal year 2015. All VGM tax collections are deposited into the State General Fund.



Liquor and Gambling License Applications

In the fourth quarter of fiscal year 2016, the Division received 70 gambling, liquor, and combined liquor/gambling applications (including amended applications). This is 18 (20% decrease) less than the number of applications received during fourth quarter of FY15, and 14 (17% decrease) less than the number of applications received last quarter. Currently, there are approximately 1,347 active gambling operators in Montana.

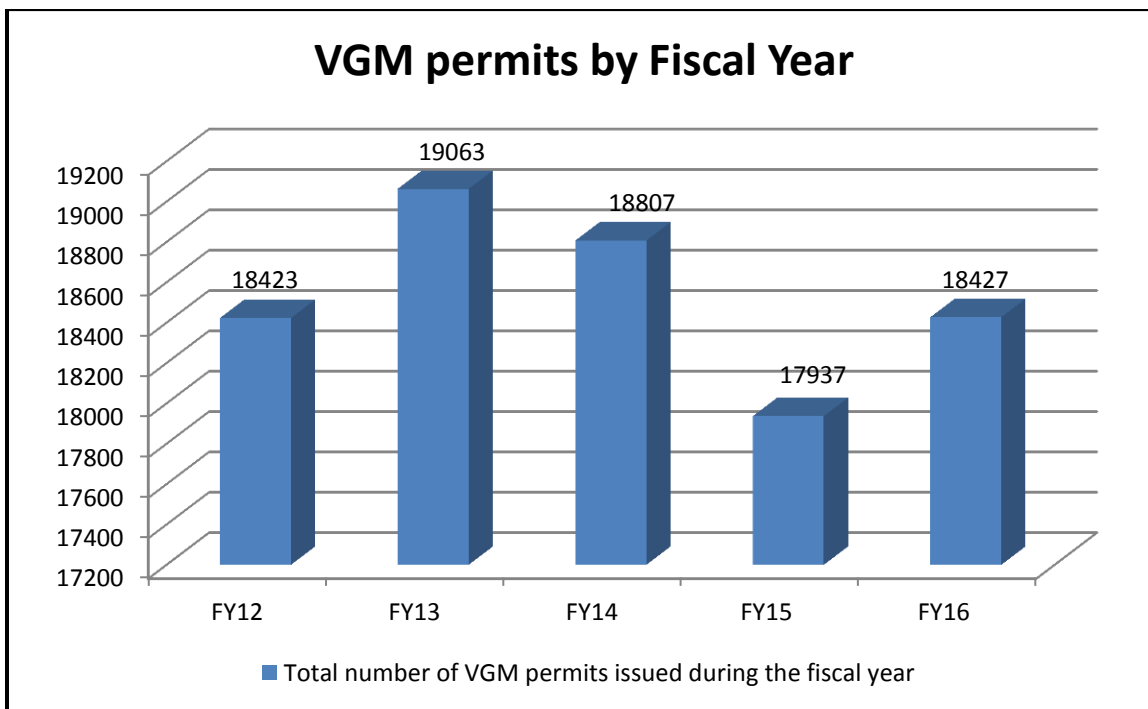
Note: The increase in second quarter fiscal year 2014 and 2016 was attributable to amended applications for a unique situation and not indicative of a change in the trend.



Video Gambling Machine Permits

Effective July 1st, 2013, an individual video gambling machine permit fee was increased to \$240 for the full fiscal year and is reduced by a prorated amount each subsequent quarter of the fiscal year. A portion of the fee goes to the local government where the machine is located and the balance goes to the Gambling Special Revenue Fund.

During the fourth quarter of fiscal year 2016, 858 video gambling machines permits were issued. This is a 47.2% increase from fourth quarter of FY15.



Live Bingo/Keno

The total number of bingo and keno licenses issued through fiscal year 2016 was 100 (66 Commercial, 34 Exempt), which is 11% more than last fiscal year.

Special Event Permits

- The division processed 8 Casino Night permits during fourth quarter for a total of 41 permits processed through fiscal year 2016. This is 11% more than the number of permits processed this time last fiscal year.
- The division processed 56 Calcutta permits during fourth quarter for a total of 201 permits processed through fiscal year 2016. This is 22% more than the number of permits processed this time last fiscal year.

Live Card Games

- The number of card tables permitted during fiscal year 2016 was 225. This is 3% less than the number processed this time fiscal year 2015.
- The number of card dealers licensed through fiscal year 2016 was 346. This is the same as last fiscal year.
- Through fiscal year 2016, 185 large-stakes tournament permits were issued to 19 gambling operators. This is less than 1% of the number processed through this time fiscal year 2015.
- Through fiscal year 2016, 12 small-stakes tournament permits were issued. This is 40% less than the number processed through this time fiscal year 2015.

