Water & Environmental TECHNOLOGIES

480 E Park St | Butte, MT 59701
(406) 782-5220
info@waterenvtech.com
waterenvtech.com



ADDENDUM

DRAFT FINAL - Butte Area One Parrot Performance Monitoring Program Conceptual Site Model Report

Butte, Montana

Prepared for:

Montana Natural Resource Damage Program
1720 9th Avenue | PO Box 210425 | Helena, MT 59620-1425

July 2023

TABLE OF CONTENTS

1.0 INTRODUCTION **1**
2.0 BACKGROUND **2**
3.0 INTERIM/CONSTRUCTION DEWATERING SYSTEM SUMMARY **4**
3.1 System Performance Summary **5**
3.2 System Effluent Concentrations and Mass Removal **6**
4.0 SITE CHARACTERIZATION UPDATE **7**
4.1 Groundwater Elevation Data **9**
4.2 Groundwater Quality **9**
4.2.1 PMP Water Quality Parameters 9
4.2.2 PMP Metal Concentrations 10
4.2.3 PMP Rare Earth and Minor Metal Concentrations 11
4.3 Parrot Monitoring Program Constituent of Concern Trend Analysis **12**
4.3.1 Transect A-A' –Upgradient Edge of the Parrot Removal Area 15
4.3.2 Transect B-B'- Downgradient Edge of Parrot Removal Area 15
4.3.3 Transect C-C' – Near Columbus Plaza, Downgradient of the Parrot Removal 16
4.3.4 Transect D-D' – Near Kaw Avenue 18
4.3.5 Transect E-E' – Near Confluence Along Blacktail Creek 19
4.3.6 Transect Concentration Trend Summary 21
4.3.7 Piper Diagrams – Key Wells 22
5.0 CONCLUSIONS **23**
6.0 RECOMMENDATIONS **24**
7.0 REFERENCES **25**

LIST OF EMBEDDED TABLES

Table 1. Construction Dewatering System Performance Summary
Table 2. Construction Dewatering System COC Mass Removal Summary
Table 3. Transect Trend Analysis Monitoring Points
Table 4. Contaminants by Media - Butte Priority Soils Operable Unit
Table 5. Transect A-A' – Groundwater Trend Analysis
Table 6. Transect B-B' – Groundwater Trend Analysis
Table 7. Transect C-C' – Groundwater Trend Analysis
Table 8. Transect D-D'– Groundwater Trend Analysis
Table 9. Transect E-E' – Groundwater Trend Analysis

LIST OF EMBEDDED GRAPHS

Graph 1. Construction Dewatering Groundwater Discharge Volume
Graph 2. Construction Dewatering Cumulative COC Mass Removed

LIST OF FIGURES

Figure 1. Monitoring Point Location Map

LIST OF ATTACHMENTS

Attachment 1. PMP Water Quality Parameter Concentration Data
Attachment 2. PMP Metals Parameter Concentration Data
Attachment 3. PMP Minor Metals and Rare Earth Concentration Data
Attachment 4. Dewatering System Groundwater Elevation Maps (2020-2022)
Attachment 5. Piper Diagrams - Key Wells

LIST OF EXHIBITS

Exhibit 1a. Copper Concentrations Upper Alluvial Aquifer Unit
Exhibit 1b. Copper Concentrations Middle Alluvial Aquifer Unit
Exhibit 1c. Copper Concentrations Lower Alluvial Aquifer Unit
Exhibit 2a. Sulfate Concentrations Upper Alluvial Aquifer Unit
Exhibit 2b. Sulfate Concentrations Middle Alluvial Aquifer Unit
Exhibit 2c. Sulfate Concentrations Lower Alluvial Aquifer Unit
Exhibit 3a. Zinc Concentrations Upper Alluvial Aquifer Unit
Exhibit 3b. Zinc Concentrations Middle Alluvial Aquifer Unit
Exhibit 3c. Zinc Concentrations Lower Alluvial Aquifer Unit
Exhibit 4a. Conductivity Concentrations Upper Alluvial Aquifer Unit
Exhibit 4b. Conductivity Concentrations Middle Alluvial Aquifer Unit
Exhibit 4c. Conductivity Concentrations Lower Alluvial Aquifer Unit

REVISION HISTORY

Revision#:	Author:	Version:	Description:	Issue Date:
Draft	WET	0	Issued for NRDP Review	July 2023

ACRONYMS

AMC	Anaconda Mining Company
ARCO	Atlantic Richfield Company
BAO	Butte Area One
BPSOU	Butte Priority Soil Operable Unit
BSB	Butte Silver-Bow
COC	Contaminants of Concern
DOJ	Department of Justice
DQO	Data Quality Objectives
DSR	Data Summary Report
DTW	Depth to Water
IDW	Interim Dewatering System
LAU	Lower Alluvial Unit
MBMG	Montana Bureau of Mines & Geology
MAU	Middle Alluvial Unit
MR	Montana Resources
MS/MSD	Matrix Spike / Matrix Spike Duplicate
NRDP	Natural Resource Damage Program
PMP	Performance Monitoring Program
QAPP	Quality Assurance Project Plan
QC	Quality Control
RPD	Relative Percent Difference
SBC	Silver Bow Creek
UAU	Upper Alluvial Unit
WET	Water & Environmental Technologies

1.0 INTRODUCTION

This Addendum to the *DRAFT FINAL – Butte Area One Parrot Performance Monitoring Program Conceptual Site Model Report* (May 2020), (hereafter referred to as CSM Addendum) for the Butte Area One / Parrot Tailings Site was developed on behalf of the Montana Natural Resource Damage Program (NRDP) by Water and Environmental Technologies (WET). The purpose of this Addendum is to:

- Provide a summary of ongoing remediation activities completed as part of the Parrot Tailings Waste Removal Project;
- Provide updated groundwater and hydrogeological data collected from the 3rd quarter 2020 to the 4th quarter 2022;
- Provide updated trend analysis on major contaminants and conductivity;
- Provide water quality, metals, and rare earth element concentrations in monitored groundwater; and
- Note any significant changes to groundwater chemistry, constituent of concern concentrations, and aquifer hydrology that is potentially due to completed Parrot Tailings work.

The data presented in this Addendum was collected as part of the Parrot Tailings Waste Removal Project Performance Monitoring Program (PMP), which is being conducted within the Butte Priority Soils Operable Unit (BPSOU) along the upper Silver-Bow Creek (SBC) corridor in Butte, Montana. The PMP was implemented by NRDP starting in 2017 to establish baseline groundwater conditions and to monitor Parrot removal and post-removal groundwater quality over time. As of the fourth quarter of 2022, the PMP monitoring network consists of 64 groundwater monitoring wells, three sub-drain manhole sampling points and five surface water sampling locations within the BPSOU and upper SBC corridor. Figure 1 provides the groundwater monitoring well, sub-drain manhole, and surface water sampling locations that are part of the Parrot Tailings PMP.

The PMP data were collected according to the *Parrot Tailings Waste Removal Performance Monitoring Work Plan* (NRDP 2017) starting in December 2017. Soil lithology, water levels, and environmental data have subsequently been acquired, validated, and submitted to NRDP in a Construction Completion Report (CCR) (WET 2018) and five data summary reports (DSRs). The following list summarizes project-specific plans and deliverables completed as part of the Parrot Performance Monitoring Plan (PMP).

- *Parrot Tailings Waste Removal, Performance Monitoring Work Plan*, WET, 2017.
- *Butte Area One, Parrot Tailings Performance Monitoring Program, Construction Completion Report, Groundwater Monitoring Well Installation*, WET, 2018.
- *Butte Area One, Parrot Tailings Performance Monitoring Program, Data Summary Report, 4th Quarter 2017, and 1st Quarter 2018*, WET 2018.

- *Butte Area One, Parrot Tailings Performance Monitoring Program, Data Summary Report, 2nd – 4th Quarters 2018, 1st Quarter 2019,* WET 2019.
- *Butte Area One, Parrot Tailings Performance Monitoring Program, Data Summary Report 2019-2020,* WET 2020.
- *Butte Area One Parrot Performance Monitoring Program, Draft-Final Conceptual Site Model Report,* WET 2020.
- *Butte Area One, Parrot Tailings Performance Monitoring Program, Data Summary Report 2021,* WET 2022.
- *Butte Area One, Parrot Tailings Performance Monitoring Program, Data Summary Report 2022,* WET 2023.

2.0 BACKGROUND

The Parrot Tailings Waste Removal Area (**Figure 1**) is the location of the former Parrot Smelter, which processed ore from 1881 to 1899. At its peak, the smelter processed 350 tons/day of ore (Quivik 1998) and operated a concentrating plant that treated second class ore. From 1899 to 1904, the Anaconda Mining Company operated an acid precipitation plant at the site. Copper was processed at the Parrot site again during World War II. Wastes from these activities were slurried into nearby Silver Bow Creek or deposited on the ground. These near-stream wastes resulted in the release of contaminated media into Silver Bow Creek and the alluvial aquifer, prior to removal. Because a significant portion of these tailings are saturated by groundwater and susceptible to infiltration of precipitation, the wastes continued to be a primary source of groundwater contamination. The highly concentrated contaminants present in the waste materials, coupled with past practices of acid precipitation and effluent discharges from the underground mines, created a widespread area of mobile contaminants that impacted groundwater originating at and downgradient of the Parrot Tailings Site.

Parrot Tailings Waste Removal Project

In 2015, the Governor of Montana, as trustee for the State's natural resources, determined it was appropriate to implement the Parrot Tailings Waste Removal Project, which includes substantial mine waste removal and mine waste capping where appropriate. This decision was preceded by years of investigation of this site and other BAO groundwater by the State NRDP Program and others. To support the development of the project, NRDP completed a data gap investigation and detailed design for the project. The data gap investigation was completed in 2015, and removal design activities were completed from 2016- 2020 over two phases of construction.

Final design and contractor selection were finalized in early 2018, and the first phase of waste removal was finished in December 2018. The second phase of waste removal and the construction of an evapotranspiration cover system is currently in progress and scheduled for completion in Fall 2023. Completion of the Parrot Tailings Waste Removal Project will eliminate the largest localized source of mine waste-derived contaminants to alluvial groundwater within BAO, and improve the riparian condition of both Silver Bow and Blacktail

Creeks. The Parrot Tailings Waste Removal Project was divided into the following project phases:

Phase I	Haul Road Construction and Site Security
Phase IIA	Waste Removal North of Civic Center Road
Phase IIB	Demolition of the City and County of Butte Silver Bow (BSB) County Shops
Phase IIC	Waste Removal South of Civic Center Road and ET Cover Construction
Phase III	Final Site Reclamation and End Land Use

Phase I and IIA were completed in Bid Package #1 in 2018 and consisted of:

- Installation of site security fencing, erosion control, and siting of jobsite staging areas;
- Construction of a haul road from the Parrot Tailings Waste Removal Site to a Montana Resources, Inc. (MR) tailings stockpile area.
- Installation of a construction dewatering system;
- Excavation and stockpiling approximately 113,000 cubic yards (CY) of clean overburden to be used as backfill;
- Excavation and placing approximately 100,000 CY of slag as backfill along the Patriot Railroad line to be covered by an evapotranspiration (ET) cover;
- Excavation and removal of approximately 170,000 CY of waste material;
- Placement and compaction of backfill material;
- Monitoring well abandonment;
- Removal and disposal of existing site structures, utilities, and features;
- Warren Avenue stormwater relocation;
- Site regrading; and
- Construction of a gravel parking lot.

Phase IIB was completed in 2020-2021 as part of a separate contract between NRDP and Butte-Silver Bow. The BSB County Shop Complex was relocated to a site on Beef Trail Road to provide access to the remaining Parrot Tailings waste material, which was located beneath the existing shop complex.

The remainder of Phase IIB, Phase IIC, and Phase III are being completed in Bid Package #2 and include the existing BSB shop demolition, additional Parrot Tailings waste removal between Civic Center Road and Silver Bow Creek, and final site reclamation for the agreed upon end land use. This bid package began in April 2021 and is currently in progress. The work is scheduled to be completed by September of 2023 and consists of the following tasks (quantities are approximate until project completion):

- Site security, fencing, and traffic control;
- Haul road improvements and maintenance;
- Demolition, removal, and disposal of existing structures, utilities, and features;
- Removal of underground tanks and petroleum contaminated soil, if present;

- Excavation and replacement of approximately 260,000 CY of clean overburden;
- Excavation and removal of approximately 380,000 CY of impacted material to be stockpiled and placed on Montana Resources' site;
- Importation of approximately 180,000 CY of clean imported backfill material;
- Operation of site groundwater dewatering system;
- Storm sewer installation and relocation;
- Water and sewer installation;
- Site backfill, compaction, and grading;
- Parking Lot construction;
- Street construction;
- Installation of geo-composite capillary break;
- Evapotranspiration cover soil borrow source development and reclamation;
- Importation and placement of approximately 92,000 CY of cover soil for evapotranspiration cover construction;
- Importation of approximately 28,000 CY of topsoil and complete reclamation seeding; and
- Other miscellaneous items.

As of the date of this report, major waste removal activities are complete and remaining work generally consists of infrastructure reconstruction, replacement, and site reclamation.

Parrot Performance Monitoring Program

The Parrot Performance Monitoring Program (PMP) was developed and implemented by NRDP in 2017 to establish baseline groundwater conditions adjacent to and downgradient of the Parrot Tailings Project and monitor post-project groundwater conditions over time. The *DRAFT-FINAL Butte Area One Parrot Performance Monitoring Program Conceptual Site Model (CSM) Report* (CSM Report) was developed on behalf of the Montana Natural Resource Damage Program (NRDP). It presented data from 2017 through 2019, along with supporting historical data and information that quantify groundwater conditions in a portion of the Butte Priority Soils Operable Unit (BPSOU) in Butte, Montana. The CSM Report informed decision makers and planners on groundwater conditions in the Upper Silver Bow Creek corridor prior to and following the implementation of the Parrot Tailings Waste Removal Project and other projects that may impact groundwater flow or chemistry in the area. This CSM Addendum includes additional Parrot PMP data through 2022 and presents statistically significant water quality trends in groundwater over the past three years.

3.0 INTERIM/CONSTRUCTION DEWATERING SYSTEM SUMMARY

An interim dewatering (IDW) system was installed and operated in 2019-2020 as an interim measure between the first and second bid packages. The extent of highly contaminated groundwater was larger than previously thought, and interim site conditions allowed for installation of a shallow collection system at minimum cost to lower the groundwater surface and

allow the removal of additional source area wastes. A series of shallow trenches were installed and connected to the existing construction dewatering sump, and seasonal dewatering was implemented. The interim dewatering system was operated from October 2019 until November 2020. The system was then turned over to the contractor for construction dewatering needs during the Phase IIC excavation activities. The purpose of the construction dewatering system was to lower groundwater below the waste removal excavation limits. The system was operated continuously from March 2021 until November 2022 when it was decommissioned by the Contractor.

Data from the construction dewatering system was collected throughout the course of the project. This section provides a summary of the following:

1. IDW System Performance
2. IDW System Effluent COC Concentration and Mass Removal

3.1 System Performance Summary

The interim dewatering system was installed at the Parrot Tailings Waste Removal Project Phase IIA construction footprint, north of Civic Center Road. The system was comprised of perforated pipe to act as a collector drain system to gravity feed groundwater to a common dewatering sump. A submersible pump transferred groundwater from the sump to the Montana Resources Emergency Pond via a double-walled HDPE discharge line. Discharge rates were recorded, with an in-line totalizer, during interim and construction dewatering activities. The dewatering system construction, operation and maintenance details were provided in the annual Parrot Tailings Site Interim Dewatering System Operations Reports (WET 2019, WET 2020, WET 2021, WET 2022). **Table 1** provides a summary of the system's performance and **Graph 1** provides a graphical summary of the system's monthly performance.

Table 1: Interim Dewatering System Performance Summary.

Year	Start-Up Date	Shut-Down Date	Total Operational Days	Avg. Flow (GPM)	Total Volume (MG)
2019	8/13/2019	10/29/2019	59	59	5.39
2020	3/27/2020	11/5/2020	223	46	7.33
2021	3/12/2021	12/30/2021	293	28	11.15
2022	1/3/2022	11/10/2022	311	27	8.53

Notes: (GPM) = Gallons per Minute, (MG) = Million Gallons

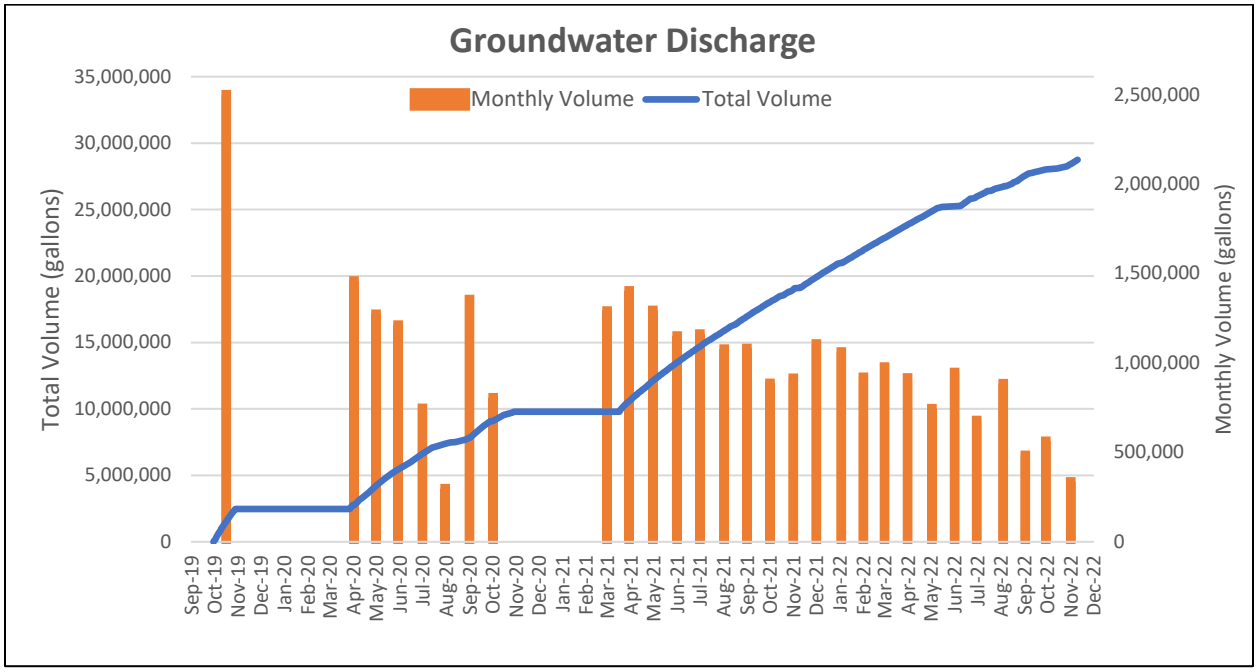

Graph 1. Interim Dewatering System Groundwater Discharge Volume

3.2 System Effluent Concentrations and Mass Removal

Groundwater encountered in Phase IIA and Phase IIC excavations was observed to be highly contaminated. Although the Parrot Tailings Waste Removal Project has removed a large quantity of source contaminants through the excavation of impacted media, a significant amount of source contaminant remains dissolved in the groundwater. The success of the interim dewatering system in lowering groundwater elevations within the alluvial aquifer has raised the possibility of installing a permanent dewatering system as part of a groundwater pump and treat strategy.

A total of 30 water samples were collected from the IDW system's outflow during its operational periods to determine COC and minor metal concentrations in the groundwater being extracted from the source removal area. Mass removal of the COCs and minor metals were quantified by multiplying the volume of groundwater removed over a given time period by the analyte concentrations of the sample representing that period and converting the number to pounds. The dewatering system construction, operation and maintenance details were provided in annual Parrot Tailings Site Interim Dewatering System Operations Reports (WET 2019, WET 2020, WET 2021, WET 2022) . The total mass of the COCs and minor metals are summarized in **Table 2**.

Table 2: Interim Dewatering System COC Mass Removal Summary

Year	PRIMARY COC'S						MINOR METALS							
	As (lbs.)	Cd (lbs.)	Cu (lbs.)	Pb (lbs.)	SO4 (lbs.)	Zn (lbs.)	Al (lbs.)	Ba (lbs.)	La (lbs.)	Nd (lbs.)	Pr (lbs.)	Rb (lbs.)	Sr (lbs.)	U (lbs.)
2020	0.53	68.6	11,829	0.90	179,212	11,620	2,903	0.81	20.5	20.3	5.37	1.17	142	13.2
2021	0.82	92.1	14,166	1.28	254,767	15,083	3,292	1.15	23.9	22.8	6.13	1.53	180	16.1
2022	0.75	60.8	9,102	1.19	188,163	10,291	2,529	0.75	17.9	16.6	4.35	1.24	137	11.9
Total	**2.10**	**221.4**	**35,098**	**3.36**	**622,142**	**36,994**	**8,723**	**2.71**	**62.3**	**59.7**	**15.85**	**3.93**	**459**	**41.2**

Of the primary COC's removed, the largest by pounds was zinc followed closely by copper at 36,994 lbs. and 35,098 lbs., respectively. The mass removal for copper, zinc and aluminum are shown graphically over time in **Graph 2**.

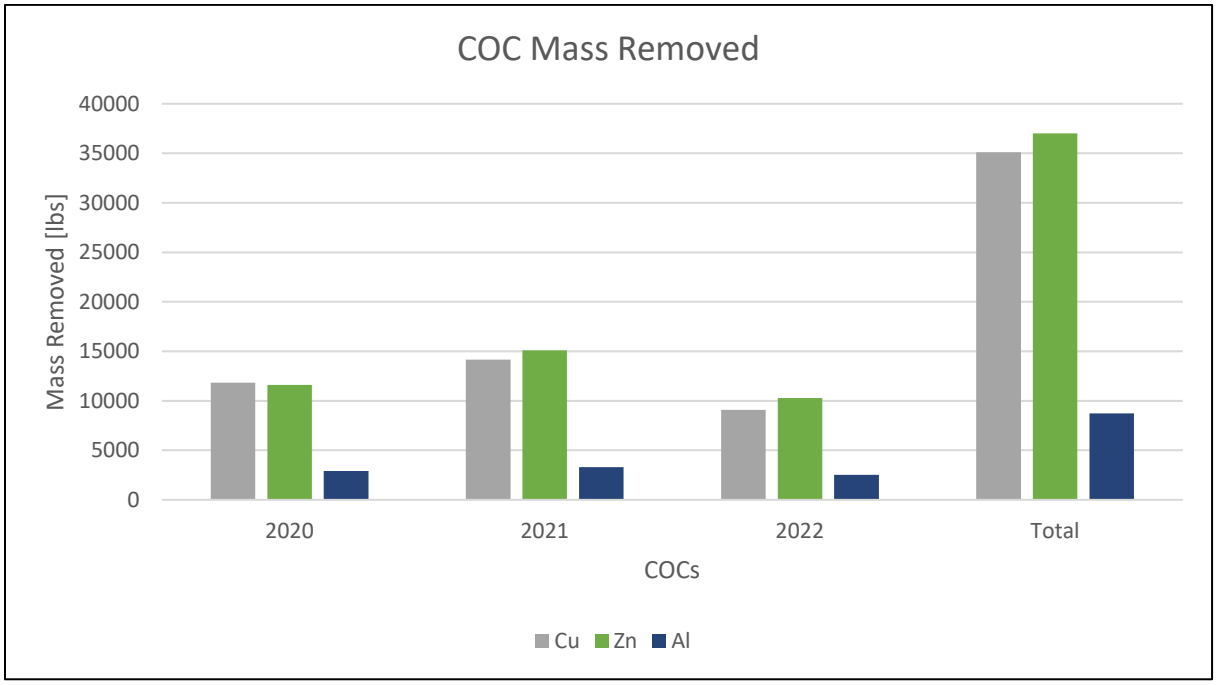

Graph 2. Interim Dewatering Metals Mass Removed

4.0 SITE CHARACTERIZATION UPDATE

The Parrot Tailings Waste Removal Project was implemented to remove contaminated source media from the alluvial aquifer in the Silver Bow Creek Corridor, above its confluence with Blacktail Creek. Source removal is an important first step in reducing contaminant loading to the alluvial aquifer, which aids in reducing contaminant loading to downgradient groundwater and surface water receptors.

The alluvial aquifer near the Parrot Tailings is subdivided as described in previous work by Metesh and Madison in 2004. Three alluvial units are present in the upper basin and referred to as the shallow alluvial, middle alluvial and deep alluvial units. Similar nomenclature which builds on this classification is used in this analysis. The uppermost (shallow) alluvial unit is referred to as the UAU (upper alluvial unit), the middle unit is referred to as the MAU (middle alluvial unit), and the deep unit is referred to as the LAU (lower alluvial unit). This identification system is useful in the upper part of the corridor, but becomes less definitive further down the corridor, as thicker alluvial packages were deposited in the basin in response to lower energy, valley bottom-type deposition. The alluvial aquifer is composed of gravels, sands, silts, and clays, and various mixes of these grain sizes derived from the surrounding igneous rocks.

Groundwater monitoring data provided in this addendum was collected as part of the Parrot Performance Monitoring Program (PMP). The PMP was implemented to establish baseline conditions within the Silver Bow Creek Corridor, and to provide performance monitoring following waste removal. The PMP incorporates 64 groundwater monitoring wells, three sub-drain manhole sampling points and five surface water sampling locations to characterize alluvial lithology, groundwater quality and water level fluctuations throughout the corridor (**Figure 1**). The monitoring network employs five transects that are generally aligned perpendicular to both groundwater flow and the known or anticipated extent of groundwater impacts (**Figure 1**). The transect approach was implemented to provide data from monitoring locations:

- Upgradient of the Parrot Tailings,
- Immediately downgradient of the Parrot Tailings, and
- Further downgradient of the Parrot Tailings near the confluence of Silver Bow and Blacktail Creek.

Specifications of the Performance Monitoring Program, including the Quality Assurance Project Plan (QAPP), are provided in the *Parrot Tailings Waste Removal, Performance Monitoring Work Plan*, WET, 2017. Quarterly monitoring event summaries are provided in the "*Butte Area One, Parrot Tailings Performance Monitoring Program, Data Summary Report(s)"*, issued between 2018 and 2023.

Tables containing the groundwater monitoring data collected during the PMP monitoring events performed between 2017 to 2022 are provided in **Attachment 1 through Attachment 3** and include specifically:

- **Attachment 1** – PMP Water Quality Parameter Concentration Data
- **Attachment 2** – PMP Metals Parameter Concentration Data
- **Attachment 3** – PMP Minor Metals and Rare Earth Concentration Data

Field data has been previously submitted in the data summary reports listed in Section 6.0 - References. A series of exhibits (Exhibits 1 – 4) are provided that graphically show groundwater

quality trend analyses. Exhibits are organized by aquifer unit (UAU, MAU, LAU) and are focused on copper, zinc, sulfate, and conductivity, as these constituents are the most representative of plume water quality changes in the aquifer. Additional details on the trend analysis approach for PMP transects are included in Section 4.3.

4.1 Groundwater Elevation Data

Depth to water measurements are manually collected from the 84 sampling points monthly. As part of the Interim/Construction Dewatering System, depths to water in monitoring wells in the UAU near the Parrot were combined with survey data to determine groundwater elevations and contoured to assist the contractor in their dewatering efforts. Groundwater elevation contour maps are provided for two time periods within the construction season (July and October) for 2020, 2021 and 2022 in **Attachment 4** to this addendum. They illustrate changes in groundwater elevation and flow due to interim/construction dewatering activities. These maps represent conditions when the dewatering system was in operation.

The groundwater elevation maps for 2020, near the beginning of the dewatering activities (**Attachments 5-1 and 5-2**), indicate the initial effect of the dewatering system on groundwater elevations, superimposed over the pre-dewatering system conditions dominantly controlled by the subdrain. The 2021 and 2022 groundwater elevation maps show that the effects of the dewatering system are less local to the system (as in 2020) and have a more regional effect on the Parrot Tailings removal site, although the effect of the subdrain is still evident.

Groundwater elevation trend analyses were completed for groundwater monitoring wells on the five transects. The groundwater trends indicate that construction dewatering activities reduced groundwater elevations along Transect A-A' by 4 to 8 feet and along transect B-B' by approximately 5 feet. The effect of the dewatering system dissipates in transects further down gradient with 1 to 2 feet of reduction in 5 of 6 wells along the C-C' transect and little or no effect in transects D-D' and E-E'.

4.2 Groundwater Quality

4.2.1 PMP Water Quality Parameters

A review of the water quality parameter concentrations (**Attachment 1**) indicates that the Parrot plume is largely deficient in alkalinity. Monitoring wells AMW-01B, AMW-08, AMW-09, GS-40R, GS-42S, GS-42D, PMP-02A, PMP-02B, PMP-03A and PT-14-1 are located at or near the Parrot site and have been below the detection limit for both alkalinity and bicarbonate over the entire monitoring period. Subdrain manhole MH-MSD116 (subdrain manhole sampling point near the Parrot) is also below the detection limit for both alkalinity and bicarbonate. Moving downgradient from the Parrot, groundwater gradually increases in alkalinity. AMW-08, AMW-09, GS-40R, PMP-02A, PMP-02B, PT14-1, MH-MSD-116 at the Parrot, are below detection for

alkalinity for the monitoring period. BPS07-11B, PMP-04B (located further downgradient) have concentrations of approximately 5 mg/L, while subdrain manhole MH-MSD113 is at approximately 10 mg/L. Alkalinity near the confluence ranges from 50 mg/L to 450 mg/L with most values in the 250 mg/L range.

High sulfate and total dissolved solids (TDS) concentrations and low pH are characteristic of the Parrot groundwater. The highest sulfate and TDS concentrations were recorded in AMW-08 at 5990 /g/l and 10,500 mg/L, respectively. The pH in AMW-08 has varied between 3.3 s.u. and 4.6 s.u., while the pH in the dewatering system outfall has varied from 3.3 s.u. to 4.4 s.u. Other monitoring wells at the Parrot and MH-MSD116 have pH values in the 4 s.u. to 5 s.u. range. Downgradient near the confluence of Silver Bow and Blacktail Creeks, pH ranges from 6 s.u. to 7 s.u.

The highest nitrate concentrations are also measured at the Parrot site in monitoring wells AMW-01B (17 mg/L), PMP-01A (12.2 mg/L), PMP-01B (10.1 mg/L) and in the outfall from the interim dewatering system (14.2 mg/L). High Total Organic Carbon (TOC) concentrations are not exhibited by Parrot wells, but have been measured in AMW-13A (12.1 mg/L) and BPS07-23 (11.4 mg/L) which are located near the confluence of Silver Bow and Blacktail Creeks

Anomalously low (below detection) alkalinity and bicarbonate is also present in BPS11-18B and MSD-02B which are located near the Columbus Plaza. These wells also have pH in the 4 s.u. range. AMW-13A, located near the confluence area of Blacktail and Silver Bow Creeks has the highest boron at 1.47 mg/L.

Calcium, sodium, potassium, magnesium, chloride and fluoride concentrations are higher in monitoring points at the Parrot site. The highest calcium concentration was recorded in PT14-1 at 573 mg/L, the highest potassium concentration was in AMW-01C at 33 mg/L, the highest magnesium concentration was in AMW-08 at 321 mg/L, the highest chloride concentration was in GS-42S at 386 mg/L and the highest fluoride concentration was in PMP-02B at 13.2 mg/L. All of these wells are completed at or near the Parrot. The highest sodium concentration was in GS-29D at 208 mg/L. This monitoring well is located down basin at the confluence of Blacktail and Silver Bow Creeks. While not higher than GS-29D, the sodium concentration in the wells completed at the Parrot are greater than 100 mg/L, much greater than the values in the other monitoring points near the confluence which vary with a few exceptions from 10 mg/L to 30 mg/L.

4.2.2 PMP Metal Concentrations

Similar to the water quality parameter concentrations, maximum concentrations for a characteristic set of metals are present in the Parrot groundwater (**Attachment 2**). These metals include copper at 252 mg/L in GS-42S, iron at 1000 mg/L in AMW-08, manganese at 261 mg/L in PMP-02B, nickel at 0.634 mg/L in AMW-01B and PMP-02B, and zinc at 772 mg/L in AMW-08. GS-42S was abandoned in 2021 prior to the second phase of construction.

BPS11-18B (in the MAU near Columbus Plaza) has the highest cobalt concentration at 1.88 mg/L, but is followed closely MSD-02B (also in the MAU near Columbus Plaza) at 1.69 mg/L. These two monitoring wells have elevated lead, iron and manganese as well as low pH and no alkalinity. This combination of elevated constituents may indicate another waste source exists nearby.

Arsenic, while identified as a contaminant for both solid media and groundwater, occurs in the PMP monitoring points mostly at levels below the drinking water standard of 0.010 mg/L. The highest arsenic concentrations in groundwater are present in GS-29D at 0.059 mg/L, PMP-03A at 0.088 mg/L and PMP-08A at 1.02 mg/L.

Molybdenum concentrations are mostly below detection in the Parrot plume groundwater with the exception of some detections in monitoring points AMW-20 (upgradient of the Parrot), PMP-IDW-3 and the IDW-OUTFALL. The highest concentrations are in the surface water samples, with PMP-12 the highest at 0.821 mg/L. Below the Columbus Plaza, most PMP sample points contain molybdenum concentrations. The exceptions at Columbus Plaza are BPS11-18B and MSD-02B (near the possible secondary source). In addition, MH-MSD116 (most upgradient subdrain manhole below the Parrot) has only two detections at the detection limit, while MH-MSD113 and MH-MSD108 further downgradient have detectable molybdenum over the monitoring period.

4.2.3 PMP Rare Earth and Minor Metal Concentrations

Rare earths are defined as the 15 elements on the periodic chart between atomic number 57 (lanthanum) and atomic number 71 (lutetium). As part of the PMP, three rare earths (lanthanum (La), praseodymium (Pr), and neodymium (Nd) were monitored along with the minor metals (**Attachment 3**). These three rare earths are present in groundwater at the Parrot, but become undetectable in monitoring points further downgradient.

Of the constituents in **Attachment 3**, several were below the detection limit in all sampling locations. These include niobium (Nb), tin (Sn), tungsten (W), and zirconium (Zr). Cesium was present only at monitoring well GS-29D, and palladium (Pd) was only present in the interim dewatering system well IDW-2 and at the IDW outfall monitoring point. Barium (Ba), strontium (Sr) and uranium (U) were present at all PMP monitoring points and can be considered as constituents in background water quality at this site, although both strontium and uranium concentrations are increased in groundwater at the Parrot site.

Attachment 3 constituents present in the Parrot groundwater include aluminum (Al), gallium (Ga), lanthanum (La), neodymium (Nd), praseodymium (Pr), rubidium (Rb), silver (Ag), strontium (Sr), and thallium (Tl). Several monitoring wells near the Parrot removal area also contain bromine (AMW-01A, GS-42S, GS-42D, PMP-01A, PMP-03A, PMP-06A, MH-

MSD113, MH-MSD116 and PT14-1) and vanadium (AMW-08, GS-42S, PT14-1, PMP-02A, PMP-06A, IDW-Outfall and IDW-3).

Attachment 3 constituent concentrations in the Parrot plume decrease with distance from the source area and in the monitoring points in the subdrain with distance downgradient of the Parrot, with the highest concentrations at and near the Parrot and the lowest at the confluence of Blacktail and Silver Bow Creeks. For example, groundwater wells at the confluence of Silver Bow and Blacktail Creeks without detections of rare earth constituents include BPS07-07B, BPS11-11A1, BPS11-10C, BPS11-11A2, BPS11-11B, BPS11-11C, BPS11-14A, BPS11-14B, BPS11-19A2, BPS11-19B, GS-28B and AMW-13C.

The highest concentrations of the individual **Attachment 3** constituents are at the following monitoring points; aluminum, neodymium, praseodymium, and vanadium at GS-42S; lanthanum, gallium, and silver in GS-42D, thallium in GS-40R, bromine in AMW-01A, rubidium and strontium in AMW-01C, palladium and uranium in PMP-IDW-2. All concentration highs are in monitoring points at or near the Parrot source.

The highest concentration of barium is in GS-28, antimony in PMP-06A, and cesium in GS-29D. These monitoring points are located further down the basin.

PMP surface water sample points have detections of arsenic, aluminum, barium, iron, lead, manganese, molybdenum, strontium, uranium and zinc. Antimony is detectable in PMP-12, and MSDSG-02 with one detection each in SS-04 and MSGSG-03. In addition to the above detectable surface water constituents, boron, selenium and rubidium are detectable in PMP-12 only. Titanium was detected in PMP-12 and MSDSG-02, with only one or two detections over the monitoring period in SS-04, MSDSG-03 and MSDSG-05.

4.3 Parrot Monitoring Program Constituent of Concern Trend Analysis

Trend analyses (**Exhibit 1 through Exhibit 4**) were developed to illustrate PMP water quality parameter concentration trends in the alluvial aquifer. Groundwater monitoring points were selected based on the following criteria:

1. Location is representative of the five transects in the upper Silver Bow Creek corridor;
2. Groundwater data both is available pre and post waste removal.

A total of 69 groundwater monitoring points were selected based on these criteria. These locations included 33 groundwater monitoring wells screened in the UAU, 26 groundwater monitoring wells screened in the MAU, 7 groundwater monitoring wells screened in the LAU, and 3 subdrain manhole sampling points along the subdrain. A summary of the sampling points organized by transect is provided in **Table 3** and their locations are provided on **Figure 1**.

Table 3: Transect Trend Analysis Monitoring Points

Transect A-A'	
Aquifer	**Well ID**
Upper	AMW-08
	AMW-09
	AMW-20
	PT14-1
Middle	GS-40R

Transect B-B'	
Aquifer	**Well ID**
Manhole	MH-MSD116
Upper	AMW-01A
	BPS07-11A
	PMP-01A
	PMP-02A
	PMP-03A
Middle	AMW-01B
	BPS07-11B
	PMP-01B
	PMP-02B
	PMP-04B
Lower	AMW-01C

Transect C-C'	
Aquifer	**Well ID**
Manhole	MH-MSD113
Upper	MF-07
	MF-11
	MSD-02A
	PMP-05A
	PMP-06A
	PMP-07A
Middle	BPS11-18B
	MSD-02B
	MSD-03
	MSD-04
	MF-07B
	PMP-05BR
	PMP-06B
	PMP-07B
Lower	BPS11-17C
	BPS11-18C

Transect D-D'	
Aquifer	**Well ID**
Manhole	MH-MSD108
Upper	AMC-23B
	BPS11-10A
	BPS11-11A1
	BPS11-11A2
	BPS11-14A
	PMP-08A
	PMP-08A2
	PMP-09A
	PMP-10A
Middle	AMC-24B
	BPS11-10B
	BPS11-11B
	BPS11-14B
	PMP-08B
	PMP-09B
	PMP-10B
Lower	AMC-24C
	BPS11-10C
	BPS11-11C

Transect E-E'	
Aquifer	**Well ID**
Upper	AMW-13A
	BPS07-07
	BPS07-23
	GS-28
	GS-29D
	PMP-11A
Middle	AMW-13B
	AMW-13B2
	BPS07-07B
	GS-28B
	PMP-11B
Lower	AMW-13C

Contaminants of concern for soil/solid media, surface water, and groundwater are those identified as presenting unacceptable risks to human health or the environment in the baseline human health risk assessment and ecological risk assessment. These contaminants are memorialized in Table 7-1 of the Record of Decision for BPSOU (EPA 2006) and are provided below in **Table 4**.

Table 4. Contaminants by Media - Butte Priority Soils Operable Unit

Chemical:	Solid Media	Groundwater	Surface Water
Aluminum			✓
Arsenic	✓	✓	✓
Cadmium		✓	✓
Copper		✓	✓
Iron			✓
Lead	✓	✓	✓
Mercury	✓	✓	✓

Chemical:	Solid Media	Groundwater	Surface Water
Silver			✓
Zinc		✓	✓

The COCs listed in the EPA Record of Decision for the alluvial aquifer groundwater include arsenic, cadmium, copper, lead, mercury, and zinc. However, arsenic, cadmium, lead and mercury have low concentrations in the Parrot plume pre - removal and preliminary trend analyses of these COCs indicated significant changes were difficult to observe at the low concentrations. Therefore, the trend analyses reported in this addendum (**Exhibit 1 through Exhibit 4**) are limited to copper, sulfate, zinc and conductivity. These were selected because they are:

1. Primary constituents observed in the Parrot groundwater plume, and
2. Changes in their constituent concentrations since removal activities are evident.

The Mann-Kendall test and Sen's Slope estimate were used to perform intra-well evaluation/assessment statistical analysis of these constituent trends in the PMP data. The Mann-Kendall test is nonparametric and does not require normal data distributions. The Mann-Kendall method assigns a positive or negative score based on the difference between data points within the well. The data are listed in order of collection date and assigned 1, 0 or -1, if the difference between two consecutive values is positive, zero or negative, respectively. The Mann-Kendall statistic is then computed by subtracting the number of negative differences from the number of positive differences. A large positive number indicates upward trending data, while a large negative number indicates downward trending data with a 98% confidence interval.

Sen's Slope estimator was used in conjunction with the Mann-Kendall test to estimate the true slope of the data trend. The advantage of this method over linear regression is that it is not as sensitive to errors or outliers in the data set. Sen's Slope is calculated by estimating individual slopes for sample data from each time period and then ranking the slopes from smallest to largest. The middle-ranked slope is chosen as the Sen's Slope.

The following sections provide a summary of the significant trends in the Parrot groundwater constituents detailed above. This summary provides information on:

- Trends observed for each transect;
- Trends for each selected parameter; and
- Trends based on aquifer units.

Review of the data suggests that the source removal of the Parrot Tailings waste has influenced the concentration of primary constituents within the multiple alluvial aquifers in Butte Area One.

4.3.1 Transect A-A' –Upgradient Edge of the Parrot Removal Area

Five groundwater monitoring points are represented in Transect A-A' including four screened in the UAU and 1 screened in the MAU. Statistically significant decreasing trends were observed in 100% of these groundwater monitoring points. Copper concentrations demonstrated a statistically significant decreasing trend in 40% (2 of 5) of the groundwater monitoring points, while sulfate concentrations had a statistically significant decreasing trend in 60% (3 of 5) of the groundwater monitoring points. A statistically significant decreasing concentration trend in zinc was displayed in 60% (3 of 5) of the groundwater monitoring points, while conductivity had a statistically significant decreasing trend in 100% (5 of 5) of the groundwater monitoring points. Statistically significant decreases in pH were demonstrated in 20% (1 of 5) of the groundwater monitoring points. When a trend was present in Transect A-A", the trends observed were decreasing in 100% of the monitoring points evaluated. **Table 5** provides a summary of the observed significant trends in Transect A-A'. **Exhibit 1 through Exhibit 4** provide graphical representation of the copper, sulfate, zinc and conductivity trends.

Table 5. Transect A-A' Groundwater Trend Summary

ID	Aquifer	Significant					Concentration Trend Increase/Decrease				
		Copper	Sulfate	Zinc	Cond.	pH	Copper	Sulfate	Zinc	Cond.	pH
AMW-08	UAU	No	No	Yes	Yes	No	--	--	Decrease	Decrease	--
AMW-09	UAU	Yes	Yes	Yes	Yes	No	Decrease	Decrease	Decrease	Decrease	--
AMW-20	UAU	Yes	Yes	No	Yes	Yes	Decrease	Decrease	--	Decrease	Decrease
PT14-1	UAU	No	No	No	Yes	No	--	--	--	Decrease	--
GS-40R	MAU	No	Yes	Yes	Yes	No	--	Decrease	Decrease	Decrease	--

Notes: (UAU) = Upper Alluvial Aquifer, (MAU) = Middle Alluvial Aquifer, (--) = No Significant Trend

4.3.2 Transect B-B'- Downgradient Edge of Parrot Removal Area

Twelve groundwater monitoring points are represented in Transect B-B', including five screened in the UAU, five screened in the MAU, one screened in the LAU, and one sample point from manhole MH-MSD116 in the subdrain. Statistically significant trends were observed in 58% (7 of 12) groundwater monitoring points; including three screened in the UAU and four screened in the MAU. No significant trends were observed in the lower aquifer or in the subdrain.

Copper concentrations displayed statistically significant differences in 33% (4 of 12) of the groundwater monitoring points. Of these, two demonstrated a decreasing trend in copper concentrations, while two had an increasing trend. The two wells with decreasing trends are located on either end of the transect which bisects the Parrot plume, while the two with increasing trends are located interior to the plume.

Sulfate concentrations showed statistically significant differences in 33% (4 of 12) of the groundwater monitoring points, all of which exhibited a decreasing concentration trend. Statistically significant differences in zinc concentrations were noted in 17% (2 of 12) of the

groundwater monitoring points, all of which showed a decreasing concentration trend, while conductivity showed statistically significant decreasing trend in 25% (3 of 12) of the groundwater monitoring points. Statistically significant differences for pH were displayed in 33% (4 of 12) of the groundwater monitoring points. Of these, pH increased in one monitoring point and decreased in three monitoring points. The monitoring point with the increasing pH is located at the end of transect B-B' on the edge of the plume, where we would expect to see water quality changes first. The deeper aquifer and manhole MH-MSD116 along this transect had no significant data trends for these analytes. **Table 6** provides a summary of the observed significant trends in Transect B-B'. **Exhibit 1 through Exhibit 4** provide graphical representations of the copper, sulfate, zinc and conductivity trends.

Table 6. Transect B-B' Groundwater Trend Summary

ID	Aquifer	Significant					Concentration Trend Increase/Decrease				
		Copper	Sulfate	Zinc	Cond.	pH	Copper	Sulfate	Zinc	Cond.	pH
AMW-01A	UAU	No	No	No	No	No	--	--	--	--	--
BPS07-11A	UAU	No	No	No	Yes	Yes	--	--	--	Decrease	Decrease
PMP-01A	UAU	No	Yes	No	No	No	--	Decrease	--	--	--
PMP-02A	UAU	No	No	No	No	No	--	--	--	--	--
PMP-03A	UAU	No	No	No	No	Yes	--	--	--	--	Decrease
MH-MSD116	MH	No	No	No	No	No	--	--	--	--	--
AMW-01B	MAU	No	No	No	No	No	--	--	--	--	--
BPS07-11B	MAU	Yes	Yes	Yes	Yes	Yes	Decrease	Decrease	Decrease	Decrease	Increase
PMP-01B	MAU	Yes	Yes	Yes	Yes	No	Decrease	Decrease	Decrease	Decrease	--
PMP-02B	MAU	Yes	No	No	No	No	Increase	--	--	--	--
PMP-04B	MAU	Yes	Yes	No	No	Yes	Increase	Decrease	--	--	Decrease
AMW-01C	LAU	No	No	No	No	No	--	--	--	--	--

Notes: (UAU) = Upper Alluvial Aquifer, (MAU) = Middle Alluvial Aquifer, (LAU) = Lower Alluvial Aquifer, (MH) = Subdrain Manhole, (--) = No Significant Trend

4.3.3 Transect C-C' – Near Columbus Plaza, Downgradient of the Parrot Removal

Transect C-C' has 17 groundwater monitoring points represented including six screened in the UAU, eight screened in the MAU, two screened in the LAU, and one sample point from manhole MH-MSD113 in the subdrain. Statistically significant trends were observed in 88% (15 of 17) of the groundwater monitoring points including five screened in the upper aquifer, seven screened in the middle aquifer, two screened in the lower aquifer, and the subdrain manhole.

Copper concentrations demonstrated statistically significant trends in 65% (11 of 17) of the groundwater monitoring points. Of these, five demonstrated an increasing copper concentration trend, while six demonstrated a decrease. When analyzing the data by aquifer, three sample points (MH-MSD113, MF-07, MSD-02A) had a decreasing copper trend in the UAU and two (MF-11, PMP-06A) had an increasing trend. The only monitoring point with a significant trend

above 1 mg/L was MH-MSD113, which decreased from approximately 24 mg/L in July of 2018 to 12 mg/L in November 2022. In the MAU, five monitoring points had significant concentration trends for copper, of these two monitoring points (BPS11-18B and MF-07B) had decreasing trends, while three (MSD-02B, MSD-03, and PMP-06B) had increasing trends.

Sulfate concentrations demonstrated statistically significant differences in 47% (8 of 17) of the groundwater monitoring points. Significant decreasing trends for sulfate were evident in all three aquifers along this transect, including the LAU aquifer.

Zinc concentrations demonstrated statistically significant differences in 53% (9 of 17) of the groundwater monitoring points. Of these, one (PMP-07B) showed an increasing concentration trend, with its concentration increasing from 0.91 in July 2018 to 2.11 in October 2022. The other eight sample points showed a significant decreasing concentration trend at three locations in the UAU, two locations in the MAU, two locations in the LAU and in the subdrain sample. The largest decrease in concentration was in the MAU at BPS11-18B, where the zinc concentration decreased from 206 mg/L in April 2018 to 120 mg/L in October 2022. In the LAU, BPS11-18C decreased from 40.7 mg/L in April 2018 to 30.4 mg/L in October 2022.

Conductivity demonstrated statistically significant differences in 47% (8 of 17) of the groundwater monitoring points. Significant trends for conductivity were displayed in all three aquifers along this transect and all had a decreasing trend, including the LAU aquifer.

Statistically significant differences in pH were observed in 24% (4 of 17) of the groundwater monitoring points. Of these, two showed an increasing pH trend, while two had a decreasing pH trend. The increasing trends were at two monitoring points (MSD-02A, PMP-05A) in the UAU, while the decreasing trends were at two monitoring points in the MAU (PMP-05BR, PMP-07B). **Table 7** provides a summary of the observed significant trends in Transect C -C'. **Exhibit 1 through Exhibit 4** provide graphical trend representations for copper, sulfate, zinc and conductivity.

Table 7. Transect C-C' Groundwater Trend Summary

ID	Aquifer	Significant					Concentration Trend Increase/Decrease				
		Copper	Sulfate	Zinc	Cond.	pH	Copper	Sulfate	Zinc	Cond.	pH
MF-07	UAU	Yes	Yes	No	No	No	Decrease	Decrease	--	--	--
MF-11	UAU	Yes	No	Yes	No	No	Increase	--	Decrease	--	--
MSD-02A	UAU	Yes	Yes	Yes	Yes	Yes	Decrease	Decrease	Decrease	Decrease	Increase
PMP-05A	UAU	No	Yes	Yes	Yes	Yes	--	Decrease	Decrease	Decrease	Increase
PMP-06A	UAU	Yes	No	No	No	No	Increase	--	--	--	--
PMP-07A	UAU	No	No	No	No	No	--	--	--	--	--
MH-MSD113	MH	Yes	Yes	Yes	Yes	No	Decrease	Decrease	Decrease	Decrease	--
BPS11-18B	MAU	Yes	Yes	Yes	Yes	No	Decrease	Decrease	Decrease	Decrease	--
MF-07B	MAU	Yes	Yes	Yes	Yes	No	Decrease	Decrease	Decrease	Decrease	--
MSD-02B	MAU	Yes	No	No	No	No	Increase	--	--	--	--
MSD-03	MAU	Yes	No	No	No	No	Increase	--	--	--	--
MSD-04	MAU	No	No	No	No	No	--	--	--	--	--
PMP-05BR	MAU	No	No	No	No	Yes	--	--	--	--	Decrease
PMP-06B	MAU	Yes	No	No	No	No	Increase	--	--	--	--
PMP-07B	MAU	No	No	Yes	Yes	Yes	--	--	Increase	Decrease	Decrease
BPS11-17C	LAU	No	Yes	Yes	Yes	No	--	Decrease	Decrease	Decrease	--
BPS11-18C	LAU	Yes	Yes	Yes	Yes	No	Decrease	Decrease	Decrease	Decrease	--

Notes: (UAU) = Upper Alluvial Aquifer, (MAU) = Middle Alluvial Aquifer, (LAU) = Lower Alluvial Aquifer, (MH) = Subdrain Manhole, (--) = No Significant Trend

4.3.4 Transect D-D' – Near Kaw Avenue

Transect D-D' has 20 groundwater monitoring points represented; including nine screened in the UAU, seven screened in the MAU, three screened in the LAU, and one sample point in a manhole of the subdrain. Statistically significant trends were observed in 45% (9 of 20) groundwater monitoring points including five groundwater monitoring points screened in the UAU, two groundwater monitoring points screened in the MAU, one screened in the LAU, and one in the subdrain.

Copper concentrations displayed a statistically significant decreasing trend in 5% (1 of 20) of the groundwater monitoring points and this monitoring point was subdrain manhole MH-MSD108.

Statistically significant differences in sulfate concentrations were evident in 20% (4 of 20) of the groundwater monitoring points. Of these, one monitoring point (BPS11-11A2) showed an increasing concentration trend, while three points (PMP-8A, PMP-10B and MH-MSD108) had a decreasing concentration trend.

Zinc concentrations showed statistically significant differences in 25% (5 of 20) of the groundwater monitoring points. Of these, two (AMC-23B, PMP-10B) exhibited an increasing

concentration trend, while three (PMP-08A, PMP-10A, MH-MSD108) had a decreasing concentration trend.

Conductivity demonstrated statistically significant decreasing trends in 30% (6 of 20) of the groundwater monitoring points. Two (BPS11-11A2, PMP-08A) were completed in the UAU, two (PMP-09A, PMP-10A) in the MAU, one (BPS11-10C) in the LAU and one in the subdrain manhole (MH-MSD108).

Statistically significant differences in the pH trend were identified in 10% (2 of 20) of the groundwater monitoring points. Of these, one point (MH-MSD108) showed an increasing pH trend, while one (PMP-09B) had a decreasing pH trend. **Table 8** provides a summary of the observed significant trends in Transect D-D'. **Exhibit 1 through Exhibit 4** provide graphical representations of trend for copper, sulfate, zinc and conductivity.

Table 8. Transect D-D' Groundwater Trend Summary

ID	Aquifer	Significant					Concentration Trend Increase/Decrease				
		Copper	Sulfate	Zinc	Cond.	pH	Copper	Sulfate	Zinc	Cond.	pH
AMC-23B	UAU	No	No	Yes	No	No	--	--	Increase	--	--
BPS11-10A	UAU	No	No	No	No	No	--	--	--	--	--
BPS11-11A1	UAU	No	No	No	No	No	--	--	--	--	--
BPS11-11A2	UAU	No	Yes	No	No	No	--	Increase	--	--	--
BPS11-14A	UAU	No	No	No	Yes	No	--	--	--	Decrease	--
PMP-08A	UAU	No	Yes	Yes	Yes	No	--	Decrease	Decrease	Decrease	--
PMP-08A2	UAU	No	No	No	No	No	--	--	--	--	--
PMP-09A	UAU	No	No	No	No	No	--	--	--	--	--
PMP-10A	UAU	No	No	Yes	No	No	--	--	Decrease	--	--
MH-MSD108	MH	Yes	Yes	Yes	Yes	Yes	Decrease	Decrease	Decrease	Decrease	Increase
AMC-24B	MAU	No	No	No	No	No	--	--	--	--	--
BPS11-10B	MAU	No	No	No	No	No	--	--	--	--	--
BPS11-11B	MAU	No	No	No	No	No	--	--	--	--	--
BPS11-14B	MAU	No	No	No	No	No	--	--	--	--	--
PMP-08B	MAU	No	No	No	No	No	--	--	--	--	--
PMP-09B	MAU	No	No	No	Yes	Yes	--	--	--	Decrease	Decrease
PMP-10B	MAU	No	Yes	Yes	Yes	No	--	Decrease	Increase	Decrease	--
AMC-24C	LAU	No	No	No	No	No	--	--	--	--	--
BPS11-10C	LAU	No	No	No	Yes	No	--	--	--	Decrease	--
BPS11-11C	LAU	No	No	No	No	No	--	--	--	--	--

Notes: (UAU) = Upper Alluvial Aquifer, (MAU) = Middle Alluvial Aquifer, (LAU) = Lower Alluvial Aquifer, (MH) = Subdrain Manhole, (--) = No Significant Trend

4.3.5 Transect E-E' – Near Confluence Along Blacktail Creek

Twelve (12) groundwater monitoring points were represented in Transect E-E', including six screened in the UAU, five screened in the MAU, and one screened in the LAU. Statistically

significant trends were observed in 50% (6 of 12) groundwater monitoring points including three screened in the UAU, two screened in the MAU, and one screened in the LAU.

No significant copper concentration trends were observed in the Transect E-E' monitoring points. Sulfate concentrations demonstrated statistically significant differences in 25% (3 of 12) of the groundwater monitoring points. Of these, one point (PMP-11A) showed an increasing concentration trend and two points (GS-28B, AMW-13C) had a decreasing concentration trend.

A statistically significant increasing trend in zinc concentrations was evident in 33% (4 of 12) of the groundwater monitoring points. These points included AMW-13A, BPS07-07, PMP-11A and AMW-13C.

Conductivity displayed statistically significant differences in 42% (5 of 12) of the groundwater monitoring points. Of these, one point (PMP-11A) showed an increasing conductivity trend, while four points (BPS07-07, AMW-13B2, GS-28B, AMW-13C) had a decreasing conductivity trend.

A statistically significant decreasing pH trend was displayed in 8% (1 of 12) of the groundwater monitoring points. AMW-13A was the only monitoring point that showed a significant trend for pH in transect E-E'. **Table 9** provides a summary of the observed significant trends in Transect E-E'. **Exhibit 1 through Exhibit 4** provide graphical representations of trend for copper, sulfate, zinc and conductivity.

Table 9. Transect E-E' Groundwater Trend Summary

ID	Aquifer	Significant					Concentration Trend Increase/Decrease				
		Copper	Sulfate	Zinc	Cond.	pH	Copper	Sulfate	Zinc	Cond.	pH
AMW-13A	UAU	No	No	Yes	No	Yes	--	--	Increase	--	Decrease
BPS07-07	UAU	No	No	Yes	Yes	No	--	--	Increase	Decrease	--
BPS07-23	UAU	No	No	No	No	No	--	--	--	--	--
GS-28	UAU	No	No	No	No	No	--	--	--	--	--
GS-29D	UAU	No	No	No	No	No	--	--	--	--	--
PMP-11A	UAU	No	Yes	Yes	Yes	No	--	Increase	Increase	Increase	--
AMW-13B	MAU	No	No	No	No	No	--	--	--	--	--
AMW-13B2	MAU	No	No	No	Yes	No	--	--	--	Decrease	--
BPS07-07B	MAU	No	No	No	No	No	--	--	--	--	--
GS-28B	MAU	No	Yes	No	Yes	No	--	Decrease	--	Decrease	--
PMP-11B	MAU	No	No	No	No	No	--	--	--	--	--
AMW-13C	LAU	No	Yes	Yes	Yes	No	--	Decrease	Increase	Decrease	--

Notes: (UAU) = Upper Alluvial Aquifer, (MAU) = Middle Alluvial Aquifer, (LAU) = Lower Alluvial Aquifer, (MH) = Subdrain Manhole, (--) = No Significant Trend

4.3.6 Transect Concentration Trend Summary

The spatial distribution of groundwater data indicates that the observed decreases in COC concentrations are most prominent along the peripheries of the contaminant plume. Well points along Transect A-A' represent groundwater on the upgradient periphery and cross gradient of the source removal area. Specific conductivity showed a significant decreasing trend in all the Transect A-A' well locations. Also, a minimum of two additional COCs significantly decreased in all the Transect A-A' well points. Data from these wells indicate a decrease in contaminant concentrations along the upgradient and cross-gradient peripheries of the contaminant plume.

The Transect B-B' wells are located immediately downgradient of the source removal area and are considered representative of the core of the contaminant plume. Although the COC concentrations of these monitoring points are relatively high, significant decreases in COC concentrations are limited. However, all COCs in the well point located on the northwestern limit (PMP-01B) and the well located at southeastern limit (BPS07-11B) of Transect B-B' significantly decreased in concentration. These data indicate that the cross-gradient peripheries of the contaminant plume have shown statistically significant decreases in COC concentrations, while the COC concentrations in the center of the contaminant plume remain more stable.

The Transect C-C' wells are representative of the downgradient periphery of the contaminant plume. This is illustrated by the much lower COC concentrations observed in the majority of the downgradient Transect D-D' and Transect E-E' well points. Significant decreases in COC concentrations were observed in 88% of the well points along Transect C-C'. This observation indicates that the downgradient peripheries of the contaminant plume have shown significant decreases in COC concentrations.

The significant reduction in COC concentrations of the monitoring points in Transects D-D' and E -E' were much lower than upgradient Transects A-A', B-B', and C-C'. This is likely due to the fact that COC concentrations were much lower in these transects than those observed upgradient, and that these transects are further from the source removal area. It is anticipated that concentrations of elevated COCs in this area will decrease over time.

Three sampling points along the Silver Bow Creek subdrain were analyzed as part of the Parrot PMP. These sampling points included one in Transect B-B' (MH-MSD116), one in Transect C-C' (MH-MSD113) and one in Transect D-D' (MH-MSD108). Because the subdrain is designed to capture and transport contaminated shallow groundwater including groundwater directly from the Parrot source removal area, these sampling points provide early indication of groundwater COC response to the source removal activities. Significant decreases in the concentration of all COCs were observed in the subdrain sampling point located in Transect C-C' (MH-MSD113) and the subdrain sampling point located in Transect D-D' (MH-MSD108). The very apparent

decreasing trends observed in these sampling points is a strong indication that the source removal activities are having a direct positive effect on decreasing COC contributions to groundwater.

The percentage of significant COC concentration changes were similar (between 30% and 40%) for both the UAU and the MAU. The number of well points representing the LAU is much smaller than those representing the UAU and MAU, making it difficult to compare it to these aquifer units. However, it is interesting to note that the concentrations of all the evaluated COCs decreased in well point BPS11-18C and all evaluated COCs with the exception of copper decreased in well point BPS11-17C. Both wells are screened in the LAU along Transect C-C'.

4.3.7 Piper Diagrams – Key Wells

Water quality data collected over time in key monitoring wells were plotted on a tri-linear Piper diagram to illustrate the changes in water chemistry in the well from pre-removal through the end of 2022. Piper diagrams illustrate the water chemistry for each well by plotting the relative abundance in milliequivalents per liter (meq/L) of major cations and anions in separate triangles on either side of a diamond, where each analysis is plotted as a colored symbol and illustrates relative abundance as a percentage of the milliequivalents per liter. Generally, the circles are plotted with the diameter of the circle proportional to the TDS percentage. To simplify the diagrams (because of large TDS variation), the circle diameter for each analysis was not varied by TDS. Water type and chemical changes over time within key wells are illustrated using these diagrams. Piper diagrams are located in **Attachment 5**.

AMW-08 and AMW-09 are representative of up/cross gradient monitoring points with respect to the Parrot plume. Water chemistry changes in major cations and anions are evident in both wells from pre-removal through post-removal activities (2017 to 2022) and both wells plot in a similar area on the Piper diagram, indicating similar water quality. However, cations in AMW-08 (**Attachment 5-1**) indicate the most change over time while both cations and anions changes are also apparent in AMW-09 (**Attachment 5-2)**. Sulfate is the largest percentage of cations or anions and has a decreasing percentage trend in both wells, although the trend is larger in AMW-09.

PMP-01A and PMP-01B were plotted to illustrate the change in the upper alluvial aquifer versus in the middle alluvial aquifer. PMP-01A (**Attachment 5-3)** and PMP-01B plot lower on the sulfate scale than AMW-08 and AMW-09 indicating a lower percentage of sulfate in the PMP-01 wells. PMP-01A indicates a relatively large percentage change in water quality over time, while PMP-01B (**Attachment 5-4)** indicates very little change over the monitoring period. Thus, the highly contaminated middle alluvial aquifer has shown less response to the waste removal and groundwater capture to date than the less contaminated and shallower upper alluvial aquifer.

The next comparison is between the uppermost subdrain manhole MH-MSD116 (**Attachment 5-5)** and the subdrain manhole MH-MSD113 (**Attachment 5-6)** near the Columbus Plaza. Both monitoring points plot on the Piper diagram very near the AMW-08 and AMW-09 positions

which indicate a high percentage of sulfate in the water. This is understandable since the subdrain is a collection system for contaminated shallow groundwater including Parrot impacted groundwater. Of the two subdrain monitoring points, MH-MSD116 shows the most variation in water quality over the monitoring period, however the variation is not as consistent with time as that seen in AMW-09. MH-MSD113 shows much less variation over time but a lower percentage of sulfate.

The Piper diagram for BPS07-11B (**Attachment 5-7**) indicates that BPS07-11B plots on the Piper diagram in a similar location as AMW-08, AMW-09 and the subdrain (Parrot water) sample points. The largest water quality change at this location is a decreasing percentage of sulfate.

A Piper diagram was developed for PMP-05A (**Attachment 5-8**), which is located near Columbus Plaza. Water quality in this area indicates the possibility of a nearby secondary source. The possible secondary source plots in a similar area on the Piper diagram as the Parrot groundwater, but shows much less change in water quality over the monitoring period.

5.0 CONCLUSIONS

In summary, the waste removal portion of the Parrot Waste Removal Project was completed in two phases from 2018 through 2022. Remaining work involves utility reconstruction, final grading consistent with the end land use plan, revegetation of evapotranspiration covers and disturbed areas, and final project cleanup. It is evident in the Parrot Performance Monitoring Program data that the Parrot Tailings Waste Removal Project has already had a significant effect on BAO groundwater with many monitoring points showing statistically significant decreasing trends along the periphery of the groundwater plume with a decreasing effect moving in the downgradient direction. Several conclusions that can be made from this analysis include:

- The interim dewatering system (IDW) collected approximately 32.4 million gallons of contaminated groundwater and sent it to Montana Resources for disposal into their current mining process. The system has captured and removed 2.10 pounds of arsenic, 221.4 pounds of cadmium, 35,098 pounds of copper, 3.36 pounds of lead, and 36,994 pounds of zinc from the alluvial aquifer. The IDW system was shut down in November 2022.
- Monitoring points along the perimeter of the Parrot plume show statistically significant decreasing COC concentration trends in all three BAO aquifer units (UAU, MAU, and LAU).
- Monitoring points within the core of the Parrot plume indicate relatively stable COC concentrations due to highly contaminated media in this area. It will take more time to see decreasing concentration trends in this area of the plume.
- A secondary source area appears to be located near the Columbus Plaza and has a slightly different chemical signature.

- Three Rare Earth elements (lanthanum, praseodymium, and neodymium) are monitored in the PMP. They are all present in the Parrot plume groundwater, but dissipate in downgradient monitoring wells.

6.0 RECOMMENDATIONS

Based on an evaluation of data collected from 2018 through 2022 as part of the Parrot Tailings Performance Monitoring Program (PMP), the following recommendations are included:

- Expanded Implementation and Operation of an Interim Dewatering System: The interim dewatering system (IDW) operated seasonally from 2019 to 2022 and was shut down in November 2022. Due to the documented success of the IDW system, it is recommended that a long-term system be fully evaluated and installed in the Parrot Tailings source area. Implementation of a more robust system designed to run year-round will result in the continued removal of highly contaminated groundwater, and it will provide additional benefits to planned remedy work down basin.
- Monitoring Well Replacement: Several monitoring wells were abandoned due to their location within the Parrot Tailings Waste Removal Project construction footprint. The following wells should be re-installed according to their original well construction log; however, some locations may need to be adjusted slightly to accommodate post-construction land use: GS-41S, GS-41D, GS-42S, GS-42D, GS-45, GS-09-01, GS-09-02, GS-09-03, and BPS 11-20. Additionally, an additional well transect upgradient of the Parrot Tailings site should be considered.
- Continued Monitoring of the Parrot PMP Monitoring Network: Data has been collected from the Parrot PMP network from December 2017, prior to the start of the Parrot Tailings Waste Removal Project. The monitoring data has provided important information on groundwater conditions within the BAO corridor. Due to construction activities (excavation, dewatering, etc.) and timing of the Parrot Tailings project implementation, the groundwater system has been in flux over the past five years, with final major earthmoving activities being completed in November of 2022. It is critical to continue groundwater monitoring activities so that existing trends can be examined and new ones can be identified during the post-construction period. Additional remedy activities are also planned to start in the coming years, and continued monitoring of the PMP network will document impacts from these activities, as well as the Parrot project.

7.0 REFERENCES

USEPA 1989. *Risk Assessment Guidance for Superfund, Volume I, Human Health Evaluation Manual, Part A,* EPA/540/1-89/002 December.

ARCO, 1992. *Clark Fork River Superfund Site Investigation (CFRSSI) Data Management/Data Validation Plan (DM/DV) Plan*, June.

USEPA 2017. *National Functional Guidelines for Inorganic Superfund Methods Data Review*, EPA-540-R-201 7-001, January.

NRDP 2017. *Parrot Tailings Waste Removal Performance Monitoring Work Plan, Appendix C - Quality Assurance Project Plan,* Water & Environmental Technologies, October.

NRDP 2018. *Parrot Tailings Waste Removal Performance Monitoring Program, Construction Completion Report, Groundwater Monitoring Well Installation,* Water & Environmental Technologies, October 2018.

NRDP 2020. *DRAFT-FINAL Butte Area One Parrot Performance Monitoring Program Conceptual Site Model Report*, Water & Environmental Technologies, May.

NRDP 2018. *Butte Area One-Parrot Tailings Performance Monitoring Program Data Summary Report 4th Quarter 2017, and 1st Quarter 2018*, Water & Environmental Technologies, July.

NRDP 2019. *Butte Area One-Parrot Tailings Performance Monitoring Program Data Summary Report , 2nd – 4th Quarters 2018*, Water & Environmental Technologies, December.

NRDP 2020. *Butte Area One-Parrot Tailings Performance Monitoring Program Data Summary Report 2019-2020*, Water & Environmental Technologies, August.

NRDP 2021. *Butte Area One-Parrot Tailings Performance Monitoring Program Data Summary Report 2021*, Water & Environmental Technologies, July.

NRDP 2023. *Butte Area One-Parrot Tailings Performance Monitoring Program Data Summary Report 2022*, Water & Environmental Technologies, July.

FIGURES

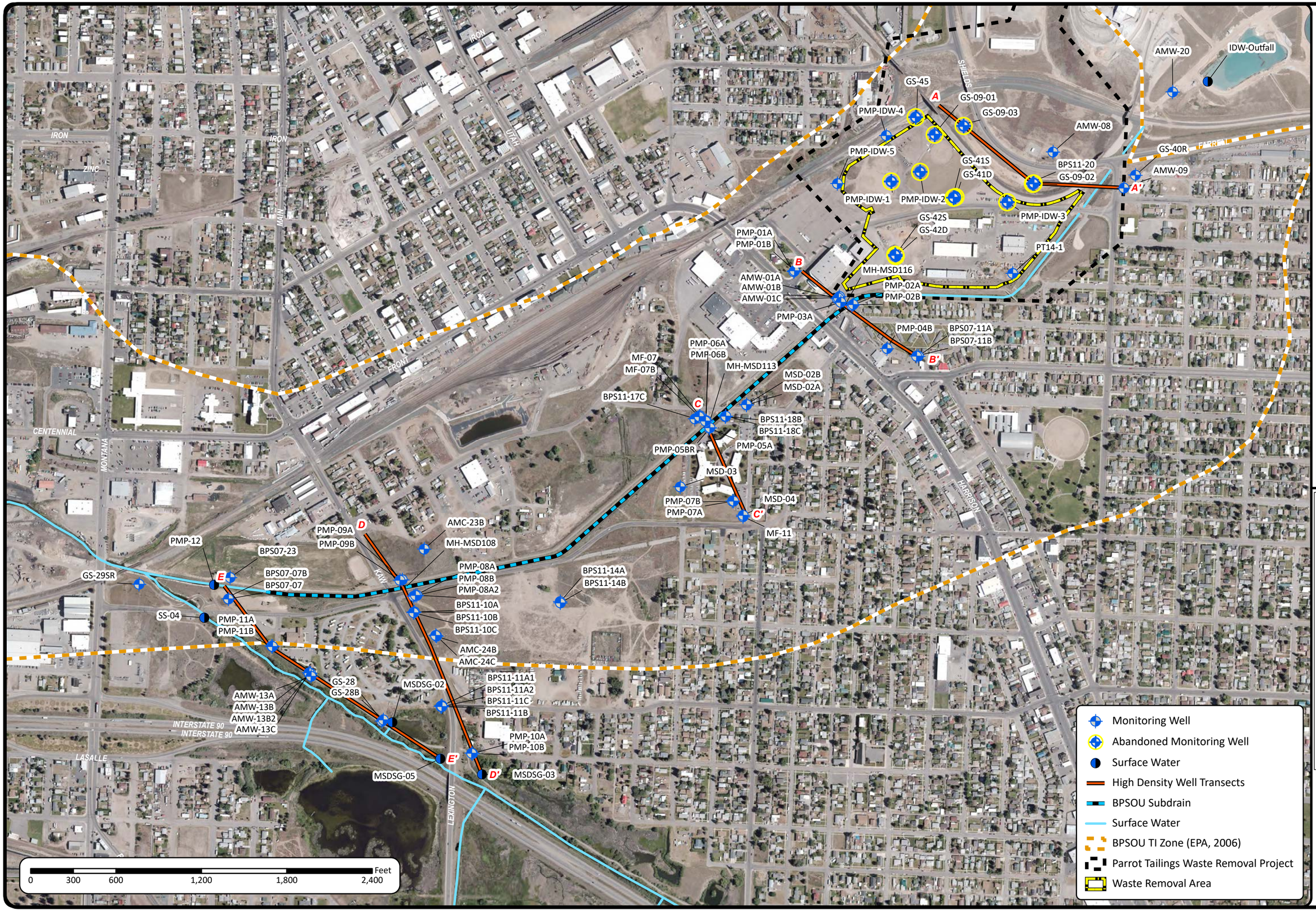

N
W E
S

NO.	DESCRIPTION	DATE	DRAFT	REVIEW
1	MAP CREATION	2/22/23	JP	EE
2	MAP EDITS	7/7/23	EK	EE
3				
4				
5				

NOTES

PARROT TAILINGS WASTE REMOVAL PROJECT
CSM ADDENDUM

MONITORING NETWORK
BUTTE-SILVER BOW COUNTY MT

FIGURE 1

JOB#: NROPM0279

DATE: 7/7/2023

Path: M:\NRO\NROPM02\Task9\2021\Monitoring Network\Monitoring Network.aprx, Author: ekamp

Water & Environmental TECHNOLOGIES

ATTACHMENTS

Analytical Data Tables - Attachments 1 through 3
Dewatering Groundwater Elevation Maps – Attachment 4
Key Well Piper Diagrams – Attachment 5

Attachment 1

Parrot Tailings Waste Removal Project

CSM Addendum

NON-METALS

Sample ID	Sample Date	A/C Balance	Alkalinity, Total ($CaCO_3$)	Bicarbonate (HCO_3)	Bromide	Carbonate (CO_3)	Chloride	Conductivity (25° C)	Fluoride	Hardness ($CaCO_3$)	Nitrogen (NO_3+NO_2 as N)	Organic Carbon, Dissolved	Organic Carbon, Total	pH	Solids, Total Dissolved (180° C)	Sulfate
		(%)	(mg/L)	(mg/L)	(mg/L)	(mg/L)	(mg/L)	(umhos/cm)	(mg/L)	(mg/L)	(mg/L)	(mg/L)	(mg/L)	(s.u.)	(mg/L)	(mg/L)
AMC-23B	11/30/2017	1.61	230	280	<0.5	<4	82	1430	0.8	582	7.6	1.5	1.4	7.1	995	399
	2/6/2018	0.25	160	190	<0.5	<4	88	1360	0.5	550	3.99	1.3	1.3	7.2	955	421
	4/17/2018	0.26	240	290	<0.5	<4	69	1300	0.7	519	0.3	1.5	1.6	7.3	894	352
AMC-23B	11/30/2017	2.45	90	110	<0.5	<4	42	1250	1	411	3.07	0.8	0.7	6.9	892	497
	2/6/2018	0.53	84	100	<0.5	<4	39	1220	0.9	422	2.87	0.6	0.6	6.9	914	475
	4/10/2018	0.38	88	110	<0.5	<4	39	1230	0.9	419	2.95J-	1	1.0	6.9	912	474
	7/10/2018	1.1	84	100	<0.5	<4	38	1210	1	418	2.87	<0.5	0.6	6.9	856	471
	10/3/2018	1.9	86	100	<0.5	<4	40	1220	1.1	410	2.77J+	<0.5	<0.5	6.9	890	477
	1/15/2019	0.54	86	100	<0.5	<4	39	1230	1	441	2.62J-	<0.5	<0.5	6.9	847	467
	4/9/2019	0.35	88	110	<0.5	<4	39	1230	1	423	3.27	<0.5	<0.5	6.9	880	470
	7/15/2019	2.77	84	100	<0.5	<4	40	1240	1	429	3.2	<0.5	<0.5	6.8	917	485
	10/2/2019	1.2	90	110	<0.5	<4	42	1270	1.1	445	3.36	1.4	1.5	6.8	985	509
	1/16/2020	0.4	88	110	<0.5UJ	<4	41	1260	1	436	3	0.6	0.6	6.9	936	478
	4/8/2020	2.71	91	110	<0.5	<4	39	1270	0.6	467	3.34	<0.5	<0.5	6.8	935	472
	7/7/2020	3.08	90	110	<0.5	<4	39	1280	1.1J+	468	2.97J+	1.4	1.5	6.8	939	474
	9/30/2020	1.39	90	110	<0.5	<4	39	1190	0.9J-	418	2.9	<0.5	<0.5	6.8	925	478
	1/13/2021	0.18	87	110	<0.5	<4	40	1220	1	439	3.11	<0.5	<0.5	6.8	892	486
	4/2/2021	3.01	86	100	<0.5	<4	40	1250	1.1	421	2.88	<0.5	<0.5	6.8J+	905	485
	7/7/2021	4.4	89	110	<0.5	<4	36	1260J+	0.9	468	2.77	0.6	<0.5	6.8	914	446
	10/8/2021	0.95	89	110	<0.5	<4	37	1260	1	451	2.8	0.6	0.5	6.8	938J-	479
	1/6/2022	0.39	88	110	<0.5	<4	39	1260	1	439	2.68	0.8	<0.5	7	911	473
	5/31/2022	0.23	89	110	<0.5	<4	38	1260	1	427	2.88	0.6	0.5	6.8	901	484
AMC-24	11/30/2017	2.69	100	130	<0.5	<4	28	555	0.4	200	3.34	1.5	1.5	6.8	350	116
	2/7/2018	0	87	100	<0.5	<4	26	528	0.4	201	3.58	1.1	1.3	6.7	359	112
	4/10/2018	1.85	100	120	<0.5	<4	25	528	0.3	212	1.45J-	1.5	1.5	7	368	110
AMC-24B	11/30/2017	2.96	55	66	<0.5			1290	0.6	479	1.59			6.5	968	583
	2/7/2018	5.16	53	64	<0.5	<4	26	1270	0.5	439	1.49	<0.5	<0.5	6.4	983	576
	4/10/2018	2.51	55	66	<0.5	<4	26	1290	0.5	538	1.49J-	<0.5	<0.5	6.5	992	578
	7/10/2018	0.95	54	65	<0.5	<4	25	1280	0.5	504	1.61	<0.5	<0.5	6.6	949	576
	10/4/2018	2.84	56	68	<0.5	<4	27	1310	0.6	505	1.44J+	<0.5	<0.5	6.6	1060	602
	1/15/2019	1.01	55	67	<0.5	<4	25	1280	0.5	483	1.28J-	<0.5	<0.5	6.5	925	568
	4/9/2019	1.02	54	65	<0.5	<4	27	1300	0.5	524	1.47	<0.5	<0.5	6.5	963	604
	7/16/2019	1.15	52	62	<0.5	<4	27	1320	0.5	526	1.35	<0.5	<0.5	6.5	1030	597
	10/2/2019	1.52	56	67	<0.5	<4	26	1290	0.5	512	1.29	1.1	1.1	6.5	1030	601
	1/16/2020	1.03	56	68	<0.5UJ	<4	26	1310	0.5	510	1.28	<0.5	<0.5	6.5	1020	586
	4/7/2020	3.24	54	66	<0.5	<4	27	1330	0.3	568	1.53	<0.5	<0.5	6.4	1040	583
	7/7/2020	0.71	55	66	<0.5	<4	27	1330	0.6J+	541	1.45	1.1	1.2	6.5	1040	611
	9/30/2020	0.74	57	69	<0.5	<4	28	1260	0.5J-	516	1.37	<0.5	<0.5	6.4	1020	592
	1/13/2021	0.29	54	65	<0.5	<4	28	1310	0.5J-	547	1.58J-	<0.5	<0.5	6.4	1020	613
	4/5/2021	0.69	53	64	<0.5	<4	28	1280	0.5J-	517	1.5	<0.5	<0.5	6.5J+	1020	597
	7/7/2021	2.46	54	66	<0.5	<4	25	1310J+	0.5	514	1.09	1.2	<0.5	6.5	981	538
	10/8/2021	1.73	55	67	<0.5	<4	25	1290	0.5	477	1.3	<0.5	<0.5	6.6J+	995J-	565
	1/7/2022	4.21	57	69	<0.5	<4	25	1260	0.5	521	1.21	<0.5	<0.5	6.5	975	527
	5/31/2022	0.56	55	67	<0.5	<4	24	1260	0.5	479	1.32	0.5	<0.5	6.5	965	556

Attachment 1

Parrot Tailings Waste Removal Project

CSM Addendum

NON-METALS

Sample ID	Sample Date	A/C Balance	Alkalinity, Total ($CaCO_3$)	Bicarbonate (HCO_3)	Bromide	Carbonate (CO_3)	Chloride	Conductivity (25° C)	Fluoride	Hardness ($CaCO_3$)	Nitrogen (NO_3+NO_2 as N)	Organic Carbon, Dissolved	Organic Carbon, Total	pH	Solids, Total Dissolved (180° C)	Sulfate
		(%)	(mg/L)	(mg/L)	(mg/L)	(mg/L)	(mg/L)	(umhos/cm)	(mg/L)	(mg/L)	(mg/L)	(mg/L)	(mg/L)	(s.u.)	(mg/L)	(mg/L)
AMC-24C	11/30/2017	2.83	69	83	<0.5	<4	27	1150	0.5	397	0.12	<0.5	<0.5	6.6	846	491
	2/6/2018	0.4	67	82	<0.5	<4	26	1140	0.4	412	0.11	<0.5	<0.5	6.7	847	481
	4/10/2018	2.53	71	86	<0.5	<4	26	1150	0.4	450	0.11J-	<0.5	<0.5	6.7	873	482
	7/10/2018	2.07	68	83	<0.5	<4	26	1160	0.4	391	0.12	<0.5	<0.5	6.8	820	478
	10/3/2018	1.81	70	85	<0.5	<4	27	1170	0.5	393	0.12	<0.5	<0.5	6.8	862	484
	1/15/2019	0.03	70	85	<0.5	<4	26	1140	0.4J-	415	0.11	<0.5	<0.5	6.7	846	481
	4/9/2019	0.22	69	84	<0.5	<4	27	1130	0.4	424	0.1	<0.5	<0.5	6.7	813	483
	7/16/2019	0.57	68	83	<0.5	<4	27	1140	0.4	425	0.11	<0.5	<0.5	6.6	886	480
	10/2/2019	0.79	71	86	<0.5	<4	28	1140	0.5J+	418	0.11J+	<0.5	<0.5	6.7	859	486
	1/16/2020	1.55	68	82	<0.5UJ	<4	27	1140	0.5	402	0.11	<0.5	<0.5	6.7	872	478
	4/8/2020	0.3J	70J	85J	<0.5UJ	<4	26	1140J	0.4J	394J	0.11J	1.1	1.1	6.6J	860J	476J
	7/7/2020	2.37	70	85	<0.5	<4	27	1160	0.5J+	391	0.11	1.1	1.2	6.7	855	482J+
	9/29/2020	1.15	70	85	<0.5	<4	27	1100	0.4	397	0.11J-	<0.5	<0.5	6.6	879	478
	1/14/2021	0.64	69	83	<0.5	<4	27	1130	0.4	417	0.12	<0.5	<0.5	6.6J+	829	491
	4/2/2021	0.37	68	82	<0.5	<4	28	1150	0.5	416	0.11J-	<0.5	<0.5	6.7	851	481
	7/7/2021	2.07	68	83	<0.5	<4	26	1160J+	0.4	414	0.11	<0.5	<0.5	6.8J+	852	453
	10/7/2021	0.24	70	85	<0.5	<4	26	1160	0.4	400	0.12	<0.5	<0.5	6.8J+	878J-	458
	1/7/2022	0.32	68	83	<0.5	<4	27	1120	0.5	416	0.12	<0.5	<0.5	6.7	859	482
	5/25/2022	0.42	69	83	<0.5	<4	27	1130	0.5	424	0.13	<0.5	<0.5	6.6	857	478
AMW-01A	12/7/2017	4.62	210	250	0.5	<4	127	1060	2	387	0.07	7.8	7.7	6.7	687	141
	2/14/2018	0.65	110	140	1.1	<4	310	1590	1.2	619	0.15	7.5	7.7	6.2	981	203
	4/13/2018	1.73	190	230	<0.5	<4	38	570	1J-	224	0.11J-	4.6	5.0	6.8	332	37
	6/28/2018	0.93	100	120	1.3	<4	286	1870	0.9J-	784	0.09J+	6.3	6.1	6.1	1350	391J-
	10/5/2018	1.53	110	130	1.8	<4	301	1800	0.9J-	725	<0.01	8.0	7.7	6	1230	348
	10/5/2018	1.53	110	130	1.8	<4	301	1800	0.9J-	725	<0.01	8.0	7.7	6	1230	348
	1/17/2019	2.71	96	120	1.6	<4	309	1600	1J-	608	0.04	5.9	5.8	6	947	243
	4/10/2019	0.37	150	180	0.5	<4	100	705	0.9J-	296	0.07J-	4.3	4.2	6.5	380	47
	7/17/2019	2.09	130	160	1.4J-	<4	264	1400	1	559	0.02	5.6	5.5	6.2	1070	188
	10/4/2019	9.58	90	110	2.3	<4	408	1960	0.7	608	0.1	7.1	7.4	6.1	1360	215
	1/22/2020	1.23	76	92	2.5	<4	438	1990	0.9	780	0.03	7.3	6.8	6	1440	236
	4/10/2020	1.23	81	99	<0.5	<4	370	1440	0.6J-	315	0.12	7.0	6.9	6.3	824	64
	7/8/2020	1.84	100	120	0.9	<4	193	1130	0.8	380	0.06J	6.9	7.3	6.1	700	158
	10/1/2020	3.4	80	97	1.7	<4	338	1560	0.9J-	532	0.02	4.5	4.4	6	1170	252
	1/20/2021	4.2	78	94	2.5	<4	509	2060	1J-	717	0.03J-	4.5	4.3	6.2J+	1420	261
	4/7/2021	3.35	78	94	1.4	<4	244	1050	1.1	304	0.04	9.1	9.0	6.4J+	615	23
	7/7/2021	0.97	95	120	2.1	<4	351	1510J+	1.1	525	0.19J-	5.6	5.8	6.1J+	1020	64
	10/12/2021	2.22	84	100	3.2	<4	538	2270	0.9J-	880	0.32	6.7	6.7	6.4J+	1560	163

Attachment 1

Parrot Tailings Waste Removal Project

CSM Addendum

NON-METALS

Sample ID	Sample Date	A/C Balance	Alkalinity, Total ($CaCO_3$)	Bicarbonate (HCO_3)	Bromide	Carbonate (CO_3)	Chloride	Conductivity (25° C)	Fluoride	Hardness ($CaCO_3$)	Nitrogen (NO_3+NO_2 as N)	Organic Carbon, Dissolved	Organic Carbon, Total	pH	Solids, Total Dissolved (180° C)	Sulfate
		(%)	(mg/L)	(mg/L)	(mg/L)	(mg/L)	(mg/L)	(umhos/cm)	(mg/L)	(mg/L)	(mg/L)	(mg/L)	(mg/L)	(s.u.)	(mg/L)	(mg/L)
AMW-01B	12/5/2017	12.7	<4	<4	0.6	<4	111	4040	4.9	1670	6.48	1	0.9	4.2	4670	2760
	2/14/2018	10.2	<4	<4	<0.5	<4	112	4060	4.6	1800	5.9	1.0	0.9	4.3	4310	2800
	4/13/2018	7.17	<4	<4	<0.5	<4	111	4020	4.1J-	1790	5.68J-	<0.5	1.0	4.3	4760	2660
	6/27/2018	6.26	<4	<4	<0.5	<4	107	3920	4.4	1760	6.9J-	<0.5	0.8	4.3	4100	2530
	10/5/2018	7.57	<4	<4	<0.5	<4	100	3930	3.4	1700	7.6J-	0.9	0.9	4.4	4540	2530
	1/17/2019	4.77	<4	<4	<0.5	<4	95	3620	2.8	1690	7.5J-	0.8	0.8	4.3	3860	2310
	4/11/2019	7.16	<4	<4	<0.5	<4	94	3560	2.5J-	1670	7.7J-	0.9	0.9	4.4	3830	2360
	7/16/2019	9.63	<4	<4	<0.5	<4	121	3430	1.9	1510	8.8	0.7	0.7	4.3	3750	2190
	10/3/2019	1.42	<4	<4	<0.5	<4	107	3770	2.3J+	1860	7.8J+	0.7	0.8	4.4	4130	2310
	1/21/2020	7.42	<4	<4	<0.5	<4	107	3850J	2.6J-	1730	7.7	2.2	2.5	4.3	4290	2460
	4/13/2020	8.89	<4	<4	<0.5	<4	120	3860	3	1760	7.3	2.5	2.7	4.3	4230	2570J+
	7/8/2020	7.88	<4	<4	<0.5	<4	135	3940	4J-	1740	6.58J-	<0.5	<0.5	4.3	4230	2510
	10/3/2020	5.59	<4	<4	<0.5	<4	137	4000	4.6J-	1940	4.48J-	0.8	0.9	4.3	4690	2650
	1/19/2021	8.84	<4	<4	<0.5	<4	145	3870	4.3	1740	6.36	0.9	1.0	4.2J+	4420	2530
	4/7/2021	9.08	<4	<4	<0.5	<4	157	3980	4.2J-	1710	6.48	1.0	1.1	4.3J+	4380	2500
	7/12/2021	8.57	<4	<4	<0.5	<4	159	4010J+	4.2	1720	4.69	1.1	1.0	4.3	4540J+	2680
	10/12/2021	4.8	<4	<4	<0.5	<4	138	3940	5	1830	4.8	1.0	1.1	4.4J+	4440	2440
	1/12/2022	6.85	<4	<4	<0.5	<4	146	4120	5.7	1800	3.16	0.8	0.8	4.3	4510	2560
	5/31/2022	3.67	26	31	1.6	<4	388	2280	1.2	809	1.79	3.6	3.7	5.9	1700	601
AMW-01C	12/5/2017	4.1	19	23	<0.5	<4	13	2980	0.9	1320	0.31	0.8	0.7	5.5	2800	1830
	2/14/2018	2.19	18	21	<0.5	<4	11	2910	0.8	1330	0.27	0.8	0.6	5.5	2680	1740
	4/13/2018	2.26	19	23	<0.5	<4	12	2950	1J-	1350	0.3J-	<0.5	0.7	5.7	2810	1770
	6/27/2018	1.11	20	23	<0.5	<4	13	2860	1	1320	0.31J-	0.6	0.6	5.6	2560	1690
	10/5/2018	2.7	20	24	<0.5	<4	13	3020	1	1360	0.33J-	0.6	0.6	5.6	2820	1780
	1/17/2019	4.7	20	24	<0.5	<4	14	3010	1.1	1410	0.31J-	0.6	0.6	5.6	2770	1910
	4/11/2019	3.02	19	23	<0.5	<4	14	3010	1J-	1430	0.32J-	0.6	0.6	5.6	3000	1870
	7/16/2019	5.02	20	24	<0.5	<4	13	3100	1.2	1370	0.39	0.5	0.5	5.6	2910	1960
	10/3/2019	1.78	19	22	<0.5	<4	12	2900	1.2J+	1400	0.28J+	0.6	0.6	5.5	2760	1800
	1/21/2020	2.16	19	23	<0.5	<4	13	2950J	1J-	1350	0.33	1.4	1.5	5.6	2760	1730
	4/13/2020	2.87	19	23	<0.5	<4	14	2990	0.8J-	1380	0.33	1.7	1.7	5.5	2840	1810J+
	7/8/2020	1.72	18	21	<0.5	<4	11	2880	1.2J-	1320	0.25	0.6	<0.5	5.5	2650	1720
	10/3/2020	3.29	19	23	<0.5	<4	12	2910	1J-	1370	0.29J-	0.6	0.6	5.5	2850	1840
	1/19/2021	2.94	19	23	<0.5	<4	12	2870	1.1	1300	0.31J-	0.7	0.7	5.5J+	2870	1760
	4/7/2021	4.89	19	23	<0.5	<4	39	2980	1J-	1320	0.32	0.7	1.3	5.6J+	2790	1790
	7/12/2021	1.16	18	22	<0.5	<4	24	2880J+	0.8	1230	0.23	0.8	0.6	5.5	2740J+	1570
	10/12/2021	4.62	19	22	<0.5	<4	11	3010	1	1310	0.26	0.7	0.8	5.7J+	2870	1830
	1/12/2022	0.52	19	23	<0.5	<4	11	3000	1	1310	0.2	0.6	0.6	5.6	2730	1680
	5/31/2022	3.13	28	34	<0.5	<4	36	453	0.7	144	0.88	1.4	1.5	6.7	283	116

Attachment 1

Parrot Tailings Waste Removal Project

CSM Addendum

NON-METALS

Sample ID	Sample Date	A/C Balance	Alkalinity, Total ($CaCO_3$)	Bicarbonate (HCO_3)	Bromide	Carbonate (CO_3)	Chloride	Conductivity (25° C)	Fluoride	Hardness ($CaCO_3$)	Nitrogen (NO_3+NO_2 as N)	Organic Carbon, Dissolved	Organic Carbon, Total	pH	Solids, Total Dissolved (180° C)	Sulfate
		(%)	(mg/L)	(mg/L)	(mg/L)	(mg/L)	(mg/L)	(umhos/cm)	(mg/L)	(mg/L)	(mg/L)	(mg/L)	(mg/L)	(s.u.)	(mg/L)	(mg/L)
AMW-08	12/5/2017	6.55	<4	<4	<1	<4	105	6450	3.3	2160	0.08	1.3	2.4	3.8	9420	5610
	2/13/2018	8.78	<4	<4	<0.5	<4	98	6690	4.2	2160	0.1	2.4	3.0	4	9140	5310
	4/15/2018	2.83	<4	<4	<0.5	<4	68	6520	2J-	2220	0.8J-	ND	3.0	4.3	9190	5410
	6/27/2018	0.53	<4	<4	<1	<4	69	6090	2.6	2220	0.18J-	ND	3.5	4	7240	4700
	10/8/2018	1.71	<4	<4	<0.5	<4	101	6170	1.9	2270	0.06J-	3.6	3.7	4.2	8080	4910
	1/18/2019	4.24	<4	<4	<0.5	<4	101	6930	2.9	2370	0.05J-	2.4	2.6	4.2	10200	5980
	4/12/2019	3.02	<4	<4	<0.5	<4	99	6740	2.5	2290	<0.01	2.8	3.0	4.4	9390	5560
	7/17/2019	4.49	<4	<4	<0.5UJ	<4	122	6150	2.5	2020	<0.01	1.4	1.4	4.1	8140	4630
	1/22/2020	4.86	<4	<4	<0.5	<4	86	6720	2.4	2150	<0.01	1.7	2.1	4.3	9860	5470
	4/13/2020	4.72	<4	<4	<1	<4	88	6410	2.8	2130	<0.01UJ	2.4	2.4	4.3	9180	5450
	7/10/2020	4.76	<4	<4	<0.5	<4	80	6420	2	1980	<0.05	2.0	1.9	3.3	8810	5120
	10/2/2020	4.04	<4	<4	<0.5	<4	104	6080	3.6J-	2210	<0.01	2.2	2.1	3.6	8590	4930
	1/19/2021	5.85	<4	<4	<0.5	<4	93	6050	2.9J-	2230	<0.01UJ	2.5	2.7	4.1J+	9140	5430
	4/8/2021	1.52	<4	<4	<1	<4	84	6740	1.6	2380	0.05	1.7	2.3	4.1J-	9540	5650
	7/12/2021	0.5	<4	<4	<0.5	<4	75	6450J+	1.3	2040	<0.01UJ	2.3	2.5	3.9J-	9330J+	5080
	10/13/2021	3.09	<4	<4	<0.5	<4	69	6320	1.4	2030	<0.01	1.6	1.8	4.1	9140J+	5300
	1/13/2022	2.25	<4	<4	<1	<4	73	6280	3.1	2230	<0.05		3.1	3.3	8680	5230
	5/31/2022	4.49	<4	<4	<0.5	<4	62	5020	4.4	1920	<0.01	3.2	3.3	3.3	5860	3750
AMW-09	12/5/2017	7.69	<4	<4	<0.5	<4	82	2000	4.4	875	5.9	1.4	1.4	4.2	1830	1080
	2/13/2018	1.18	<4	<4	<0.5	<4	67	2010	2.6	890	3.76	1.4	1.4	4.3	1760	984
	4/15/2018	4.85	<4	<4	<0.5	<4	69	2060	4.5J-	931	1.8J-	1.2	1.5	4.3	1810	1110
	6/28/2018	1.87	<4	<4	<0.5	<4	78	2160	4.4	995	2.66J-	<0.5	1.5	4.2	1860	1100
	10/5/2018	4.19	<4	<4	<0.5	<4	88	2230	4.7	1020	2.28J-	1.5	1.4	4.4	2090	1180
	1/18/2019	4.98	<4	<4	<0.5	<4	87	2320	4.8	1050	4.15J-	1.5	1.5	4.3	2200	1250
	4/12/2019	3.43	<4	<4	<0.5	<4	84	2280	5.2	1050	3.84	1.4	1.5	4.2	2070	1190
	7/17/2019	3.58	<4	<4	<0.5UJ	<4	88	2290	5	1070	1.76	1.3	1.3	4.2	2260	1170
	10/4/2019	4.55	<4	<4	<0.5	<4	100	2290	5.3	1040	3.15J-	2.4	2.5	4.3	2070	1190
	1/22/2020	4.5	<4	<4	<0.5	<4	66	2070J	4.4J-	938	1.26	2.2	2.3	4.3	1910	1110
	4/13/2020	6.74	<4	<4	<0.5	<4	49	1900	5.5J-	859	0.67J-	2.0	2.0	4.2	1750	1090J+
	7/8/2020	4.73	<4	<4	<0.5	<4	44	1840	4.6J-	850	<0.01	1.8	1.7	4.4	1710	1040
	10/3/2020	4.99	<4	<4	<0.5	<4	93	2100	4.6J-	974	3.61J-	1.3	1.3	4.3	2000	1120
	1/19/2021	6.68	<4	<4	<0.5	<4	70	1870	3.9	817	1.8	1.3	1.3	4.2J+	1740	1010
	4/7/2021	4.99	<4	<4	<0.5	<4	56	1840	4.5J-	802	0.55	1.2	1.2	4.2J+	1690	974
	7/12/2021	4.69	<4	<4	<0.5	<4	86	1840J+	4.1	775	3.42	1.4	1.4	4.6J+	1730J+	875
	10/13/2021	3.19	<4	<4	<0.5	<4	93	1930	4.4	809	6.7	1.4	1.6	4.3J+	1740	874
	1/12/2022	3.14	<4	<4	<0.5	<4	79	1830	4	771	3.99	1.4	1.4	4.2	1610	874
	5/31/2022	3.25	<4	<4	<0.5	<4	47	1650	3.3	701	1.24	1.1	1.1	4.2	1420	834

Attachment 1

Parrot Tailings Waste Removal Project

CSM Addendum

NON-METALS

Sample ID	Sample Date	A/C Balance	Alkalinity, Total ($CaCO_3$)	Bicarbonate (HCO_3)	Bromide	Carbonate (CO_3)	Chloride	Conductivity (25° C)	Fluoride	Hardness ($CaCO_3$)	Nitrogen (NO_3+NO_2 as N)	Organic Carbon, Dissolved	Organic Carbon, Total	pH	Solids, Total Dissolved (180° C)	Sulfate
		(%)	(mg/L)	(mg/L)	(mg/L)	(mg/L)	(mg/L)	(umhos/cm)	(mg/L)	(mg/L)	(mg/L)	(mg/L)	(mg/L)	(s.u.)	(mg/L)	(mg/L)
AMW-13A	11/28/2017	3.78	680	830	<0.5	<4	9	1820	0.1	945	0.06	5.3	5.3	6.8	1350	423
	2/5/2018	4.5	540	660	<0.5	<4	11	1570	0.2	915	0.06	6.1	4.9	6.8	1120	363
	4/9/2018	2.75	580	710	<0.5	<4	13	1590	0.1	837	0.13J-	4.9	5.4	6.8	1180	371
	7/9/2018	0.7	600	730	<0.5	<4	13	1880	0.1	1010	0.18J-	5.5	5.4	6.8	1440	500
	10/2/2018	2.23	590	720	<0.5	<4	12	1740	0.2	878	0.42	5.1	5.6	6.9	1260	409
	1/14/2019	2.18	620	750	<0.5	<4	18	1990	0.2	1050	0.05J-	6.1	8.3	6.8	1450	575
	4/8/2019	23.9	420	520	<0.5	<4	13	1170	0.1	1010	0.46	5.1	4.2	6.8	830	236
	7/15/2019	4.9	520	640	<0.5	<4	14	1530	0.2	749	0.37	4.4	5.1	6.7	1080	351
	10/1/2019	1.15	460	570	<0.5	<4	10	1240	0.2	633	0.05J+	4.4	6.4	6.8	859	241
	1/15/2020	2.45	540	660	<0.5UJ	<4	20	1830	0.3	951	0.01	10.5	12.0	6.8	1420	536
	4/7/2020	1.31	560	680	<0.5	<4	25	1910	0.2	1020	0.03	12.1	14.9	6.9	1480	609
	7/6/2020	1.5	600	730	<0.5	<4	25	1970	0.3J+	1110	<0.02UJ	5.6	6.4	6.7	1470	575J+
	9/28/2020	2.28	210	260	<0.5	<4	8	631	0.1	321	9.9J-	4.1	4.1	6.4	449	82
	1/11/2021	4.36	570	690	<0.5	<4	16	1800	0.2	918	<0.01UJ	6.0	6.2	6.7J+	1400	518
	4/1/2021	3.65	480	580	<0.5	<4	18	1580	0.3	747	0.04	4.5	4.5	6.8J+	1190	432
	7/6/2021	0.58	130	160	<0.5	<4	3	352J+	0.2J-	144	0.39	3.2	3.0	6.4	222J+	37
	10/5/2021	2.18	540	660	<0.5	<4	8	1510	0.2	786	0.04	5.9	6.1	6.7J+	1120J	348
	1/5/2022	0.21	530	650	<0.5	<4	17	1840	0.1	1050	<0.01	6.2	6.2	6.7	1440	590
	5/24/2022	2.12	480	580	<0.5	<4	23	2210	0.1	1190	<0.01	6.0	6.0	6.5	1810	845
AMW-13B	11/27/2017	0.61	88	110	<0.5	<4	7	305	1.5	84	0.51	<0.5	<0.5	7.4	209	46
	2/5/2018	0.05	86	100	<0.5	<4	7	312	1.4	86	0.49	<0.5	<0.5	7.4	217	46
	4/9/2018	0.7	88	110	<0.5	<4	7	308	1.3	87	0.46J-	<0.5	<0.5	7.4	216	46
	7/9/2018	0.59	85	100	<0.5	<4	7	300	1.5	82	0.54	<0.5	<0.5	7.5	198	42
	10/2/2018	1.12	88	110	<0.5	<4	7	312	1.6	82	0.51	<0.5	<0.5	7.5	202	47
	1/14/2019	2.1	90	110	<0.5	<4	7	307	1.4	82	0.45J-	<0.5	<0.5	7.5	184	47
	4/8/2019	1.58	87	110	<0.5	<4	7	305	1.4	88	0.43	<0.5	<0.5	7.5	203	50
	7/15/2019	2.49	86	100	<0.5	<4	7	309	1.5	85	0.51	<0.5	<0.5	7.5	201	48
	10/1/2019	0.15	88	110	<0.5	<4	7	308	1.4	84	0.49J+	<0.5	<0.5	7.4	212	47
	1/15/2020	1.45	85	100	<0.5UJ	<4	7	309	1.5	84	0.46	0.8	1	7.4	205	49
	4/7/2020	0.64	88	110	<0.5	<4	7	308	1.4	83	0.45	1	1.2	7.4	198	50
	7/6/2020	3.26	89	110	<0.5	<4	7	312	1.7J+	83	0.48	<0.5	<0.5	7.4	221	50J+
	9/28/2020	1.18	88	110	<0.5	<4	7	299	1.4	88	0.48J-	<0.5	<0.5	7.4	224	48
	1/11/2021	0.01	87	110	<0.5	<4	7	304	1.4	89	0.5J-	<0.5	<0.5	7.4J+	192	49
	4/1/2021	1.46	86	100	<0.5	<4	7	308	1.6	85	0.47J-	<0.5	<0.5	7.4	202	49
	7/6/2021	0.48	88	110	<0.5	<4	6	308J+	1.3J-	86	0.48	<0.5	<0.5	7.3	197J+	45J-
	10/5/2021	1.7	88	110	<0.5	<4	7	308	1.5	93	0.53	<0.5	<0.5	7.4J+	205J-	47
	1/5/2022	1.01	87	110	<0.5	<4	7	303	1.6	87	0.52	<0.5	<0.5	7.4	206	49
	5/25/2022	3.35	88	110	<0.5	<4	7	305	1.5	86	0.53	<0.5	<0.5	7.4	208	47

Attachment 1

Parrot Tailings Waste Removal Project

CSM Addendum

NON-METALS

Sample ID	Sample Date	A/C Balance	Alkalinity, Total ($CaCO_3$)	Bicarbonate (HCO_3)	Bromide	Carbonate (CO_3)	Chloride	Conductivity (25° C)	Fluoride	Hardness ($CaCO_3$)	Nitrogen (NO_3+NO_2 as N)	Organic Carbon, Dissolved	Organic Carbon, Total	pH	Solids, Total Dissolved (180° C)	Sulfate
		(%)	(mg/L)	(mg/L)	(mg/L)	(mg/L)	(mg/L)	(umhos/cm)	(mg/L)	(mg/L)	(mg/L)	(mg/L)	(mg/L)	(s.u.)	(mg/L)	(mg/L)
AMW-13B2	11/28/2017	0.41	87	110	<0.5	<4	7	332	1.6	93	0.49	<0.5	<0.5	7.4	228	60
	2/5/2018	0.3	85	100	<0.5	<4	7	324	1.4	88	0.49	<0.5	<0.5	7.4	218	52
	4/9/2018	0.33	87	110	<0.5	<4	7	318	1.4	89	0.46J-	<0.5	<0.5	7.4	231	51
	7/9/2018	0.39	83	100	<0.5	<4	7	359	1.4	104	0.49	<0.5	<0.5	7.4	244	72
	10/2/2018	1.08	87	110	<0.5	<4	7	323	1.6	85	0.5	<0.5	<0.5	7.5	204	53
	1/14/2019	1.59	86	100	<0.5	<4	7	326	1.5	89	0.44J-	<0.5	<0.5	7.4	198	57
	4/8/2019	1.95	85	100	<0.5	<4	7	316	1.5	91	0.42	<0.5	<0.5	7.5	213	57
	7/15/2019	3.2	85	100	<0.5	<4	7	322	1.6	88	0.5	<0.5	<0.5	7.4	213	55
	10/1/2019	0.41	86	100	<0.5	<4	7	320	1.5	88	0.48J+	<0.5	<0.5	7.4	214	54
	1/15/2020	0.58	84	100	<0.5UJ	<4	7	320	1.6	84	0.47	0.8	0.8	7.5	213	55
	4/7/2020	0.68	87	110	<0.5	<4	7	316	1.4	86	0.45	0.9	0.9	7.4	208	54
	7/6/2020	3.26	88	110	<0.5	<4	7	329	1.7J+	89	0.48	<0.5	<0.5	7.4	225	59J+
	9/28/2020	1.11	87	110	<0.5	<4	7	306	1.5	90	0.48J-	<0.5	<0.5	7.4	226	52
	1/11/2021	0.19	86	100	<0.5	<4	7	323	1.5	93	0.49J-	<0.5	<0.5	7.4J+	196	58
	4/1/2021	1.09	84	100	<0.5	<4	7	316	1.7	87	0.46J-	<0.5	<0.5	7.5J+	209	54
	7/6/2021	0.44	86	100	<0.5	<4	6	324J+	1.4J-	90	0.47	<0.5	<0.5	7.4	205J+	52J-
	10/5/2021	1.87	87	110	<0.5	<4	7	314	1.5	92	0.52	<0.5	<0.5	7.5J+	206J-	49
	1/5/2022	1.03	88	110	<0.5	<4	7	310	1.6	90	0.51	<0.5	<0.5	7.4	207	53
	5/25/2022	3.07	89	110	<0.5	<4	7	311	1.6	88	0.53	<0.5	<0.5	7.4	201	52
AMW-13C	11/28/2017	1.12	58	70	<0.5	<4	7	726	1.1	247	0.16	<0.5	<0.5	6.8	539	291
	2/5/2018	1.01	55	67	<0.5	<4	7	725	1	244	0.15	<0.5	<0.5	6.8	514	282
	4/9/2018	0.02	58	71	<0.5	<4	7	712	1	246	0.14J-	<0.5	<0.5	6.9	527	277
	7/9/2018	0.42	57	69	<0.5	<4	7	713	1.1	240	0.16	<0.5	<0.5	6.9	501	276
	10/2/2018	1.44	58	70	<0.5	<4	7	728	1.2	237	0.18	<0.5	<0.5	7	500	277
	1/14/2019	0.66	59	71	<0.5	<4	7	705	1.1	235	0.14J-	<0.5	<0.5	6.9	481	268
	4/8/2019	1.61	57	69	<0.5	<4	7	681	1.1	235	0.14	<0.5	<0.5	7	489	270
	7/15/2019	2.34	58	71	<0.5	<4	7	695	1.2	232	0.15	<0.5	<0.5	6.9	499	266
	10/1/2019	0.45	58	71	<0.5	<4	7	692	1.1	230	0.16J+	<0.5	<0.5	6.9	504	255
	1/15/2020	0.51	57	69	<0.5UJ	<4	7	681	1.2	219	0.16	0.6	0.7	7	501	257
	4/7/2020	0.11	59	71	<0.5	<4	7	675	1.1	226	0.15	0.8	0.8	6.9	486	262
	7/6/2020	0.67	60	72	<0.5	<4	7	684	1.3J+	230	0.16	<0.5	<0.5	6.9	490	255J+
	9/28/2020	0.09	60	72	<0.5	<4	7	656	1.2	234	0.16J-	<0.5	<0.5	6.9	503	253
	1/12/2021	1.57	58	70	<0.5	<4	7	659	1.1	232	0.17J-	<0.5	<0.5	6.9J+	476	250
	4/1/2021	0.97	58	71	<0.5	<4	7	668	1.2	221	0.15J-	<0.5	<0.5	6.9	473	250
	7/6/2021	3.35	61	74	<0.5	<4	6	670J+	1J-	229	0.16	<0.5	<0.5	6.8	467J+	229J-
	10/5/2021	2.21	59	72	<0.5	<4	7	666	1.1	230	0.17	<0.5	<0.5	7J+	481J-	242
	1/5/2022	0.27	58	70	<0.5	<4	7	652	1.2	225	0.17	<0.5	<0.5	7	472	250
	5/25/2022	2.08	59	71	<0.5	<4	7	656	1.2	220	0.17	<0.5	<0.5	6.8	466	248

Attachment 1

Parrot Tailings Waste Removal Project

CSM Addendum

NON-METALS

Sample ID	Sample Date	A/C Balance	Alkalinity, Total ($CaCO_3$)	Bicarbonate (HCO_3)	Bromide	Carbonate (CO_3)	Chloride	Conductivity (25° C)	Fluoride	Hardness ($CaCO_3$)	Nitrogen (NO_3+NO_2 as N)	Organic Carbon, Dissolved	Organic Carbon, Total	pH	Solids, Total Dissolved (180° C)	Sulfate
		(%)	(mg/L)	(mg/L)	(mg/L)	(mg/L)	(mg/L)	(umhos/cm)	(mg/L)	(mg/L)	(mg/L)	(mg/L)	(mg/L)	(s.u.)	(mg/L)	(mg/L)
AMW-20	12/11/2017	4.6	4	5	<0.5	<4	23	2200	1.5	983	1.43	2.1	1.9	5.3	2030	1280
	2/16/2018	2.78	5	5	<0.5	<4	21	2150	1.1	967	1.08	2.2	2.2	5.1	1940	1220
	4/16/2018	4.09	9	11	<0.5	<4	25	2130	1.4J-	1080	2.04J-	1.8	2.5	5.3	1870	1230J-
	6/28/2018	0.99	24	28	<0.5	<4	35	2080	1.3	1150	1.82J-	1.1	1.9	5.4	1780	1120
	10/2/2018	2.59	9	10	<0.5	<4	37	2170	2.1	1000	0.47	2.0	2.0	5.2	1940	1200
	1/18/2019	2.8	10	12	<0.5	<4	39	2130	1.4	1000	1.08J-	2.0	2.0	5.3	1970	1200
	4/12/2019	3.85	7	7	<0.5	<4	31	2110	1.6	1010	1.14	2.1	2.0	5.1	1870	1270
	7/17/2019	4.07	12	14	<0.5UJ	<4	47	2080	1.4	968	1.3	1.8	1.8	5.3	1830	1090
	1/22/2020	2.95	8	9	<0.5	<4	30	2120	1.2	985	0.37	2.9	2.9	5.1	1940	1200
	4/14/2020	3.44	9	11	<0.5	<4	31	2020	1.2	1040	1.69J-	3.2	3.2	5.2	1860	1160
	7/10/2020	1.68	6	6	<0.5	<4	29	2060	1.1	978	0.92	2.6	2.9	4.9	1840	1150
	10/2/2020	0.44	15	18	<0.5	<4	36	1900	1J-	1070	1.47J-	1.8	1.8	5.3	1720	1060
	1/19/2021	4.72	5	6	<0.5	<4	37	1960	1.4J-	982	0.43J-	1.7	1.7	5	1890	1250
	4/8/2021	4.51	5	6	<0.5	<4	34	2030	1.1	1000	0.83	1.9	1.9	5J+	1890	1150
	7/12/2021	3.81	4	5	<0.5	<4	35	1970J+	1.1	959	1.45J-	1.9	1.9	4.8J-	1820J+	1070
	10/13/2021	3.1	8	9	<0.5	<4	40	1980	1.2	1040	2.09	2.0	2.0	5J+	1830J+	1110
	1/13/2022	1.71	<4	<4	<0.5	<4	37	2000	1.4	1020	0.74	3.8	1.8	4.3	1880	1090
	5/31/2022	4.45	7	8	<0.5	<4	49	2030	1.2	1050	2.76	1.7	1.7	5	1800	1140
BPS07-07	11/28/2017	0.19	93	110	<0.5	<4	13	295	2	83	<0.01	1.3	1.3	6.8	196	29
	2/6/2018	1.18	86	100	<0.5	<4	13	299	1.8	83	0.02	1.1	1.2	6.9	189	29
	4/9/2018	0.68	88	110	<0.5	<4	12	287	1.7	79	0.02J-	1.2	1.2	6.9	193	29
	1/14/2019	1.14	87	110	<0.5	<4	12	284	1.8J-	76	<0.01	1.1	1.1	6.8	162	30
	10/1/2019	0.11	80	97	<0.5	<4	10	277	1.8	78	0.01	1.0	1.0	6.8	179	33
	1/15/2020	2.01	80	97	<0.5	<4	11	277	1.9	72	0.02J-	2.2	2.1	7.1	167	34
	7/6/2020	3.18	82	100	<0.5	<4	11	286	2.1J+	75	0.02	2.0	2.0	6.9	185	37J+
	1/11/2021	0.11	81	99	<0.5	<4	11	274	1.8	76	<0.01	1.1	1.0	6.8	172	32
	4/2/2021	2.37	75	91	<0.5	<4	11	278	2	73	0.02	1.1	1.0	6.8	173	36
	7/6/2021	0.84	82	99	<0.5UJ	<4	10	282J+	1.6J-	76	<0.01	0.5	1.1	6.8	179J+	30
	10/7/2021	0.86	82	99	<0.5	<4	11	280	1.7	76	<0.01	1.4	1.0	7J-	184J-	33
	1/5/2022	1.36	81	98	<0.5	<4	12	280	1.9	78	<0.01	1.1	1.0	6.9	177	35
	5/25/2022	0.38	82	100	<0.5	<4	12	281	1.8	80	<0.01	1.2	1.1	6.8	184	33

Attachment 1

Parrot Tailings Waste Removal Project

CSM Addendum

NON-METALS

Sample ID	Sample Date	A/C Balance	Alkalinity, Total ($CaCO_3$)	Bicarbonate (HCO_3)	Bromide	Carbonate (CO_3)	Chloride	Conductivity (25° C)	Fluoride	Hardness ($CaCO_3$)	Nitrogen (NO_3+NO_2 as N)	Organic Carbon, Dissolved	Organic Carbon, Total	pH	Solids, Total Dissolved (180° C)	Sulfate
		(%)	(mg/L)	(mg/L)	(mg/L)	(mg/L)	(mg/L)	(umhos/cm)	(mg/L)	(mg/L)	(mg/L)	(mg/L)	(mg/L)	(s.u.)	(mg/L)	(mg/L)
BPS07-07B	12/6/2017	5.02	83	100	<0.5	<4	10	750	1.9	192	0.47	0.8	1	7.1	516	263
	2/6/2018	1.85	75	91	<0.5	<4	9	740	1.7	215	0.44	<0.5	<0.5	7.1	524	263
	4/9/2018	1.91	78	94	<0.5	<4	9	805	1.5	244	0.27J-	<0.5	<0.5	7	590	302
	7/9/2018	1.51	72	88	<0.5	<4	9	730	1.7	212	0.41J-	<0.5	<0.5	7	518	259
	10/2/2018	1.12	75	91	<0.5	<4	10	698	1.9	223	0.5	<0.5	<0.5	7.1	494	248
	1/15/2019	0.35	75	90	<0.5	<4	10	696	1.7J-	206	0.53	<0.5	<0.5	7	479	242
	4/8/2019	1.72	73	89	<0.5	<4	9	756	1.6	249	0.38J-	<0.5	<0.5	7	523	274
	7/15/2019	0.48	73	89	<0.5	<4	10	707	1.8	222	0.51	<0.5	<0.5	6.9	504	254
	10/1/2019	1.98	73	89	<0.5	<4	9	705	1.7	219	0.51	<0.5	<0.5	6.9	506	240
	1/15/2020	2.3	73	89	<0.5	<4	10	635	1.8	184	0.67J-	1.1	1.1	7	439	215
	4/7/2020	1.64	74	90	<0.5	<4	9	814	1.4	249	0.25	<0.5	<0.5	6.9	584	311
	7/6/2020	1.87	74	90	<0.5	<4	9	652	1.9J+	185	0.66	0.9	1.1	7	461	217J+
	9/29/2020	0.33	76	92	<0.5	<4	10	631	1.7J+	210	0.65J-	<0.5	<0.5	6.9	465	226J+
	1/12/2021	0.91	72	87	<0.5	<4	10	692	1.5	214	0.57	<0.5	<0.5	6.9J+	481	247
	4/2/2021	3.45	74	89	<0.5	<4	10	671	1.6	193	0.63	<0.5	<0.5	6.9J+	461	230
	7/6/2021	4.09	74	90	<0.5UJ	<4	9	744J+	1.3J-	226	0.45	<0.5	<0.5	6.9	512J+	228
	10/7/2021	0.37	74	89	<0.5	<4	9	714	1.5	218	0.56	<0.5	<0.5	7	511J-	247
	1/5/2022	0.46	73	89	<0.5	<4	10	678	1.7	218	0.66	<0.5	<0.5	7	471	242
	5/25/2022	4.99	74	89	<0.5	<4	10	717	1.5	259	0.6	<0.5	<0.5	7.6	514	258
BPS07-11A	12/4/2017	4.38	21	25	<0.5	<4	50	610	0.5	194	2.65	1.2	1.2	5.6	433	181
	2/9/2018	3.4	22	26	<0.5	<4	44	710	0.5	261	0.82	1.2	1.2	5.4	516	248
	4/13/2018	2.78	20	24	<0.5	<4	26	711	0.4J-	260	1.34J-	1.1	1.2	5.4	531	271
	6/28/2018	0.23	51	62	<0.5	<4	27	816	0.4	320	1.91J-	1.4	1.5	5.8	591	288
	10/5/2018	1.34	250	300	<0.5	<4	19	686	1.5	300	2.66J-	3.2	3.1	6.6	436	76
	1/17/2019	2.01	33	40	<0.5	<4	22	889	0.5	390	1.26J-	1.2	1.1	5.6	682	398
	4/11/2019	1.51	23	28	<0.5	<4	23	784	0.4J-	347	1.54J-	1.1	1.0	5.5	582	332
	7/17/2019	3.79	84	100	<0.5	<4	34	650	0.8	278	3.22	1.8	1.7	6.1	475	175
	10/4/2019	3.77	180	220	<0.5	<4	19	605	1.4	261	3.13J-	5.4	5.4	6.5	396	87
	1/22/2020	4.31	25	30	<0.5	<4	25	825J	0.4J-	383	1.73	2.4	2.7	5.6	628	336
	4/13/2020	2.56	19	23	<0.5	<4	35	722	0.4J-	279	3J-	2.4	2.8	5.4	543	267J+
	7/8/2020	0.84	220	260	<0.5	<4	24	713	1.3J-	285	5.17J-	5.2	5.8	6.6	492	103
	1/19/2021	4.7	25	30	<0.5	<4	18	654	0.4	247	1.88	1.2	1.2	5.4J+	525	265
	4/6/2021	3.3	19	23	<0.5UJ	<4	18	547	0.4	196	2.29	1.1	1.0	5.3J+	410	211
	7/12/2021	3.95	11	13	<0.5	<4	21	409J+	0.3	110	0.25	1.1	1.0	5.1J+	325J+	128
	10/13/2021	4.41	12	14	<0.5	<4	35	480	0.4	149	1.25	1.3	1.2	5.2J+	354	142
	1/12/2022	7.78	20	24	<0.5	<4	23	736	0.4	336	0.88	1.1	1.2	5.4	560	277
	5/27/2022	3.56	20	24	<0.5	<4	20	631	0.4	212	3.24	1.0	1.0	5.4	469	232

Attachment 1

Parrot Tailings Waste Removal Project

CSM Addendum

NON-METALS

Sample ID	Sample Date	A/C Balance	Alkalinity, Total ($CaCO_3$)	Bicarbonate (HCO_3)	Bromide	Carbonate (CO_3)	Chloride	Conductivity (25° C)	Fluoride	Hardness ($CaCO_3$)	Nitrogen (NO_3+NO_2 as N)	Organic Carbon, Dissolved	Organic Carbon, Total	pH	Solids, Total Dissolved (180° C)	Sulfate
		(%)	(mg/L)	(mg/L)	(mg/L)	(mg/L)	(mg/L)	(umhos/cm)	(mg/L)	(mg/L)	(mg/L)	(mg/L)	(mg/L)	(s.u.)	(mg/L)	(mg/L)
BPS07-11B	12/4/2017	4.12	5	6	<0.5	<4	81	2010	0.4	839	0.07	1.2	1.2	5	1750	1080
	2/9/2018	1.66	4	4	<0.5	<4	79	1950	0.4	845	0.07	1.1	1.1	5	1640	1020
	4/13/2018	1.02	5	5	<0.5	<4	81	1940	0.4J-	840	0.11J-	0.9	1.3	5	1650	997
	6/28/2018	0.72	<4	4	<0.5	<4	78	1890	0.4	809	0.03J-	1.1	1.2	5	1590	920
	10/5/2018	0.58	<4	<4	<0.5	<4	81	1920	0.4	827	0.04J-	1.2	1.1	5	1680	961
	1/17/2019	4.49	<4	<4	<0.5	<4	92	1900	0.5	817	0.06J-	1.3	1.2	5	1620	1020
	4/11/2019	0.26	<4	<4	<0.5	<4	88	1900	0.4J-	885	0.03J-	1.2	1.2	5	1620	1010
	7/17/2019	0.34	5	5	<0.5	<4	84	2020	0.4	948	<0.01	1.1	1.1	5	1870	1070
	10/4/2019	1.04	4	5	<0.5	<4	84	2040	0.4	902	0.01J-	2.0	1.8	4.9	1750	1050
	1/22/2020	2.51	6	6	<0.5	<4	89	1850J	0.5J-	785	0.02	2.0	2.1	5	1560	932
	4/13/2020	2.39	<4	4	<0.5	<4	92	1900	0.4J-	834	0.03J-	2.1	2.3	5	1650	995J+
	7/8/2020	0.64	5	5	<0.5	<4	73	1880	0.2J-	881	<0.02UJ	2.0	2.0	5.1	1600	979
	1/19/2021	3.45	5	6	<0.5	<4	92	1560	0.4	631	<0.01	1.3	1.3	5J+	1320	757
	4/6/2021	1.25	<4	<4	<0.5UJ	<4	83	1680	0.3	714	<0.01	1.2	1.1	5	1450	788
	7/12/2021	4.04	4	4	<0.5	<4	72	1730J+	0.2	747	<0.01	1.3	1.1	5.1J+	1530J+	801
	10/13/2021	0.02	5	5	<0.5	<4	76	1450	0.3	578	<0.01	1.2	1.3	5J+	1190	647
	1/12/2022	0.71	4	4	<0.5	<4	78	1220	0.5	433	<0.01	1.2	1.2	5.1	933	492
	5/27/2022	2.54	5	6	<0.5	<4	75	1270	0.3	457	<0.01	1.1	1.1	5.1	1020	543
BPS07-23	11/28/2017	1.34	420	520	<0.5	<4	87	1330	1.1	535	0.04	5.1	5	7	859	181
	2/5/2018	0.66	320	400	<0.5	<4	76	1200	0.9	460	0.01	3.9	4.0	7	778	194
	4/9/2018	1.34	400	490	<0.5	<4	74	1240	1	504	0.02J-	5.9	6.0	7.1	818	178
	7/9/2018	0.92	300	360	<0.5	<4	75	1190	0.8	453	<0.01J-	3.4	3.5	7	778	216
	10/2/2018	1.46	340	410	<0.5	<4	79	1230	1	481	0.02	3.6	3.7	7.1	816	217
	1/15/2019	0.32	380	460	<0.5	<4	81	1290	0.9J-	518	0.03	4.4	4.3	7.1	790	207
	4/9/2019	0.94	430	530	<0.5	<4	84	1400	1.4	573	0.03	5.3	5.5	7	857	206
	7/15/2019	0.11	370	450	<0.5	<4	74	1240	1	516	<0.01	4.5	4.2	7	819	207
	10/1/2019	0.35	390	480	<0.5	<4	77	1410	1.2	589	0.03	5.5	5.4	7	951	264
	1/16/2020	1.56	380	460	<0.5	<4	75	1310	1.1	518	0.01	4.3	4.5	7	865	225
	4/7/2020	0.48	450	550	<0.5	<4	90	1460	0.8	618	0.02	5.6	5.6	7	957	241
	7/6/2020	1.89	430	530	<0.5	<4	137	1670	1.6J+	676	<0.01	11.4	11.3	7.1	1100	290J+
	9/29/2020	0.57	390	470	<0.5	<4	66	1140	1J+	509	0.03J-	4.5	4.5	7	813	194J+
	1/12/2021	1.37	460	560	<0.5	<4	77	1310	1.3	538	<0.01	5.1	5.2	7	837	166
	4/2/2021	3.35	460	560	<0.5	<4	85	1410	1.2	560	0.01	5.9	5.7	7.1J+	891	196
	7/6/2021	2.82	360	440	<0.5UJ	<4	57	1230J+	0.9J-	501	<0.01	4.6	4.7	7J-	796J+	189
	10/7/2021	1.4	340	420	<0.5	<4	51	1160	1	453	<0.01	3.7	3.5	7	777J-	211
	1/5/2022	0.7	370	450	<0.5	<4	57	1160	1.1	493	<0.01	4.0	4.2	7	770	200
	5/25/2022	0.33	350	420	<0.5	<4	59	1170	1.2	482	<0.01	3.8	4.1	7	784	214

Attachment 1

Parrot Tailings Waste Removal Project

CSM Addendum

NON-METALS

Sample ID	Sample Date	A/C Balance	Alkalinity, Total ($CaCO_3$)	Bicarbonate (HCO_3)	Bromide	Carbonate (CO_3)	Chloride	Conductivity (25° C)	Fluoride	Hardness ($CaCO_3$)	Nitrogen (NO_3+NO_2 as N)	Organic Carbon, Dissolved	Organic Carbon, Total	pH	Solids, Total Dissolved (180° C)	Sulfate
		(%)	(mg/L)	(mg/L)	(mg/L)	(mg/L)	(mg/L)	(umhos/cm)	(mg/L)	(mg/L)	(mg/L)	(mg/L)	(mg/L)	(s.u.)	(mg/L)	(mg/L)
BPS11-10A	11/30/2017	0.61	130	160	<0.5	<4	38	888	3.1	296	4.33	2.9	3	6.7	585	233
	2/7/2018	2.69	130	160	<0.5	<4	37	817	1.9	305	3.96	2.6	2.5	6.5	552	204
	4/10/2018	1.51	200	240	<0.5	<4	34	864	6.8	332	2J-	3.2	3.2	6.7	572	165
	7/10/2018	4.89	160	190	<0.5	<4	44	985	5.4	328	3.11	3.5	3.3	6.6	615	233
	10/3/2018	3.33	110	130	<0.5	<4	31	792	2	277	3.8	2.3	2.3	6.7	528	219
	1/15/2019	2.5	130	160	<0.5	<4	31	1000	2.7J-	392	4.16	3.5	3.4	6.6	697	306
	4/9/2019	0.54	120	150	<0.5	<4	28	782	1.3	322	4.34	2.4	2.4	6.6	525	221
	7/16/2019	4.71	180	220	<0.5	<4	37	1120	4.4	418	2.88	4.5	4.3	6.6	805	336
	10/2/2019	0.02	140	170	<0.5	<4	31	953	3.8J+	372	3.37J+	3.8	3.8	6.6	647	278
	1/16/2020	0.88	140	170	<0.5	<4	30	943	2.3	384	4.5	3.6	3.3	6.6	674	276
	4/8/2020	1.53J	140J	170J	<0.5	<4	30	899J	1.7J	356J	4.65J	5.6	5.5	6.6J	614J	254J
	7/7/2020	2.54	210	260	<0.5	<4	56	1180	6.1J-	405	2.11J-	4.4	4.3	6.6	802	286
BPS11-10B	11/30/2017	2.93	57	69	<0.5	<4	25	1290	0.6	485	1	<0.5	<0.5	6.5	983	592
	2/7/2018	1.1	57	69	<0.5	<4	25	1300	0.6	506	1.08	<0.5	<0.5	6.4	1000	589
	4/10/2018	3.39	58	71	<0.5	<4	24	1280	0.5	553	0.98J-	<0.5	<0.5	6.5	1000	579
	7/10/2018	2.11	57	69	<0.5UJ	<4	23	1260	0.6	467	0.97	<0.5	<0.5	6.6	944	564
	10/3/2018	1.92	59	71	<0.5UJ	<4	22	1210	0.7	432	0.67	<0.5	<0.5	6.7	898	527
	1/15/2019	0.86	59	72	<0.5	<4	24	1260	0.6J-	490	0.92	<0.5	<0.5	6.5	962	570
	4/9/2019	1.57	58	70	<0.5	<4	24	1210	0.6	477	0.83	<0.5	<0.5	6.5	909	565
	7/16/2019	1.38	58	70	<0.5	<4	24	1260	0.6	486	0.81	<0.5	<0.5	6.5	992	566
	10/2/2019	1.21	60	73	<0.5	<4	22	1180	0.7J+	442	0.5J+	<0.5	<0.5	6.6	892	521
	1/16/2020	3.39	58	70	<0.5	<4	25	1290	0.6	502	0.88	<0.5	<0.5	6.7	1010	588
	4/8/2020	0.66J	60J	72J	<0.5	<4	23	1280J	0.5J	478J	0.75J	1.3	1.3	6.5J	986J	576J
	7/7/2020	1.09	58	71	<0.5	<4	25	1300	0.7J-	509	0.91	<0.5	<0.5	6.5	1010	596
	9/29/2020	1.99	59	71	<0.5	<4	24	1170	0.6J-	474	0.72	<0.5	<0.5	6.5	983	572
	1/13/2021	0.21	58	70	<0.5	<4	25	1270	0.6	515	0.98	<0.5	<0.5	6.4J+	981	588
	4/2/2021	0.99	58	70	<0.5	<4	26	1330	0.6	521	0.98J-	<0.5	<0.5	6.5J+	1030	604
	7/7/2021	2.2	58	70	<0.5UJ	<4	24	1320J+	0.6	530	0.93	<0.5	<0.5	6.6J+	1030	564
	10/7/2021	0.82	59	71	<0.5UJ	<4	25	1320	0.6	526	0.92	<0.5	<0.5	6.6J+	1040J-	603
	1/7/2022	1.62	58	70	<0.5	<4	26	1350	0.6	541	1.11	<0.5	<0.5	6.5	1020	585
	5/25/2022	0.05	58	70	<0.5	<4	26	1310	0.6	543	1.12	<0.5	<0.5	6.5	1020	604

Attachment 1

Parrot Tailings Waste Removal Project

CSM Addendum

NON-METALS

Sample ID	Sample Date	A/C Balance	Alkalinity, Total ($CaCO_3$)	Bicarbonate (HCO_3)	Bromide	Carbonate (CO_3)	Chloride	Conductivity (25° C)	Fluoride	Hardness ($CaCO_3$)	Nitrogen (NO_3+NO_2 as N)	Organic Carbon, Dissolved	Organic Carbon, Total	pH	Solids, Total Dissolved (180° C)	Sulfate
		(%)	(mg/L)	(mg/L)	(mg/L)	(mg/L)	(mg/L)	(umhos/cm)	(mg/L)	(mg/L)	(mg/L)	(mg/L)	(mg/L)	(s.u.)	(mg/L)	(mg/L)
BPS11-10C	11/30/2017	2.42	68	82	<0.5	<4	11	1060	0.6	390	0.19	<0.5	<0.5	6.8	786	468
	2/7/2018	0.73	68	83	<0.5	<4	11	1060	0.6	399	0.18	<0.5	<0.5	6.8	812	459
	4/10/2018	1.89	71	86	<0.5	<4	11	1050	0.5	436	0.18J-	<0.5	<0.5	6.8	823	461
	7/10/2018	0.8	69	84	<0.5	<4	11	1070	0.6	395	0.19	<0.5	<0.5	6.9	771	458
	10/3/2018	2.91	72	87	<0.5	<4	11	1080	0.7	381	0.19	<0.5	<0.5	7	798	466
	1/15/2019	0.32	71	86	<0.5	<4	11	1060	0.6J-	396	0.17	<0.5	<0.5	6.8	793	455
	4/9/2019	0.82	70	85	<0.5	<4	11	1040	0.6	407	0.16	<0.5	<0.5	6.8	761	466
	7/16/2019	1.59	70	84	<0.5	<4	11	1060	0.6	398	0.19	<0.5	<0.5	6.8	831	463
	10/2/2019	0.76	72	87	<0.5	<4	11	1060	0.6J+	402	0.18J+	<0.5	<0.5	6.9	794	458
	1/16/2020	1.01	69	84	<0.5	<4	11	1050	0.7	392	0.18	<0.5	<0.5	6.9	798	450
	4/8/2020	1.11J	71J	86J	<0.5	<4	10	1040J	0.5J	382J	0.18J	1.1	1.1	6.8J	794J	457J
	7/7/2020	0.15	71	86	<0.5	<4	11	1050	0.7J-	401	0.16J-	<0.5	<0.5	6.9	810	454
	9/29/2020	2.2	71	86	<0.5	<4	11	980	0.6J-	387	0.18	<0.5	<0.5	6.8	809	464
	1/13/2021	0.61	68	83	<0.5	<4	10	1030	0.6	405	0.19	<0.5	<0.5	6.8J+	773	454
	4/2/2021	1.47	70	85	<0.5	<4	11	1060	0.6	398	0.17J-	<0.5	<0.5	6.8	805	465
	7/7/2021	2.29	70	85	<0.5UJ	<4	10	1060J+	0.6	400	0.17	<0.5	<0.5	6.8J+	799	425
	10/7/2021	0.85	71	86	<0.5UJ	<4	10	1040	0.6	402	0.18	<0.5	<0.5	7J+	794J-	443
	1/7/2022	1.76	68	82	<0.5	<4	11	1050	0.6	410	0.2	<0.5	<0.5	6.9	785	442
	5/25/2022	0.34	71	86	<0.5	<4	11	1040	0.7	416	0.2	<0.5	<0.5	6.8	790	464
BPS11-11A1	11/28/2017	0.67	110	130	<0.5	<4	13	360	0.5	125	1.04	1.7	1.8	7	236	43
	2/6/2018	1.14	98	120	<0.5	<4	11	330	0.5	115	1.03	1.4	1.5	7	218	37
	4/10/2018	3.37	90	110	<0.5	<4	73	506	0.4	192	0.69J-	1.9	1.9	7	339	35
	7/9/2018	0.16	89	110	<0.5	<4	17	336	0.5	105	0.99	1.0	0.9	7.2	206	39
	10/2/2018	0.99	89	110	<0.5	<4	12	334	0.6	107	0.89	0.7	0.8	7.1	220	50
	1/14/2019	0.16	93	110	<0.5	<4	11	320	0.5J-	111	0.75	1.0	1.0	7.1	199	43
	4/8/2019	2.49	98	120	<0.5	<4	21	362	0.6	126	0.63	1.1	1.1	7.1	224	48
	7/15/2019	2.36	91	110	<0.5	<4	13	328	0.5	107	0.84	1.3	1.3	7	209	46
	10/1/2019	0.71	87	110	<0.5	<4	9	326	0.5	103	0.95J+	0.7	0.7	7.1	219	52
	1/15/2020	1.45	93	110	<0.5	<4	13	342	0.6	110	0.82	1.8	1.9	7.1	224	48
	4/7/2020	1.56	92	110	<0.5	<4	11	311	0.5	103	0.65	1.9	2.0	7.1	193	42
	7/7/2020	2.02	90	110	<0.5	<4	10	302	0.7J+	98	0.68	0.9	0.9	7.1	200	40J+
	9/28/2020	1.33	100	130	<0.5	<4	14	352	0.5	123	1.19J-	2.0	2.0	7	255	50
	1/12/2021	0.83	100	120	<0.5	<4	12	333	0.6	115	0.86	1.6	1.6	7J+	212	44
	4/1/2021	0.58	94	110	<0.5	<4	22	350	0.6	124	0.68J-	1.3	1.3	7	221	41
	7/7/2021	0.35	96	120	<0.5UJ	<4	17	368J+	0.5	126	1.22	1.6	1.5	7J+	237	47
	10/6/2021	1.41	99	120	<0.5	<4	16	340	0.6	115	0.89	1.6	1.8	7.2J+	250J	39
	1/6/2022	0.42	93	110	<0.5	<4	10	296	0.6	103	0.71	1.2	1.1	7	197	34
	5/24/2022	2.98	94	110	<0.5	<4	15	324	0.6	114	1.14	1.1	1.1	7.1	204	41

Attachment 1

Parrot Tailings Waste Removal Project

CSM Addendum

NON-METALS

Sample ID	Sample Date	A/C Balance	Alkalinity, Total ($CaCO_3$)	Bicarbonate (HCO_3)	Bromide	Carbonate (CO_3)	Chloride	Conductivity (25° C)	Fluoride	Hardness ($CaCO_3$)	Nitrogen (NO_3+NO_2 as N)	Organic Carbon, Dissolved	Organic Carbon, Total	pH	Solids, Total Dissolved (180° C)	Sulfate
		(%)	(mg/L)	(mg/L)	(mg/L)	(mg/L)	(mg/L)	(umhos/cm)	(mg/L)	(mg/L)	(mg/L)	(mg/L)	(mg/L)	(s.u.)	(mg/L)	(mg/L)
BPS11-11A2	11/28/2017	1.01	88	110	<0.5	<4	6	327	0.4	112	0.36	<0.5	<0.5	7.3	219	62
	2/6/2018	0.46	85	100	<0.5	<4	5	346	0.4	121	0.33	<0.5	<0.5	7.3	229	67
	4/10/2018	2.29	87	110	<0.5	<4	6	337	0.4	125	0.31J-	<0.5	<0.5	7.4	231	65
	7/9/2018	0.8	86	100	<0.5	<4	5	314	0.4	103	0.36	<0.5	<0.5	7.4	199	53
	10/2/2018	1.74	86	100	<0.5	<4	6	326	0.4	109	0.35	<0.5	<0.5	7.4	204	62
	1/15/2019	0.66	54	66	<0.5	<4	10	492	0.4J-	175	2.33	<0.5	<0.5	6.9	333	156
	4/8/2019	1.97	86	100	<0.5	<4	6	314	0.4	110	0.29	<0.5	<0.5	7.4	178	61
	7/15/2019	2.23	84	100	<0.5	<4	6	338	0.4	118	0.32	<0.5	<0.5	7.3	214	71
	10/1/2019	0.6	86	100	<0.5	<4	5	320	0.4	108	0.33J+	<0.5	<0.5	7.4	208	58
	1/15/2020	1.19	82	99	<0.5	<4	6	345	0.4	115	0.3	0.8	0.8	7.3	219	73
	4/8/2020	0.87J	86J	100J	<0.5	<4	6	346J	0.4J	119J	0.29J	0.9	1	7.3J	226J	74J
	7/7/2020	2.82	87	110	<0.5	<4	6	339	0.5J+	113	0.32	<0.5	<0.5	7.4	224	67J+
	9/28/2020	2.18	87	110	<0.5	<4	6	329	0.4	116	0.31J-	<0.5	<0.5	7.3	235	70
	1/12/2021	0.12	86	100	<0.5	<4	6	340	0.4	123	0.32	<0.5	<0.5	7.3J+	221	72
	4/1/2021	1.05	88	110	<0.5	<4	6	339	0.4	122	0.33J-	<0.5	<0.5	7.3	225	70
	7/6/2021	0.15	85	100	<0.5UJ	<4	6	355J+	0.4	125	0.29	<0.5	<0.5	7.3J+	234	72
	10/6/2021	1.61	85	100	<0.5UJ	<4	6	344	0.4	121	0.31	<0.5	<0.5	7.4J+	252J	71
	1/7/2022	0.52	88	110	<0.5	<4	6	327	0.4	118	0.37	<0.5	<0.5	7.3	215	62
	5/24/2022	1.54	87	100	<0.5	<4	6	345	0.4	128	0.33	<0.5	<0.5	7.3	225	74
BPS11-11B	11/28/2017	1.64	55	67	<0.5	<4	13	943	0.6	366	0.23	<0.5	<0.5	6.7	726	411
	2/6/2018	0.71	53	64	<0.5	<4	13	946	0.5	379	0.22	<0.5	<0.5	6.7	713	410
	4/10/2018	1.43	55	67	<0.5	<4	13	944	0.5	395	0.22J-	<0.5	<0.5	6.7	721	409
	7/9/2018	1.44	53	64	<0.5	<4	13	965	0.5	364	0.23	<0.5	<0.5	6.8	673	406
	10/2/2018	1.73	55	66	<0.5	<4	13	960	0.5	367	0.23	<0.5	<0.5	6.8	704	411
	1/14/2019	0.14	55	66	<0.5	<4	13	945	0.5J-	389	0.21	<0.5	<0.5	6.7	711	409
	4/8/2019	1.9	54	65	<0.5	<4	12	929	0.5	373	0.19	<0.5	<0.5	6.7	683	410
	7/15/2019	1.42	53	65	<0.5	<4	13	942	0.5	377	0.22	<0.5	<0.5	6.7	726	408
	10/1/2019	0.99	55	66	<0.5	<4	12	942	0.6	364	0.22J+	<0.5	<0.5	6.7	713	381
	1/15/2020	1.2	52	63	<0.5	<4	12	940	0.5	356	0.22	0.6	0.5	6.8	725	400
	4/7/2020	0.33	54	66	<0.5	<4	12	931	0.5	371	0.21	0.7	0.9	6.7	712	407
	7/7/2020	0.71	55	66	<0.5	<4	12	955	0.6J+	367	0.21	<0.5	<0.5	6.8	710	397J+
	9/28/2020	0.39	54	66	<0.5	<4	12	908	0.5	371	0.23J-	<0.5	<0.5	6.7	728	404
	1/12/2021	0.07	52	63	<0.5	<4	12	932	0.5	381	0.22	<0.5	<0.5	6.7J+	709	410
	4/1/2021	0.44	54	65	<0.5	<4	13	950	0.6	381	0.2J-	<0.5	<0.5	6.8J+	708	410
	7/6/2021	2.58	52	63	<0.5UJ	<4	12	951J+	0.5	381	0.2	<0.5	<0.5	6.7J+	715	381
	10/6/2021	0.61	54	66	<0.5	<4	12	946	0.5	371	0.22	<0.5	<0.5	7J+	736J	397
	1/7/2022	0.03	54	65	<0.5	<4	12	930	0.6	377	0.22	<0.5	<0.5	6.7	712	401
	5/24/2022	0.93	53	64	<0.5	<4	12	937	0.6	384	0.23	<0.5	<0.5	6.6	711	409

Attachment 1

Parrot Tailings Waste Removal Project

CSM Addendum

NON-METALS

Sample ID	Sample Date	A/C Balance	Alkalinity, Total ($CaCO_3$)	Bicarbonate (HCO_3)	Bromide	Carbonate (CO_3)	Chloride	Conductivity (25° C)	Fluoride	Hardness ($CaCO_3$)	Nitrogen (NO_3+NO_2 as N)	Organic Carbon, Dissolved	Organic Carbon, Total	pH	Solids, Total Dissolved (180° C)	Sulfate
		(%)	(mg/L)	(mg/L)	(mg/L)	(mg/L)	(mg/L)	(umhos/cm)	(mg/L)	(mg/L)	(mg/L)	(mg/L)	(mg/L)	(s.u.)	(mg/L)	(mg/L)
BPS11-11C	11/28/2017	0.58	70	85	<0.5	<4	8	900	2.1	248	0.04	<0.5	<0.5	7	665	361
	2/6/2018	0.07	67	81	<0.5	<4	8	898	1.9	255	0.04	<0.5	<0.5	7	654	355
	4/10/2018	3.09	68	82	<0.5	<4	8	889	1.9	279	0.04J-	<0.5	<0.5	7	656	352
	7/9/2018	1.2	67	81	<0.5	<4	8	906	2	237	0.04	<0.5	<0.5	7	622	350
	10/2/2018	1.22	70	84	<0.5	<4	8	908	2.1	240	0.04	<0.5	<0.5	7.1	640	357
	1/15/2019	0.2	70	84	<0.5	<4	8	901	1.9J-	254	0.04	<0.5	<0.5	7	656	358
	4/8/2019	1.62	69	84	<0.5	<4	9	883	2	246	0.03	<0.5	<0.5	7	636	359
	7/15/2019	2.43	72	87	<0.5	<4	9	916	2	257	0.02	<0.5	<0.5	7	661	367
	10/1/2019	1.17	72	87	<0.5	<4	8	897	1.9	239	0.04J+	<0.5	<0.5	7	659	332
	1/15/2020	0.31	68	83	<0.5	<4	8	894	2	232	0.04	0.6	0.6	7	649	349
	4/7/2020	0.26	71	86	<0.5	<4	8	913	1.8	241	0.04	0.9	1	7	639	353
	7/7/2020	2.19	74	90	<0.5	<4	9	930	2.3J+	246	0.02	<0.5	<0.5	7	669	362J+
	9/28/2020	0.69	74	90	<0.5	<4	9	881	1.9	250	0.02J-	<0.5	<0.5	7	676	363
	1/12/2021	0.4	70	85	<0.5	<4	9	899	1.9	252	0.03	<0.5	<0.5	7J+	641	361
	4/1/2021	1.71	72	87	<0.5	<4	9	908	2.2	249	0.04J-	<0.5	<0.5	7	652	363
	7/6/2021	1.32	71	86	<0.5UJ	<4	8	923J+	1.9	247	0.03	<0.5	<0.5	7.1J+	658	341
	10/6/2021	1.43	72	87	<0.5	<4	8	912	2	247	0.04	<0.5	<0.5	7.1J+	676J	353
	1/7/2022	0.13	71	86	<0.5	<4	9	892	2.1	251	0.03	<0.5	<0.5	7	659	356
	5/25/2022	3.72	72	87	<0.5	<4	9	898	2.1	241	0.04	<0.5	<0.5	7	661	361
BPS11-14A	10/1/2019	0.5	160	190	<0.5	<4	26	660	0.4	254	3.34 D, J+	1.3	1.3	6.8 H	440	123
	1/16/2020	-0.75	140	170	<0.5 UJ	<4	28	690	0.4	277	3.2	1.3	1.4	6.8 H	489	156
	4/8/2020	0.81	140	170	<0.5	<4	28	680	0.3	273	3.4	3.2 J+	3.2 J+	6.8	465	159
	7/7/2020	1.3	130	160	<0.5	<4	28	658	0.4	267	3.76	1.3	1.3	6.8	454	146
	9/30/2020	2.44	140	160	<0.5	<4	29	604	0.4 J-	251	3.5	1.4	1.4	6.8	441	139
	1/14/2021	0.24	140	170	<0.5	<4	30	605	0.3	241	2.72 D	1.4	1.4	6.4 H	399	114
	4/5/2021	4.34	130	160	<0.5	<4	29	650	0.4	247	3.28 J-, D	1.4	1.3	6.3 H	442	149
	7/7/2021	2.61	120	150	<0.5	<4	26	664 J+	0.3	274	3.45 D	1.4	1.3	6.3 H	444	144
	10/8/2021	0.72	120	140	<0.5	<4	26	629	0.3	255	3.57 D	1.3	1.3	6.6 H	436 J-	144
	1/8/2022	0.43	110	130	<0.5	<4	26	636	0.4	253	3.6 D	1.1	1.2	6.7 H	432	150
	5/26/2022	0.45	98	120	<0.5	<4	25	602	0.4	248	3.40 D	1.2	1.2	6.7 H	416	153
	7/21/2022	0.32	100	120	<0.5	<4	25	571	0.3	236	2.9 D	1.1	1.1	6.6 H	400	146
	10/12/2022	3.13	100	120	<0.5	<4	27	549	0.4	226	3.5 D	1.1	1.2	6.7 H	399 D	145

Attachment 1

Parrot Tailings Waste Removal Project

CSM Addendum

NON-METALS

Sample ID	Sample Date	A/C Balance	Alkalinity, Total ($CaCO_3$)	Bicarbonate (HCO_3)	Bromide	Carbonate (CO_3)	Chloride	Conductivity (25° C)	Fluoride	Hardness ($CaCO_3$)	Nitrogen (NO_3+NO_2 as N)	Organic Carbon, Dissolved	Organic Carbon, Total	pH	Solids, Total Dissolved (180° C)	Sulfate
		(%)	(mg/L)	(mg/L)	(mg/L)	(mg/L)	(mg/L)	(umhos/cm)	(mg/L)	(mg/L)	(mg/L)	(mg/L)	(mg/L)	(s.u.)	(mg/L)	(mg/L)
BPS11-14B	10/1/2019	1.34	59	71	<0.5	<4	27	2000	0.4	913	0.24 J+	0.5	0.5	6.3 H	1730	1010
	1/16/2020	-2.31	58	70	<0.5 UJ	<4	28	2010	0.5	919	0.24	<0.5	<0.5	6.4 H	1820	1090
	4/8/2020	0.6	58	71	<0.5	<4	27	2000	0.4	917	0.24	1.6 J+	1.6 J+	6.3	1750	1080
	7/7/2020	0.08	59	71	<0.5	<4	27	2030	0.5	958	0.23	<0.5	0.6	6.3	1760	1080
	9/30/2020	1.17	59	71	<0.5	<4	28	1890	0.4 J-	942	0.25	0.5	0.6	6.3	1780	1100
	1/14/2021	0.58	57	69	<0.5	<4	26	2010	0.4	946	0.26	0.6	0.6	6.5 H	1710	1070
	4/5/2021	1.02	58	70	<0.5	<4	28	2070	0.4	992	0.26 J-	0.6	0.6	6.4 H	1850	1140
	7/8/2021	2.69	58	70	<0.5	<4	26	2060 J+	0.4	976	0.23	0.5	1	6.5 H	1780	1040
	10/8/2021	1.92	59	72	<0.5	<4	27	2030	0.4	961	0.27	0.6	0.6	6.4 H	1810 J-	1040
	1/8/2022	2.02	59	71	<0.5	<4	29	2060	0.4	992	0.28	0.5	0.6	6.4 H	1770 D	1070
	5/26/2022	0.97	58	70	<0.5	<4	32	2040	0.5	948	0.28	0.6	0.8	6.3 H	1750 D	1070
	7/21/2022	1.29	59	71	<0.5	<4	30	1930	0.4	940	0.24	0.5	0.5	6.3 H	1690 D	1100
	10/12/2022	3.79	56	68	<0.5	<4	32	1940	0.5	994	0.26	<0.5	0.5	6.3 H	1790 D	1200
BPS11-17C	12/1/2017	1.51	150	190	<0.5	<4	55	2260	0.5	1300	9.4	1.3	1.3	6.4	2000	1190
	2/8/2018	0.75	150	180	<0.5	<4	51	2290	0.5	1300	9.8	1.3	1.3	6.4	1980	1140
	4/12/2018	0.27	160	190	<0.5	<4	55	2320	0.5	1340	9.3	1.1	1.3	6.5	2090	1190
	7/11/2018	1.4	150	190	<0.5	<4	51	2370	0.5	1260	9.2J-	1.2	1.3	6.5	1950	1160
	10/4/2018	1.43	150	190	<0.5	<4	54	2350	0.5	1240	9.42	1.1	1.0	6.5	2100	1170
	1/15/2019	0.15	160	190	<0.5	<4	51	2380	0.5	1330	8.9	1.1	1.1	6.5	2030	1180
	4/9/2019	1.45	150	190	<0.5	<4	51	2290	0.5	1380	8.7	1.2	1.2	6.5	1960	1220
	7/16/2019	3.06	150	190	<0.5	<4	53	2390	0.5	1300	9.3	1.2	1.1	6.5	2150	1230
	10/2/2019	0.39	160	190	<0.5	<4	50	2250	0.5J+	1260	9.5J+	3.1	3.4	6.5	1940	1150
	1/17/2020	0.38	150	190	<0.5	<4	51	2280	0.5	1270	9.1J-	2.9	3.6	6.4	1990	1170
	4/10/2020	0.04	150	190	<0.5	<4	53	2290	0.4	1280	9.2	3.5	3.6	6.5	1980	1140
	7/8/2020	0.09	160	190	<0.5	<4	48	2320	0.5J+	1260	9.3	1.1	1.1	6.5	2040	1150
	10/1/2020	0.46	160	190	<0.5	<4	48	2190	0.4J-	1250	9	1.3	1.3	6.5	1940	1090
	1/15/2021	2.13	150	190	<0.5	<4	47	2150	0.4J	1150	8.7J-	1.4	1.3	6.5J+	1940	1080
	4/5/2021	2.51	150	190	<0.5	<4	49	2200	0.6	1180	9.2	1.3	1.2	6.4	1960	1100
	7/9/2021	0.96	150	190	<0.5	<4	45	2140J+	0.4	1120	9.5	1.3	1.2	6.5J+	1920J+	1000
	10/11/2021	1.35	160	190	<0.5UJ	<4	43	2110	0.5	1150	9.4J+	1.2	1.1	6.4J+	1850J-	973
	1/11/2022	2.33	150	180	<0.5	<4	45	2080	0.5	1160	9.3	1.2	1.2	6.5	1780	962
	5/27/2022	0.92	150	190	<0.5	<4	46	2110	0.5	1140	9.1	1.2	1.2	6.5	1770	970

Attachment 1

Parrot Tailings Waste Removal Project

CSM Addendum

NON-METALS

Sample ID	Sample Date	A/C Balance	Alkalinity, Total ($CaCO_3$)	Bicarbonate (HCO_3)	Bromide	Carbonate (CO_3)	Chloride	Conductivity (25° C)	Fluoride	Hardness ($CaCO_3$)	Nitrogen (NO_3+NO_2 as N)	Organic Carbon, Dissolved	Organic Carbon, Total	pH	Solids, Total Dissolved (180° C)	Sulfate
		(%)	(mg/L)	(mg/L)	(mg/L)	(mg/L)	(mg/L)	(umhos/cm)	(mg/L)	(mg/L)	(mg/L)	(mg/L)	(mg/L)	(s.u.)	(mg/L)	(mg/L)
BPS11-18B	12/1/2017	5.19	<4	<4	<0.5	<4	142	4470	1.6	2030	0.08	1.5	1.6	4.3	5180	3330
	2/8/2018	4.8	<4	<4	<0.5	<4	137	4540	1.2	1990	<0.01	1.7	1.7	4.3	5130	3310
	4/12/2018	2.5	<4	<4	<0.5	<4	134	4730	1.1	2070	0.26	<0.5	1.8	4.2	5530	3300
	7/11/2018	4.93	<4	<4	<0.5	<4	136	4770	1.2	1950	0.01J-	1.3	1.2	4.2	5580	3310
	10/4/2018	7.21	<4	<4	<0.5	<4	144	4680	1.7	1890	<0.01	1.3	1.2	4.2	5520	3390
	1/16/2019	2.85	<4	<4	<0.5	<4	126	4510	1.4	1850	0.04J-	1.6	1.6	4.3	5100	3070
	4/10/2019	3.1	<4	<4	<0.5	<4	114	4290	1.4J-	1860	0.02J-	1.4	1.4	4.3	4950	3100
	7/16/2019	5.02	<4	<4	<0.5	<4	116	4400	1.4	1790	<0.01	1.0	0.9	4.2	5230	3120
	10/2/2019	4.76	<4	<4	<0.5	<4	114	4340	1.4J+	1760	0.02J+	3.1	2.9	4.3	5050	3090
	1/17/2020	2.84	<4	<4	<0.5	<4	118	4390	1.3	1790	0.02J-	2.8	2.9	4.2	4870	3000
	4/9/2020	0.1	<4	<4	<0.5	<4	107	4520	1.3J-	1830	0.02	3.1	3.4	4.2	5140	2970
	7/8/2020	4.9	<4	<4	<0.5	<4	112	4480	1.9J+	1730	<0.05	0.7	0.7	4.2	5060	3100
	10/2/2020	3.41	<4	<4	<0.5	<4	124	4360	1.4J-	1850	<0.01	1.5	1.6	4.1	5190	3140
	1/17/2021	4.51	<4	<4	<0.5	<4	130	4310	1.2J	1740	<0.01UJ	1.6	1.7	4.2J+	4810	3050
	4/6/2021	4.18	<4	<4	<0.5	<4	132	4300	1.3	1740	<0.01	1.4	1.4	4.2	4920	3020
	7/9/2021	1.62	<4	<4	<0.5	<4	123	4270J+	1.2	1730	<0.01	1.6	1.5	4J-	4900J+	2780
	10/11/2021	2.53	<4	<4	<0.5UJ	<4	117	4120	1.2	1690	<0.01	1.6	1.6	4.1	4610	2730
	1/11/2022	1.33	<4	<4	<0.5	<4	111	3940	1.2	1690	<0.01	1.3	1.3	4.3	4370	2630
	5/26/2022	2.85	<4	<4	<0.5	<4	100	3710	1.2	1660	<0.01	1.4	1.3	4.4	4080	2580
BPS11-18C	12/1/2017	5.17	49	60	<0.5	<4	102	2190	0.4	984	8.6	1.3	1.2	5.7	1960	1140
	2/8/2018	1.85	49	60	<0.5	<4	97	2220	0.4	998	8.6	1.3	1.3	5.7	1940	1080
	4/12/2018	2.67	51	62	<0.5	<4	99	2170	0.4	994	8.4	0.9	1.4	5.8	1960	1090
	7/11/2018	4.22	52	62	<0.5	<4	95	2150	0.4	892	8.6J-	1.2	1.2	5.8	1830	1020
	10/4/2018	3.7	52	63	<0.5	<4	98	2090	0.4	874	8.6	1.1	1.1	5.8	1870	1010
	1/16/2019	3.62	52	63	<1	<4	95	2020	0.5	855	7.8J-	1.2	1.2	5.8	1670	947
	4/10/2019	0.88	52	63	<0.5	<4	90	1900	0.4J-	866	7.8J-	1.2	1.1	5.8	1610	925
	7/16/2019	4.44	53	64	<0.5	<4	87	1900	0.4	774	8.1	1.0	1.0	5.8	1650	882
	10/2/2019	2.2	53	64	<0.5	<4	88	1890	0.4J+	814	7.5	3.1	3.2	5.8	1690	898
	1/17/2020	3.66	55	67	<0.5	<4	92	1940	0.5	853	7.8J-	3.4	3.6	5.8	1700	961
	4/9/2020	2.04	54	66	<0.5	<4	84	1980	0.4J-	816	7.6	3.4	3.6	5.9	1650	890
	7/8/2020	2.09	56	68	<0.5	<4	85	1940	0.5J+	832	8.02	1.0	1.0	5.8	1660	912
	10/2/2020	1.98	55	67	<0.5	<4	85	1870	0.4J-	850	7.8	1.4	1.3	5.8	1670	908
	1/17/2021	4.38	57	68	<0.5	<4	85	1920	0.4J	821	7.2J-	1.4	1.4	5.8J+	1650	934
	4/6/2021	2.94	56	67	<0.5	<4	86	1940	0.4	856	8.1	1.2	1.2	5.8J+	1620	964
	7/9/2021	3.25	55	67	<0.5	<4	82	1950J+	0.4	804	8.5	1.3	1.3	5.8J+	1730J+	881
	10/11/2021	1.26	56	68	<0.5UJ	<4	82	1910	0.4	833	7.6	1.5	1.6	5.9J+	1630	866
	1/11/2022	4.12	55	67	<0.5	<4	88	1910	0.5	867	8.1	1.2	1.2	5.8	1610	865
	5/26/2022	1.81	54	65	<0.5	<4	90	1900	0.5	865	7.5	1.4	1.4	5.8	1610	904
BPS11-19A2	11/30/2017	2.33	58	70	<0.5	<4	9	442	0.4	146	1.53	<0.5	<0.5	6.9	290	131
	2/6/2018	0.21	60	72	<0.5	<4	8	429	0.4	146	1.41	<0.5	<0.5	7	299	121
	4/10/2018	0.04	58	70	<0.5	<4	9	451	0.4	167	2J-	<0.5	<0.5	6.9	318	133
	7/10/2018	1.43	53	64	<0.5	<4	10	489	0.4	161	2.53	<0.5	<0.5	6.9	326	148
	10/2/2018	0.79	55	66	<0.5	<4	10	504	0.4	169	2.75	<0.5	<0.5	7	338	158
	1/15/2019	1.49	86	100	<0.5	<4	6	344	0.4J-	119	0.31	<0.5	<0.5	7.3	236	72
	4/9/2019	2.04	52	63	<0.5	<4	11	488	0.4	179	2.67	0.5	<0.5	6.8	300	156
	7/15/2019	3.04	50	60	<0.5	<4	11	520	0.4	187	3.58	<0.5	<0.5	6.9	365	174

Attachment 1

Parrot Tailings Waste Removal Project

CSM Addendum

NON-METALS

Sample ID	Sample Date	A/C Balance	Alkalinity, Total ($CaCO_3$)	Bicarbonate (HCO_3)	Bromide	Carbonate (CO_3)	Chloride	Conductivity (25° C)	Fluoride	Hardness ($CaCO_3$)	Nitrogen (NO_3+NO_2 as N)	Organic Carbon, Dissolved	Organic Carbon, Total	pH	Solids, Total Dissolved (180° C)	Sulfate
		(%)	(mg/L)	(mg/L)	(mg/L)	(mg/L)	(mg/L)	(umhos/cm)	(mg/L)	(mg/L)	(mg/L)	(mg/L)	(mg/L)	(s.u.)	(mg/L)	(mg/L)
BPS11-19B	11/30/2017	2.86	54	65	<0.5	<4	14	952	0.5	366	0.24	<0.5	<0.5	6.7	693	415
	2/6/2018	0.36	53	64	<0.5	<4	19	952	0.5	382	0.24	<0.5	<0.5	6.7	723	403
	4/10/2018	3.13	56	67	<0.5	<4	14	945	0.5	413	0.23J-	<0.5	<0.5	6.7	726	406
	7/10/2018	1.51	54	65	<0.5	<4	13	961	0.5	361	0.24	<0.5	<0.5	6.8	691	402
	10/2/2018	1.61	54	66	<0.5	<4	14	970	0.5	366	0.24	<0.5	<0.5	6.8	704	410
	1/15/2019	1.13	55	66	<0.5	<4	13	948	0.5J-	369	0.22	<0.5	<0.5	6.7	703	407
	4/9/2019	0.28	47	56	<0.5	<4	10	699	0.3	281	0.17	<0.5	<0.5	6.8	497	289
	7/15/2019	1.09	54	65	<0.5	<4	13	939	0.5	378	0.6	<0.5	<0.5	6.7	739	408
BPS11-20	12/6/2017	3.78	<4	<4	<0.5	<4	76	3590	3.2	1240	0.08	2.2	2.4	4.5	4030	2420
	2/14/2018	3.03	<4	<4	<0.5	<4	75	3580	2	1350	0.18	2.5	2.6	4.4	4080	2270
	4/16/2018	1.99	<4	<4	<0.5	<4	84	3670	3.1J-	1370	0.29J-	1.5	2.6	4.5	4040	2470
	6/27/2018	1.96	<4	<4	<0.5	<4	86	3740	3.2J-	1390	0.04J-	2.4	2.3	4.2	3760	2370J-
BSP07-07	7/9/2018	0.11	87	110	<0.5	<4	12	291	1.8	81	0.09J-	1.3	1.2	6.9	197	30
	10/2/2018	2.06	85	100	<0.5	<4	12	284	2	78	<0.01	1.0	1.1	6.9	194	33
	4/8/2019	1.45	81	98	0.6	<4	11	282	1.8	78	<0.01UJ	1.0	1.0	6.9	171	33
	7/15/2019	2.85	80	97	<0.5	<4	11	278	1.9	73	<0.01	1.0	1.0	6.8	180	36
	4/7/2020	1.11	81	99	<0.5	<4	10	276	1.7	73	0.01	1.1	1.0	6.8	173	33
	9/29/2020	2.18	84	100	<0.5UJ	<4	11	266	1.8J+	77	<0.01UJ	1.1	1.1	6.8	181	32J+
GS-09-01	12/5/2017	8.35	<4	<4	1.2	<4	462	3950	6.4	1250	16.9	1.3	1.6	3.9	3520	1750
	2/13/2018	3.79	<4	<4	<0.5	<4	310	3510	5.4	1120	15.2	1.6	1.5	3.6	3130	1540
	4/15/2018	5.31	<4	<4	0.5	<4	376	3550	4.6J-	1130	12.7J-	0.7	1.2	3.9	3060	1490
	6/27/2018	6.17	<4	<4	<0.5UJ	<4	208	3330	4.3J-	1050	15J-	1.1	1.1	3.9	2780	1650J-
GS-09-02	12/6/2017	10.4	<4	<4	<0.5	<4	23	3040	10.3	1120	0.52	1.9	1.9	3.6	3370	2070
	2/14/2018	3.7	<4	<4	<0.5	<4	20	2830	8.1	1180	0.33	2	1.8	3.7	3060	1850
	4/16/2018	8.96	<4	<4	<0.5	<4	10	2280	5.5J-	880	4.6J-	1.3	1.4	3.7	2250	1400
	6/27/2018	7.89	<4	<4	<0.5UJ	<4	13	2390	6.5J-	876	3.73J-	1.4	1.4	3.7	2280	1460J-
GS-09-03	12/6/2017	7.31	<4	<4	0.6	<4	61	4190	11.5	1780	9.7	0.9	0.9	3.9	4350	2720
	2/14/2018	2.29	<4	<4	<0.5	<4	39	4640	7.6	2360	10.1	1.1	1	3.8	5020	3250
	4/16/2018	4.38	<4	<4	<0.5	<4	75	3760	8.7J-	1670	9.8J-	0.6	1	4	3700	2370
	6/27/2018	1.48	<4	<4	<0.5UJ	<4	59	3560	9J-	1530	8.88J-	1	0.9	3.9	3230	2070J-

Attachment 1

Parrot Tailings Waste Removal Project

CSM Addendum

NON-METALS

Sample ID	Sample Date	A/C Balance	Alkalinity, Total ($CaCO_3$)	Bicarbonate (HCO_3)	Bromide	Carbonate (CO_3)	Chloride	Conductivity (25° C)	Fluoride	Hardness ($CaCO_3$)	Nitrogen (NO_3+NO_2 as N)	Organic Carbon, Dissolved	Organic Carbon, Total	pH	Solids, Total Dissolved (180° C)	Sulfate
		(%)	(mg/L)	(mg/L)	(mg/L)	(mg/L)	(mg/L)	(umhos/cm)	(mg/L)	(mg/L)	(mg/L)	(mg/L)	(mg/L)	(s.u.)	(mg/L)	(mg/L)
GS-28	11/28/2017	0.71	190	240	<0.5	<4	9	415	0.6	166	0.03	2.2	1.1	7.2	259	11
	2/5/2018	1.38	120	150	<0.5	<4	8	316	0.5	114	0.21	0.9	1.1	7.1	202	16
	4/9/2018	3.9	250	300	<0.5	<4	19	629	0.4	244	0.02J-	4.7	5.1	7	398	57
	7/9/2018	0.67	160	190	<0.5	<4	8	379	0.5	138	0.02J-	1.4	1.4	7	238	15
	10/2/2018	0.63	140	170	<0.5	<4	9	328	0.5	119	0.09	0.9	0.9	7.1	226	18
	1/14/2019	3.16	110	140	<0.5	<4	8	289	0.4J-	117	0.08	0.9	1.3	7.1	169	21
	4/8/2019	0.77	240	290	<0.5	<4	15	868	0.8	374	<0.01UJ	8.5	8.6	7.1	573	203
	7/15/2019	0.66	140	160	<0.5	<4	9	322	0.5	121	0.04	1.0	1.0	7	203	17
	10/1/2019	1.52	150	180	<0.5	<4	8	335	0.5	118	0.03	1.0	0.9	7	211	9
	1/15/2020	3.15	120	150	<0.5UJ	<4	8	304	0.5	103	0.05J-	1.7	2.2	7.1	182	21
	4/7/2020	0.13	140	170	<0.5	<4	9	327	0.4	118	<0.01	0.7	0.6	7	191	11
	7/6/2020	1.28	140	170	<0.5	<4	9	336	0.5J+	122	0.04	2.3	2.6	7.1	214	14J+
	9/29/2020	0.03	140	170	<0.5	<4	8	304	0.5J+	121	0.05J-	0.8	0.9	7	206	13J+
	1/11/2021	0.23	140	170	<0.5	<4	8	322	0.5	121	0.04	1.0	1.0	7.1J+	187	15
	4/1/2021	1.79	410	490	<0.5	<4	42	1230	0.8	526	0.03	16.3	16.8	7.2J+	830	221
	7/6/2021	0.91	150	180	<0.5	<4	9	358J+	0.4J-	135	0.07	1.5	1.8	7.1	215J+	18
	10/5/2021	4.64	150	190	<0.5	<4	10	332	0.5	124	0.02	1.1	1.2	7.1J+	234J	14
	1/5/2022	1.08	160	190	<0.5	<4	10	349	0.5	134	0.01	1.1	1.1	7.1	210	13
	5/24/2022	1.04	150	190	<0.5	<4	10	348	0.4	139	<0.01	1.2	1.1	7	234	10
GS-28B	12/3/2017	1.92	88	110	<0.5	<4	7	364	0.5	116	0.41	<0.5	<0.5	7.3	251	74
	4/17/2018	0.16	88	110	<0.5	<4	7	352	0.5	119	0.34	<0.5	<0.5	7.3	234	70
	7/9/2018	1.09	85	100	<0.5	<4	7	380	0.5	125	0.35J-	<0.5	<0.5	7.3	258	83
	10/2/2018	1.68	92	110	<0.5	<4	7	345	0.5	113	0.36	<0.5	<0.5	7.4	236	65
	1/14/2019	0.96	91	110	<0.5	<4	7	330	0.5J-	107	0.33	<0.5	<0.5	7.4	195	58
	4/8/2019	1.26	92	110	<0.5	<4	7	329	0.5	106	0.34J-	<0.5	<0.5	7.4	206	56
	7/15/2019	1.61	89	110	<0.5	<4	7	326	0.5	106	0.37	<0.5	<0.5	7.4	214	60
	10/1/2019	0	91	110	<0.5	<4	6	328	0.5	105	0.38	<0.5	<0.5	7.3	219	56
	1/15/2020	2.26	89	110	<0.5UJ	<4	7	324	0.5	100	0.37J-	1.2	1.1	7.3	206	58
	4/7/2020	1.42	91	110	<0.5	<4	6	316	0.4	100	0.37	<0.5	<0.5	7.3	203	54
	7/6/2020	0.93	91	110	<0.5	<4	6	322	0.6J+	104	0.35	1.1	1	7.4	213	55J+
	9/28/2020	1.68	92	110	<0.5	<4	7	305	0.5J+	107	0.36J-	<0.5	<0.5	7.4	217	56J+
	1/11/2021	0.25	89	110	<0.5	<4	7	316	0.5	106	0.39	<0.5	<0.5	7.3	195	55
	4/1/2021	3.83	87	110	<0.5	<4	7	317	0.6	98	0.37	0.5	<0.5	7.3	207	56
	7/6/2021	0.34	89	110	<0.5	<4	6	320J+	0.4J-	104	0.35	<0.5	<0.5	7.3	210J+	52
	10/6/2021	1.07	90	110	<0.5	<4	6	318	0.5	104	0.42	<0.5	<0.5	7.4J+	232J	53
	1/5/2022	1.24	91	110	<0.5	<4	7	314	0.6	105	0.41	<0.5	<0.5	7.4	206	55
	5/24/2022	0.79	89	110	<0.5	<4	7	315	0.5	108	0.41	<0.5	<0.5	7.4	214	54

Attachment 1

Parrot Tailings Waste Removal Project

CSM Addendum

NON-METALS

Sample ID	Sample Date	A/C Balance	Alkalinity, Total ($CaCO_3$)	Bicarbonate (HCO_3)	Bromide	Carbonate (CO_3)	Chloride	Conductivity (25° C)	Fluoride	Hardness ($CaCO_3$)	Nitrogen (NO_3+NO_2 as N)	Organic Carbon, Dissolved	Organic Carbon, Total	pH	Solids, Total Dissolved (180° C)	Sulfate
		(%)	(mg/L)	(mg/L)	(mg/L)	(mg/L)	(mg/L)	(umhos/cm)	(mg/L)	(mg/L)	(mg/L)	(mg/L)	(mg/L)	(s.u.)	(mg/L)	(mg/L)
GS-29D	12/11/2017	1.65	150	180	<0.5	<4	15	1490	2.5	313	<0.01	<0.5	<0.5	8	1030	588
	2/16/2018	0.16	140	170	<0.5	<4	16	1450	2.7	307	<0.01	0.5	0.5	7.9	1010	562
	4/17/2018	0.15	140	170	<0.5	<4	15	1460	2.9	324	0.03	<0.5	<0.5	8	1030	588
	7/9/2018	1.05	140	170	<0.5	<4	15	1460	2.9	331	0.01J-	<0.5	<0.5	8	983	574
	10/2/2018	0.75	140	170	<0.5	<4	16	1500	3.3	314	0.02	<0.5	<0.5	8	1030	582
	1/14/2019	0.23	140	170	<0.5	<4	15	1480	3	314	0.01J-	<0.5	<0.5	8	987	576
	4/8/2019	1.55	140	170	<0.5	<4	15	1420	3	318	<0.01	<0.5	<0.5	7.9	979	577
	7/15/2019	2.43	140	170	<0.5	<4	15	1460	3.1	323	<0.01	<0.5	<0.5	7.9	1020	581
	10/1/2019	1.77	140	170	<0.5	<4	14	1440	3	311	0.01J+	<0.5	<0.5	7.9	1030	541
	1/15/2020	0.82	140	160	<0.5UJ	<4	15	1450	3.2	308	<0.01	1	1.2	8	1050	564
	4/7/2020	1.32	140	170	<0.5	<4	14	1440	2.9	315	<0.01	1.5	1.5	7.9	1030	565
	9/29/2020	1.18	140	170	<0.5	<4	15	1390	2.9	312	<0.01UJ	<0.5	<0.5	8	1040	560
GS-29SR	11/28/2017	1.11	120	150	<0.5	<4	29	465	1.1	153	2.1	0.8	0.9	7.1	297	52
	2/6/2018	0.55	120	140	<0.5	<4	27	462	1	156	2.09	0.7	0.9	7.2	293	51
	4/9/2018	0.27	120	140	<0.5	<4	25	438	0.8	150	2.05J-	1.1	1.1	7.1	290	51
	7/9/2018	0.51	120	140	<0.5	<4	26	449	1	154	2.2J-	0.8	0.8	7.2	266	53
	10/2/2018	0.31	120	140	<0.5	<4	25	449	1.1	142	2.42	0.7	0.7	7.3	276	56
	1/14/2019	1.66	120	150	<0.5	<4	26	451	1	149	2.12J-	0.7	0.7	7.2	265	54
	4/8/2019	2.62	32J+	38J+	<0.5	<4	7	234	0.4	78	0.46	3.1	3.2	6.6	149	64
	7/15/2019	2.94	110	140	<0.5	<4	27	440	0.9	149	2.28	1.0	1.0	7.1	265	54
	10/1/2019	0.09	120	150	<0.5	<4	26	448	0.9	151	2.12J+	0.9	0.9	7.1	277	53
	1/15/2020	0.67	110	140	<0.5UJ	<4	24	438	1.1	141	2.19	1.5	1.6	7.2	280	54
	4/7/2020	0.99	120	140	<0.5	<4	23	435	1	146	2.12	1.9	1.9	7.2	275	54
	7/7/2020	0.37	110	140	<0.5	<4	21	437	1.3J+	140	1.94	0.7	0.7	7.2	278	62J+
	9/29/2020	1.39	110	130	<0.5	<4	20	416	1.2	134	2.01J-	0.7	0.7	7.2	286	62
	1/12/2021	0.25	110	140	<0.5	<4	23	425	1.1	146	2.06	0.7	0.7	7.2J+	270	56
	4/1/2021	1.4	110	130	<0.5	<4	21	432	1.3	140	1.99J-	0.7	0.7	7.2	259	59
	7/6/2021	0.81	110	140	<0.5	<4	18	441J+	1J-	139	1.91	0.6	0.6	7.1	277J+	58J-
	10/6/2021	1.51	100	130	<0.5	<4	17	426	1.4	129	2.01	0.6	0.7	7.2J+	286J	66
	1/5/2022	1.14	110	130	<0.5	<4	19	419	1.4	128	1.97	0.7	0.7	7.2	278	65
	5/25/2022	3.67	100	130	<0.5	<4	18	421	1.5	129	2.11	0.7	0.6	7.2	266	71

Attachment 1

Parrot Tailings Waste Removal Project

CSM Addendum

NON-METALS

Sample ID	Sample Date	A/C Balance	Alkalinity, Total ($CaCO_3$)	Bicarbonate (HCO_3)	Bromide	Carbonate (CO_3)	Chloride	Conductivity (25° C)	Fluoride	Hardness ($CaCO_3$)	Nitrogen (NO_3+NO_2 as N)	Organic Carbon, Dissolved	Organic Carbon, Total	pH	Solids, Total Dissolved (180° C)	Sulfate
		(%)	(mg/L)	(mg/L)	(mg/L)	(mg/L)	(mg/L)	(umhos/cm)	(mg/L)	(mg/L)	(mg/L)	(mg/L)	(mg/L)	(s.u.)	(mg/L)	(mg/L)
GS-40R	12/5/2017	2.97	<4	<4	<0.5	<4	15	2650	1.4	1200	0.09	1.4	1.4	4.9	2760	1750
	2/13/2018	0.39	<4	<4	<0.5	<4	14	2740	1	1270	0.08	1.4	1.4	4.7	2730	1710
	4/15/2018	1.62	<4	<4	<0.5	<4	14	2750	1.4J-	1280	0.1J-	1.3	1.6	4.9	2900	1810
	6/28/2018	1.53	<4	<4	<0.5	<4	14	2640	1.3	1240	0.04J-	<0.5	1.5	5	2610	1650
	10/5/2018	0.02	<4	<4	<0.5	<4	16	2520	1.3	1160	0.12J-	1.6	1.3	4.8	2540	1580
	1/18/2019	0.59	<4	<4	<0.5	<4	17	2560	1.2	1170	0.06J-	1.4	1.3	5	2620	1580
	4/12/2019	2.81	<4	<4	<0.5	<4	17	2520	1.3	1100	0.03	1.4		5	2410	1580
	7/17/2019	0.55	<4	<4	<0.5UJ	<4	18	2330	1.3	1080	<0.01	1.4	1.2	5.1	2430	1480
	10/4/2019	1.99	<4	<4	<0.5	<4	18	2500	1.3	1120	0.01J-	1.9	1.8	4.7	2460	1580
	1/22/2020	1.76	<4	<4	<0.5	<4	17	2510J	1.6J-	1110	0.02	1.9	1.9	5	2550	1570
	4/13/2020	1.35	<4	<4	<0.5	<4	19	2510	1.3J-	1160	0.03J-	1.9	2.0	5.1	2540	1620J+
	7/8/2020	2.68	<4	<4	<0.5	<4	17	2360	1.5J-	1050	<0.02UJ	1.8	1.8	4.6	2370	1510
	10/2/2020	2.27	<4	<4	<0.5	<4	17	2430	1.5J-	1150	0.01	1.3	1.3	4.6	2550	1640
	1/19/2021	2.06	<4	<4	<0.5	<4	16	2420	1.3	1130	<0.01	1.6	1.4	5.1	2540	1600
	4/7/2021	2.63	<4	<4	<0.5	<4	17	2470	1.3J-	1080	0.02	1.4	1.4	4.7J-	2540	1550
	7/12/2021	1.81	<4	<4	<0.5	<4	16	2380J+	1.5	1030	<0.01	1.4	1.3	4.6J-	2470J+	1440
	10/13/2021	2.15	<4	<4	<0.5	<4	16	2480	1.4	1140	<0.01	1.6	1.4	4.6J-	2490	1530
	1/12/2022	0.42	<4	<4	<0.5	<4	17	2420	1.5	1070	<0.01	1.3	1.3	5	2400	1470
	5/31/2022	1.67	<4	<4	<0.5	<4	17	2500	1.4	1120	<0.01	1.3	1.2	4.9	2400	1560
GS-41D	12/5/2017	14.6	<4	<4	<1	<4	118	7250	14.4	1650	0.28	5.7	6.2	3.9	11200	6690
	2/14/2018	12.4	<4	<4	<1	<4	111	7160	8.9	1710	0.4	6.3	6.2	3.9	10600	6470
	4/16/2018	10.2	<4	<4	<1	<4	106	7190	9.5J-	1810	1.2J-	1.6	6.9	4	11100	6480
	6/27/2018	9.28	<4	<4	<1UJ	<4	98	7050	9J-	1670	0.6J-	6	6.3	3.9	10100	6080J-
GS-41S	12/5/2017	9.06	<4	<4	0.6	<4	127	5060	6	1400	2.96	4.6	4.8	3.8	6660	4030
	2/14/2018	3.67	<4	<4	<0.5	<4	119	5170	2.5	1560	1.81	5.3	5.2	3.8	6320	4020
	4/16/2018	4.46	<4	<4	<0.5	<4	135	4900	3.6J-	1610	3.04J-	2.3	4.1	3.8	5960	3570
	6/27/2018	4.17	<4	<4	<0.5UJ	<4	123	4690	3.8J-	1460	2.94J-	3.2	3.4	3.7	5320	3160J-
GS-42D	4/11/2019	12.6	<4	<4	<0.5	<4	148	3780	9.4 *, J-	1560	8.2 D, J-	<0.5	<0.5	4.0 H	4050 D	2430
	7/17/2019	11.4	<4	<4	1.2	<4	163	3770	9.2 *	1580	8.0 D	<0.5	<0.5	4.0 H	3900 D	2380
	10/4/2019	-6.94	<4	<4	<0.5	<4	160	3790	10.0 *	1640	8.1 D	2	2.3	4.1 H	3920 D	2270
	1/22/2020	-10.6	<4	<4	<0.5	<4	160	3780	9.3 J-	1660	7.34	2.1	2.5	4.0 H	4080	2270
	4/13/2020	10.3	<4	<4	<0.5	<4	170	3750	13	1630	7.3	2.4	2.5	4	4010	2360
	10/2/2020	4.93	<4	<4	<0.5	<4	130	3760	10.3 J-	1780	6.95 J-	0.9	0.9	4.1	4130	2360
	1/19/2021	7.87	<4	<4	<0.5	<4	144	3600	10 J-	1700	7.69 D	0.5	0.5 J-	4.0 H	3960	2370
	3/9/2021	11.7	<4	<4	<0.5	<4	156	3600	10.5 J+	1630	7.34 D	0.8	0.9	3.7 H	3820	2470
GS-42S	4/11/2019	3.88	<4	<4	<0.5	<4	216	4230	4.6 *, J-	1490	0.13 J-	2.2	2.2	3.8 H	4620 D	2760
	7/17/2019	4.89	<4	<4	<0.5	<4	296	4320	5.8 *	1390	0.67	2.8	2.9	3.8 H	4630 D	2620
	10/4/2019	-4.81	<4	<4	<0.5	<4	290	4740	6.2 *	1520	0.22	5.6	5.4	3.8 H	5020 D	2870
	1/22/2020	-4.05	<4	<4	<0.5	<4	222	5090	5.5 J-	1580	0.68	7.2	7.2	3.7 H	6330	3540
	4/13/2020	4.94	<4	<4	<1	<4	215	5080	11.5	1550	2.54	7.6	7.9	3.6	5940	3720 J+
	10/2/2020	3.39	<4	<4	<0.5	<4	386	4820	5.3 J-	1560	0.4 J-	4.2	4.3	3.5	5330	2920
	1/19/2021	2.98	<4	<4	<0.5	<4	313	4830	4.8 J-	1640	0.7	4.5	4.6 J-	3.6 H	5840	3480
	3/9/2021	6.91	<4	<4	<0.5	<4	230	4940	5.2 J+	1560	0.93 D	6.5	6.1	6.5 H	6270	3710

Attachment 1

Parrot Tailings Waste Removal Project

CSM Addendum

NON-METALS

Sample ID	Sample Date	A/C Balance	Alkalinity, Total ($CaCO_3$)	Bicarbonate (HCO_3)	Bromide	Carbonate (CO_3)	Chloride	Conductivity (25° C)	Fluoride	Hardness ($CaCO_3$)	Nitrogen (NO_3+NO_2 as N)	Organic Carbon, Dissolved	Organic Carbon, Total	pH	Solids, Total Dissolved (180° C)	Sulfate
		(%)	(mg/L)	(mg/L)	(mg/L)	(mg/L)	(mg/L)	(umhos/cm)	(mg/L)	(mg/L)	(mg/L)	(mg/L)	(mg/L)	(s.u.)	(mg/L)	(mg/L)
IDW-Outfall	10/7/2019	6.78	<4	<4	0.5	<4	222	3990	7.7	1640	8	4.2	4.3	4.4	NA	2480
	10/21/2019	3.43	<4	<4	<0.5	<4	205	4550	7.3	1690	5.6J+	3.4	3.6	4.1	NA	2740
	10/28/2019	8	<4	<4	<0.5	<4	219	4510	8.8	1650	6.6	3.5	4.1	4.1	NA	3030
	3/27/2020	3.31	7	8	<0.5	<4	137	2890	5.2	1280	14.2	4.3	4.2	4.8	NA	1460J+
	4/2/2020	3.3	9	10	<0.5	<4	142	3110	5.6	1410	11.9	4.0	4.3	4.7	NA	1780
	4/9/2020	4.59	<4	<4	<0.5	<4	164	3630	6	1590	10.9	1.6	1.8	4.3	3620	2150
	4/14/2020	8.66	<4	<4	<0.5	<4	187	4160	8.8	1570	6.82	3.9	3.8	4.1	4480	2650
	5/14/2020	6.8	<4	<4	<0.5	<4	186	4560	8.7	1670	3.66	4.1	4.3	3.9	5380	3210
	6/15/2020	8.81	<4	<4	<1	<4	180	4640	9.4	1570	3.63	4.1	4.0	4	5350	3170
	7/14/2020	8.67	<4	<4	<0.5	<4	183	4650	8.3	1520	3.04	4.0	4.2	3.9	5530	3150
	8/13/2020	6.95	<4	<4	<0.5	<4	180	4510	8.1	1570	1.24	4.0	4.0	3.7	5480	3120
	9/28/2020	4.32	<4	<4	<0.5	<4	160	4330	7.3	1570	2.81	2.8	2.7	3.3	5560	2970
	10/29/2020	4.26	<4	<4	<0.5	<4	163	4590	7.5	1570	2.6	2.8	2.8	3.2	5470	3010
	3/12/2021	6.48	<4	<4	<0.5	<4	131	2690	4.7J+	1150	10.8	2.3	2.4	4.7J-	2510J+	1470J+
	4/8/2021	8.84	<4	<4	<0.5UJ	<4	161	4360	8.3	1440	2.56	2.6	2.5	3.8	5120	2960
	8/20/2021	2.56	<4	<4	<0.5	<4	130	4350J+	6.4	1480	1.1	3.0	2.8	3.1J-	4660	2630
	9/21/2021	1.84	<4	<4	<0.5	<4	139	4690J+	6.6	1510	1.49	2.6	2.5	3.1	5090J+	2780
	10/13/2021	4.96	<4	<4	<0.5	<4	157	4480	7.2	1580	1.41	2.4	2.5	3.3J+	5280J+	3050
	11/30/2021	2.21	<4	<4	<0.5	<4	144	4500J+	6.9	1560	1.6	2.5	2.5	3.2J-	5190	2810
	12/23/2021	4.95	<4	<4	<1	<4	153	4520J+	7.8	1580	0.78		2.3	3.2J-	5140	3120
	1/13/2022	4.64	<4	<4	<1	<4	151	4420	7.4	1570	1.09	2.3	2.3	3.3	5200	3000
	2/17/2022	6.71	<4	<4	<1	<4	145	4580	7.4	1510	1.13	2.2	2.2	3.2	5040	3080
	3/19/2022	7.52	<4	<4	<1	<4	155	4600	7	1500	1.11	2.5	2.2	3.2	5070	3080
	4/19/2022	5.49	<4	<4	<1	<4	162	4410	7.1	1590	1.72	2.2	2.2	3.6	5330	3150
MF-07	12/3/2017	1.8	220	270	1.2	<4	196	1710	0.7	595	5.4	2.8	2.7	6.5	1210	377
	2/8/2018	2.31	220	260	0.9	<4	192	1640	0.7	595	4.79	2.7	2.7	6.4	1160	376
	4/11/2018	2.5	200	240	0.6	<4	184	1620	0.5	614	1.9J-	2.6	2.5	6.6	1150	359
	7/11/2018	1.67	200	250	0.8	<4	224	1960	0.6	723	2.41	2.5	2.8	6.4	1430	507
	10/4/2018	1.83	210	260	1	<4	219	2160	0.7	828	4.49	3.5	3.4	6.5	1700	656
	1/15/2019	3.58	230	280	1.1	<4	219	1920	0.7	741	4.34	2.7	2.8	6.5	1300	455
	4/9/2019	4.16	170	200	0.6	<4	170	1760	0.7	734	3.65	2.5	2.5	6.4	1300	567
	7/16/2019	3.41	210	250	0.8	<4	225	2040	0.6	790	4.52	3.0	2.9	6.4	1600	602
	10/2/2019	4.76	220	260	0.9	<4	222	2210	0.6J+	900	8.4J+	6.5	6.4	6.4	1720	708
	1/17/2020	1.33	220	270	1.1	<4	246	2070	0.7	782	6J-	6.1	6.5	6.4	1470	542
	4/10/2020	2.15	230	280	1.1J-	<4	256	1990	0.5	747	5.08	6.2	6.3	6.5	1450	490
	7/8/2020	1.47	210	260	0.8	<4	202	1930	0.7J+	718	3.74J	2.6	2.6	6.5	1410	533
	10/1/2020	1.33	220	270	0.9	<4	219	1770	0.7J-	652	4.12	3.1	3.1	6.5	1310	402
	1/15/2021	3.09	220	270	1	<4	232	1730	0.6J	599	4.3J-	3.0	3.0	6.5J+	1220	367
	4/6/2021	2.72	220	270	0.9	<4	205	1680	0.7	593	3.81	2.7	2.7	6.5	1190	381
	7/9/2021	1.89	230	280	0.8	<4	189	1680J+	0.7	571	4.24	2.9	2.7	6.4	1220J+	350
	10/11/2021	3.02	230	280	0.9	<4	210	1740	0.7	630	4.5J+	2.7	2.7	6.5J+	1300J-	345
	1/11/2022	2.37	220	270	1	<4	246	1790	0.8	679	4.8	2.5	2.7	6.5	1310	331
	5/27/2022	2.08	230	280	1	<4	253	1830	0.7	693	4.84	2.6	2.5	6.5	1220	326

Attachment 1

Parrot Tailings Waste Removal Project

CSM Addendum

NON-METALS

Sample ID	Sample Date	A/C Balance	Alkalinity, Total ($CaCO_3$)	Bicarbonate (HCO_3)	Bromide	Carbonate (CO_3)	Chloride	Conductivity (25° C)	Fluoride	Hardness ($CaCO_3$)	Nitrogen (NO_3+NO_2 as N)	Organic Carbon, Dissolved	Organic Carbon, Total	pH	Solids, Total Dissolved (180° C)	Sulfate
		(%)	(mg/L)	(mg/L)	(mg/L)	(mg/L)	(mg/L)	(umhos/cm)	(mg/L)	(mg/L)	(mg/L)	(mg/L)	(mg/L)	(s.u.)	(mg/L)	(mg/L)
MF-07B	12/4/2017	3.3	140	170	<0.5	<4	59	1220	0.6	439	8.68	1.7	1.7	6.4	876	388
	2/8/2018	4.43	150	180	<0.5	<4	68	1250	0.7	453	6.2	2.1	2.2	6.2	912	383
	4/12/2018	3.54	150	180	<0.5	<4	65	1250	0.7	473	7.1	1.7	2.1	6.3	910	382
	7/11/2018	3.36	140	170	<0.5	<4	59	1250	0.6	438	7.9	1.7	1.7	6.4	869	361
	10/4/2018	3.05	150	180	<0.5	<4	66	1230	0.7	447	7.85	1.6	1.6	6.4	906	382
	1/15/2019	3.5	150	190	<0.5	<4	71	1240	0.7	485	6.2	1.9	1.9	6.3	838	374
	4/9/2019	2.33	160	200	<0.5	<4	79	1220	0.8	485	5.41	2.1	2.1	6.3	868	372
	7/16/2019	3.63	150	190	<0.5	<4	73	1240	0.8	451	6.85	1.7	1.7	6.3	918	372
	10/2/2019	2.82	150	180	<0.5	<4	71	1210	0.7J+	459	7.1J+	4.0	4.4	6.4	885	370
	1/17/2020	3.05	150	180	<0.5	<4	71	1200	0.7	455	7.1J-	4.2	4.7	6.3	883	373
	4/10/2020	0.71	150	190	<0.5UJ	<4	72	1240	0.8	465	6.4	4.7	4.9	6.4	889	351
	7/8/2020	4.76	160	200	<0.5	<4	85	1260	0.9J+	454	5.96J-	2.0	2.0	6.3	900	362
	10/1/2020	2.71	140	180	<0.5	<4	64	1170	0.6J-	460	8.1	1.8	1.9	6.3	878	357
	1/15/2021	4.48	140	170	<0.5	<4	63	1160	0.5J	424	7.5J-	1.8	1.9	6.3J+	825	354
	4/6/2021	3.17	150	190	<0.5	<4	76	1190	0.8	432	6.7	1.9	1.9	6.3	870	355
	7/9/2021	2.36	150	180	<0.5	<4	64	1200J+	0.6	439	7.8	2.0	1.8	6.4J+	884J+	335
	10/11/2021	2.72	150	180	<0.5	<4	59	1190	0.6	435	8.5J+	1.7	1.6	6.4J+	876	345
	1/11/2022	0.21	150	180	<0.5	<4	62	1190	0.6	483	8.5	1.6	1.6	6.3	873	350
	5/27/2022	3.55	150	180	<0.5	<4	66	1230	0.6	449	8.4	1.7	1.6	6.4	887	361
MF-11	11/30/2017	2.52	200	250	<0.5	<4	67	724	0.6	256	1.93	2.7	2.8	7.1	419	53
	2/8/2018	1.2	200	250	<0.5	<4	66	719	0.5	274	2.26	2.7	3.0	7	436	49
	4/12/2018	9.41	210	250	<0.5	<4	315	2480	1.3	945	4.45	8.8	11.3	7.1	1740	613
	7/10/2018	0.15	210	260	<0.5	<4	68	808	0.5	286	2.53	2.9	2.8	7.2	471	68
	10/3/2018	1.3	200	240	<0.5	<4	67	787	0.6	289	2.91	2.5	2.7	7.1	524	95
	1/16/2019	2	200	240	<0.5	<4	68	724	0.6	276	1.75J-	2.6	2.5	7.1	463	69
	4/10/2019	4	210	260	<0.5	<4	152	2400	2.3J-	1120	2.65J-	10.6	10.0	7.1	1870	979
	7/16/2019	1.95	220	270	<0.5	<4	70	828	0.6	304	2.6	2.9	2.7	7	535	89
	10/2/2019	2.39	210	260	<0.5	<4	71	884	0.6J+	345	3.81J+	3.2	3.0	7.1	543	113
	1/20/2020	1.29	180	220	<0.5	<4	62	736	0.6	289	3.48J-	4.8	4.4	7.1	479	94
	4/9/2020	1.1	200	240	<0.5UJ	<4	57	765	0.5J-	271	3.5	4.5	4.8	7.2	480	78
	7/7/2020	7.93	230	280	<0.5	<4	85	946	0.8J-	404	3.12J-	4.0	3.6	7.1	597	116
	9/30/2020	1.45	200	240	<0.5	<4	81	835	0.5J-	341	4.38	2.9	2.9	7	587	123
	1/15/2021	1.6	210	260	<0.5	<4	65	815	0.5	316	4.55	2.8	2.9	7.1J+	534	106
	4/5/2021	1.84	200	250	<0.5	<4	61	800	0.6	306	4.12	2.6	2.5	7.1J+	493	103
	7/8/2021	0.39	220	270	<0.5	<4	74	901J+	0.6	350	4.06	4.9	2.7	7J+	574	103
	10/8/2021	0.11	200	250	<0.5	<4	70	937	0.6	370	6.8J+	2.9	2.5	7.3J+	621J-	144
	1/10/2022	1.1	220	270	<0.5	<4	64	854	0.7	342	4.12	2.8	2.7	7.1	532	104
	5/26/2022	0.16	220	260	<0.5	<4	63	789	0.7	322	3.42	2.7	2.9	7	497	90

Attachment 1

Parrot Tailings Waste Removal Project

CSM Addendum

NON-METALS

Sample ID	Sample Date	A/C Balance	Alkalinity, Total ($CaCO_3$)	Bicarbonate (HCO_3)	Bromide	Carbonate (CO_3)	Chloride	Conductivity (25° C)	Fluoride	Hardness ($CaCO_3$)	Nitrogen (NO_3+NO_2 as N)	Organic Carbon, Dissolved	Organic Carbon, Total	pH	Solids, Total Dissolved (180° C)	Sulfate
		(%)	(mg/L)	(mg/L)	(mg/L)	(mg/L)	(mg/L)	(umhos/cm)	(mg/L)	(mg/L)	(mg/L)	(mg/L)	(mg/L)	(s.u.)	(mg/L)	(mg/L)
MHMSD-108	11/14/2017	0.26	34	41	<0.5	<4	93	1670	0.6	688	1.66	1.7	1.8	5.9	1340	723
	2/15/2018	1.34	35	42	<0.5	<4	120	1710	0.4	752	1.78	2.3	1.6	5.9	NA	697
	4/19/2018	0.6	39	47	<0.5	<4	105	1660	0.6	686	1.62	1.8	1.8	5.9	NA	714
	7/10/2018	0.77	29	35	<0.5	<4	83	1710	0.6	740	1.8J-	1.9	1.9	5.7	NA	819
	10/4/2018	1.9	29	35	<0.5	<4	94	1710	0.8	680	1.48	1.7	1.9	5.7	1410	777
	1/8/2019	0.24	33	40	<0.5UJ	<4	97	1740	0.7	727	1.92	1.6	1.7	5.7	NA	688J-
	10/8/2019	1.44	44	53	<0.5	<4	88	1660	0.7J+	731	1.32J-	3.2	3.3	5.9	NA	699J+
	2/11/2020	0.89	42	50	<0.5UJ	<4	110	1720	0.6	684	1.72	3.4	3.4	5.9	NA	637
	5/22/2020	3.4	51	61	<0.5	<4	94	1530	0.4	605	1.76	3.5	3.5	6	NA	657
	7/14/2020	3.43	41	50	<0.5	<4	85	1730	0.7	651	1.8	2.9	3.5	5.9	NA	726J+
	9/29/2020	3.15	42	51	<0.5	<4	75	1430	0.7J+	640	1.8J-	1.7	1.9	5.9	NA	641J+
	1/19/2021	1.47	38	46	<0.5	<4	84	1520	0.6J-	676	1.54	1.7	1.6	5.8J+	NA	656
	3/24/2021	1.76	46	55	<0.5	<4	116	1550	0.6	676	1.87	1.6	1.7	6	NA	624
	7/14/2021	0.01	60	73	<0.5	<4	60	1490J+	0.5J+	597	1.83J	1.6	1.6	6J	NA	562J-
	9/23/2021	0.87	64	77	<0.5	<4	58	1500	0.5	620	2.11	1.6	1.5	6.1	1100	565
	1/18/2022	0.24	59	71	<0.5	<4	70	1420	0.6	637	2.03	1.8	1.3	6.2	1150	584
MHMSD-113	11/14/2017	0	9	11	<0.5	<4	182	2460	1	907	0.32	2.5	2.3	5.4	2090	1120
	2/15/2018	1.68	6	6	0.8	<4	309	2860	1	1030	0.27	1.2	2.5	5.2	NA	1190
	4/19/2018	0.7	9	11	0.6	<4	258	2620	1	955	0.32	2.4	2.4	5.2	NA	1110
	7/10/2018	2.44	4	5	0.6	<4	194	2520	1.4	982	0.61J-	2.2	2.2	4.8	NA	1240
	10/4/2018	3.14	8	9	0.6	<4	217	2580	1.3	939	0.43	2.4	2.5	5	2260	1230
	1/8/2019	0.45	7	8	0.7J-	<4	266	2870	1.5	964	0.31	2.6	2.7	5	NA	1170J-
	4/2/2019	1.75	<4	<4	1.4	<4	440	3070	1.4	1140	0.47J-	2.7	2.8	4.8	NA	1150
	10/8/2019	0.05	16	19	0.6	<4	209	2450	1J+	941	0.3J-	4.4	4.7	5.3	NA	1060J+
	2/11/2020	1.17	<4	<4	0.9J-	<4	315	2880	1.4	987	0.17	4.3	4.4	5.2	NA	1120
	5/22/2020	3.36	9	10	0.8	<4	258	2420	0.5	840	0.24	4.4	4.6	5.1	NA	1020
	7/14/2020	3.5	8	9	0.6	<4	199	2310	1.1	828	0.33	4.0	4.5	5.3	NA	1030J+
	9/29/2020	1.06	<4	<4	0.5J+	<4	169	2020	1J+	845	0.22J-	2.5	2.6	4.8	NA	980J+
	1/19/2021	1.28	6	7	0.6	<4	216	2400	1.1J-	983	0.09	2.4	2.4	5J+	NA	1180
	3/24/2021	0.84	6	7	1	<4	358	2700	1	1040	0.14	2.2	2.4	5.2	NA	1050
	7/14/2021	2.83	14	16	<0.5	<4	159	2170J+	0.8J+	802	0.12J	2.4	2.4	5.4J	NA	876J-
	9/23/2021	2.75	6	7	<0.5	<4	154	2160	0.8	833	0.17	2.4	2.4	5.1	1720	907
	1/18/2022	0.16	10	12	0.8	<4	226	2320	1	950	0.05	2.0	2.0	5.5	1970	1050

Attachment 1

Parrot Tailings Waste Removal Project

CSM Addendum

NON-METALS

Sample ID	Sample Date	A/C Balance	Alkalinity, Total ($CaCO_3$)	Bicarbonate (HCO_3)	Bromide	Carbonate (CO_3)	Chloride	Conductivity (25° C)	Fluoride	Hardness ($CaCO_3$)	Nitrogen (NO_3+NO_2 as N)	Organic Carbon, Dissolved	Organic Carbon, Total	pH	Solids, Total Dissolved (180° C)	Sulfate
		(%)	(mg/L)	(mg/L)	(mg/L)	(mg/L)	(mg/L)	(umhos/cm)	(mg/L)	(mg/L)	(mg/L)	(mg/L)	(mg/L)	(s.u.)	(mg/L)	(mg/L)
MH-MDS116	11/14/2017	1.71	<4	<4	<0.5	<4	269	2760	1.9	797	0.7	2.1	2.1	4	2340	1200
	2/15/2018	4.85	<4	<4	0.6	<4	341	3430	1.9	1070	0.38	1.2	2.3	4.3	NA	1710
	4/19/2018	4.96	<4	<4	<0.5	<4	236	4220	2.6	1500	0.6	2.7	2.6	4.6	NA	2600
	7/10/2018	3.71	<4	<4	0.7	<4	307	3530	2.9	1210	0.49J-	2.0	1.8	4.1	NA	1860
	10/4/2018	4.34	<4	<4	1	<4	466	3360	2.1	926	1.01	2.3	2.4	4	2850	1330
	1/8/2019	2.84	<4	<4	0.9J-	<4	401	3840	2.6	1130	0.39	2.9	3.0	4.1	NA	1670J-
	4/2/2019	2.86	<4	<4	0.7	<4	280	4370	2.4	1650	0.11J-	2.9	2.7	4.1	NA	2700
	10/8/2019	3.97	<4	<4	0.6	<4	249	3500	2.7J+	1210	0.16J-	3.9	3.7	4.5	NA	1910J+
	2/11/2020	1.67	<4	<4	0.5J-	<4	271	2870	1.7	833	0.13	3.2	3.1	4.1	NA	1290
	5/22/2020	6.7	<4	<4	<0.5	<4	215	4250	3.2	1560	0.03	4.2	4.1	4.1	NA	NA
	7/14/2020	4.95	<4	<4	0.7	<4	313	3430	2.5	1070	0.15	3.6	3.9	4.4	NA	1710J+
	9/29/2020	2.82	<4	<4	0.7J+	<4	273	2630	1.8J+	893	0.24J-	2.8	2.7	4.2	NA	1290J+
	1/19/2021	2.58	<4	<4	<0.5	<4	225	4010	2.4J-	1610	<0.01	2.5	2.3	4.2J+	NA	2640
	3/24/2021	4.37	<4	<4	1.2	<4	461	3470	2.4	1170	0.22	2.1	2.1	4	NA	1580
	7/14/2021	2.35	<4	<4	0.5	<4	166	1670J+	0.7	470	0.67J	2.4	2.5	5J	NA	559J-
	9/23/2021	1.81	<4	<4	<0.5	<4	201	4060	2.3	1400	<0.01	2.7	2.8	4	4190	2230
	1/18/2022	3.79	<4	<4	<0.5	<4	222	3740	2.3	1400	<0.01	2.2		4.7	3950	2330
MSD-02A	12/5/2017	3.85	12	14	<0.5	<4	65	1180	0.9	421	5.7	1.4	1.3	5.2	908	496
	4/18/2018	4.51	14	16	<0.5	<4	90	1200	0.7	417	6.2	2.1	1.7	5.3	902	440
	7/12/2018	2.8	13	15	<0.5	<4	75	1290	0.8	488	7.34J-	1.4	1.5	5.3	988	520
	10/5/2018	4.68	14	16	<0.5	<4	66	1260	0.6J-	468	5.6	1.5	1.5	5.3	990	512
	1/16/2019	4.97	12	15	<0.5	<4	62	1170	0.8	425	5.26	1.3	1.3	5.3	898	488
	4/10/2019	17	<4	<4	<0.5	<4	161	2360	1.5J-	585	20.5J-	2.0	2.1	3.3	1760	968
	7/16/2019	3.49	10	12	<0.5UJ	<4	75	1190	0.9	447	6.8	1.2	1.2	5.1	951	473
	10/3/2019	3.09	12	14	<0.5	<4	67	1170	0.8	426	6.4	2.7	2.9	5.2	954	484
	1/21/2020	3.5	12	14	<0.5	<4	63	1110	0.7	408	6.9	2.8	2.8	5.2	852	441
	4/9/2020	4.2	12	15	<0.5	<4	59	1050	0.5	405	6.6	1.2	1.2	5.2	815	406
	7/8/2020	2.04	13	15	<0.5	<4	63	1050	0.8	392	7.1	2.6	2.7	5.3	775	387
	10/1/2020	3.99	14	16	<0.5	<4	56	977	0.7J-	354	6.8	1.2	1.2	5.3	800	397
	1/18/2021	3.8	13	16	<0.5	<4	57	918	0.7J	316	7	1.4	1.4	5.3J+	701	344
	4/7/2021	3.3	13	15	<0.5	<4	47	872	0.7J-	293	4.9	1.2	1.1	5.4J+	646	326
	7/7/2021	1.53	12	14	<0.5	<4	31	707J+	0.6	236	3.65J-	1.1	1.1	5.3	510	239
	10/12/2021	4.14	14	16	<0.5	<4	36	649J+	0.7	191	3.75	1.3	1.3	5.4J+	508	209
	1/10/2022	1.48	14	16	<0.5	<4	35	570	0.7	172	2.15	1.3	1.2	5.4	398	182
	5/25/2022	4.96	13	15	<0.5	<4	26	434	0.7	132	2.26	1.1	1.1	5.5	314	139

Attachment 1

Parrot Tailings Waste Removal Project

CSM Addendum

NON-METALS

Sample ID	Sample Date	A/C Balance	Alkalinity, Total ($CaCO_3$)	Bicarbonate (HCO_3)	Bromide	Carbonate (CO_3)	Chloride	Conductivity (25° C)	Fluoride	Hardness ($CaCO_3$)	Nitrogen (NO_3+NO_2 as N)	Organic Carbon, Dissolved	Organic Carbon, Total	pH	Solids, Total Dissolved (180° C)	Sulfate
		(%)	(mg/L)	(mg/L)	(mg/L)	(mg/L)	(mg/L)	(umhos/cm)	(mg/L)	(mg/L)	(mg/L)	(mg/L)	(mg/L)	(s.u.)	(mg/L)	(mg/L)
MSD-02B	12/4/2017	4.12	<4	<4	0.6	<4	126	4770	1.1	1820	0.08	1.5	1.6	4.2	5830	3480
	2/8/2018	3.98	<4	<4	<0.5	<4	123	4560	1.4	1860	<0.01	1.5	1.6	4.3	5450	3460
	4/13/2018	1.8	<4	<4	<0.5	<4	112	4640	1.3J-	1820	0.04J-	<0.5	1.6	4.2	5680	3270
	7/11/2018	4.81	<4	<4	<0.5	<4	119	4830	1.3	1830	0.01J-	1.2	1.2	4.1	5280	3480
	10/4/2018	6.95	<4	<4	<0.5	<4	120	4650	1.4	1800	<0.01	1.2	1.0	4.2	5650	3470
	1/16/2019	4.96	<4	<4	<0.5	<4	102	4420	1.3	1750	0.04J-	1.3	1.4	4.3	5140	3180
	4/10/2019	3.44	<4	<4	<0.5	<4	99	4140	1.2J-	1780	0.06J-	1.2	1.2	4.4	4790	3020
	7/16/2019	4.43	<4	<4	<0.5	<4	97	4220	1.2	1710	<0.01	0.9	0.8	4.3	4760	2950
	10/3/2019	4.47	<4	<4	<0.5	<4	100	4240	1.2J+	1800	<0.01	2.9	3.0	4.4	4780	3040
	1/20/2020	2.84	<4	<4	<0.5	<4	104	4280	1.2	1780	<0.01UJ	2.5	3.0	4.3	4880	2920
	4/9/2020	1.1	<4	<4	<0.5UJ	<4	95	4390	1.2J-	1790	0.02	3.1	3.2	4.2	5030	2870
	7/8/2020	4.27	<4	<4	<0.5	<4	99	4330	1.6J+	1840	<0.02UJ	0.5	0.6	4.3	4910	3110
	10/2/2020	3.52	<4	<4	<0.5	<4	104	4330	1.3J-	1870	<0.01	1.5	1.5	4.2	5200	3150
	1/17/2021	3.81	<4	<4	<0.5	<4	103	4310	1.2J	1750	<0.01UJ	1.4	1.4	4.2J+	5100	3030
	4/6/2021	3.57	<4	<4	<0.5	<4	111	4360	1.2	1770	0.02	1.2	1.2	4.2	5210	3070
	7/9/2021	2.9	<4	<4	<0.5	<4	113	4510J+	1.3	1780	<0.01	1.5	1.4	4.1J-	5350J+	3030
	10/11/2021	4.71	<4	<4	<0.5	<4	133	4610	1.4	1790	<0.01	1.7	1.8	4J-	5290	3200
	1/10/2022	1.62	<4	<4	<1	<4	144	4550	1.3	1890	<0.01	1.4	1.5	4.2	5210	3170
	5/27/2022	4.4	<4	<4	<0.5	<4	152	4620	1.3	1770	<0.01	1.6	1.6	4.1	5140	3110
MSD-03	7/11/2018	2.73	56	68	<0.5	<4	127	2950	0.3	1440	5.2	1.2	1.2	5.9	2490	1510
	10/3/2018	2.9	58	70	<0.5	<4	119	2750	0.3	1400	5.75	1.2	1.1	6	2550	1490
	1/17/2019	3.42	58	70	<0.5	<4	114	2690	0.3	1390	5.22J-	1.3	1.3	5.8	2520	1480
	4/10/2019	3.62	57	69	<0.5	<4	110	2580	0.3J-	1420	5.53J-	1.3	1.3	5.8	2390	1440
	7/16/2019	4.34	57	68	<0.5	<4	108	2630	0.3	1300	6.35	1.2	1.1	5.8	2430	1410
	10/3/2019	2.02	56	67	<0.5	<4	106	2600	0.4J+	1340	6.2J+	1.2	1.3	5.8	2420	1410
	1/20/2020	3.6	56	67	<0.5	<4	106	2540	0.3	1320	6.2J-	3.1	3.3	5.8	2350	1430
	4/10/2020	2.6	58	71	<0.5	<4	116	2630	0.2J-	1400	5.5	2.6	2.6	6.2	2370	1360J+
	7/8/2020	3.96	57	69	<0.5	<4	97	2490	0.4J+	1230	6.34	1.1	1.1	5.8	2280	1350
	10/2/2020	3.25	57	69	<0.5	<4	101	2500	0.3J-	1330	6	1.4	1.4	5.8	2290	1320
	1/15/2021	3.9	58	70	<0.5	<4	102	2470	0.3	1230	5.7	1.4	1.4	5.8J+	2330	1340
	4/5/2021	3.43	54	65	<0.5	<4	107	2660	0.3	1340	5.7	1.3	1.3	5.8J+	2440	1430
	7/9/2021	4.87	55	66	<0.5	<4	98	2530J+	0.2	1290	6.1	1.3	1.3	5.8J+	2360J+	1320
	10/8/2021	2.93	58	70	<0.5	<4	101	2650	0.3	1370	5.3J+	1.2	1.2	5.8J+	2490J-	1370
	1/10/2022	1.92	55	67	<0.5	<4	104	2640	0.3	1410	5.3	1.3	1.3	5.8	2480	1370
	5/26/2022	3.58	54	65	<0.5	<4	110	2630	0.3	1380	5.29	1.4	1.4	5.8	2440	1470

Attachment 1

Parrot Tailings Waste Removal Project

CSM Addendum

NON-METALS

Sample ID	Sample Date	A/C Balance	Alkalinity, Total ($CaCO_3$)	Bicarbonate (HCO_3)	Bromide	Carbonate (CO_3)	Chloride	Conductivity (25° C)	Fluoride	Hardness ($CaCO_3$)	Nitrogen (NO_3+NO_2 as N)	Organic Carbon, Dissolved	Organic Carbon, Total	pH	Solids, Total Dissolved (180° C)	Sulfate
		(%)	(mg/L)	(mg/L)	(mg/L)	(mg/L)	(mg/L)	(umhos/cm)	(mg/L)	(mg/L)	(mg/L)	(mg/L)	(mg/L)	(s.u.)	(mg/L)	(mg/L)
MSD-04	11/30/2017	3.36	61	73	<0.5	<4	37	946	0.3	379	3.4	1	1	6.4	678	359
	2/8/2018	1.81	60	73	<0.5	<4	37	960	0.3	391	3.37	1.0	1.1	6.4	687	359
	4/12/2018	1.31	62	75	<0.5	<4	37	934	0.3	382	3.44	0.9	1.0	6.5	684	343
	7/10/2018	1.31	62	74	<0.5	<4	35	977	0.3	380	3.47	0.9	0.9	6.5	661	344
	10/3/2018	2.24	63	76	<0.5	<4	38	930	0.3	368	3.41	0.9	0.9	6.6	682	347
	1/16/2019	3.77	59	71	<0.5	<4	37	1080	0.3	461	2.44J-	0.9	0.9	6.4	838	460
	4/10/2019	0.68	55	66	<0.5	<4	36	1170	0.3J-	569	2.17J-	1.0	0.9	6.4	925	533
	7/16/2019	4.06	53	64	<0.5	<4	37	1260	0.3	529	2.4	0.9	0.8	6.4	959	553
	10/2/2019	0.09	55	66	<0.5	<4	35	1190	0.3J+	509	2.55J+	1.2	1.0	6.4	924	488
	1/20/2020	2.97	55	66	<0.5	<4	39	1150	0.3	499	2.8J-	1.9	1.8	6.4	888	504
	4/9/2020	0.39	58	70	<0.5UJ	<4	37	1100	0.2J-	457	3.39	2.0	1.9	6.6	794	418
	7/7/2020	0.57	62	75	<0.5	<4	39	968	0.3J-	409	3.62J-	0.9	0.9	6.5	711	363
	9/30/2020	2.32	63	77	<0.5	<4	40	864	0.3J-	368	4.01	1.0	1.0	6.4	673	333
	1/15/2021	1.07	64	77	<0.5	<4	39	855	0.3	345	4.06	1.0	0.9	6.4J+	630	297
	4/5/2021	1.59	60	72	<0.5	<4	39	896	0.3	357	3.86	1.0	1.0	6.4J+	645	312
	7/8/2021	1.22	62	75	<0.5	<4	38	913J+	0.3	369	3.6	1.1	0.9	6.4J+	653	301
	10/8/2021	0.77	65	78	<0.5	<4	39	829	0.3	325	4.2J+	1.0	0.9	6.5J+	599J-	268
	1/10/2022	0.96	61	74	<0.5	<4	41	888	0.3	353	3.9	1.0	0.9	6.5	625	300
	5/26/2022	0.02	61	74	<0.5	<4	43	924	0.3	408	3.83	1.0	1.0	6.4	673	345
MSD-2A	4/10/2019	17	<4	<4	<0.5	<4	161	2360	1.5 J-	585	20.5 D, J-	2	2.1	3.3 H	1760 D	968
	7/16/2019	3.49	10	12	<0.5 UJ	<4	75	1190	0.9	447	6.8 D	1.2	1.2	5.1 H	951	473
	10/3/2019	-3.09	12	14	<0.5	<4	67	1170	0.8	426	6.4 D	2.7	2.9	5.2 H	954	484
	1/21/2020	-3.5	12	14	<0.5	<4	63	1110	0.7	408	6.9	2.8	2.8	5.2 H	852	441
	4/9/2020	4.2	12	15	<0.5	<4	59	1050	0.5	405	6.6	1.2 J	1.2 J	5.2	815	406
	7/8/2020	2.04	13	15	<0.5	<4	63	1050	0.8	392	7.1	2.6	2.7	5.3	775	387
	10/1/2020	3.99	14	16	<0.5	<4	56	977	0.7 J-	354	6.8	1.2	1.2	5.3	800	397
	1/18/2021	3.8	13	16	<0.5	<4	57	918	0.7 J	316	7 D	1.4	1.4	7.3 H	701	344
	4/7/2021	3.3	13	15	<0.5	<4	47	872	0.7 J-	293	4.9 D	1.2	1.1	7.7 H	646	326
	7/7/2021	-1.53	12	14	<0.5	<4	31	707 J+	0.6	236	3.65 J-, D	1.1 J	1.1	9.3 H	510	239
	10/12/2021	-4.14	14	16	<0.5	<4	36	649 J+	0.7	191	3.75 D	1.3	1.3	7.4 H	508	209
MSDSG-02	12/8/2017	4.35	150	190	<0.5	<4	11	431	0.5	149	0.03	2.2	1.6	7.4	276	48
	7/12/2018	1.47	94	80	<0.5	17	10	310	0.4	110	<0.01UJ	3.1	2.8	9.3	NA	45
	10/8/2018	0.94	130	150	<0.5	<4	9	372	0.4J-	136	0.06J-	1.7	1.6	7.5	NA	46
	1/21/2019	1.32	98	120	<0.5	<4	7	302	0.4	107	0.16J-	0.9	0.9	7.3	NA	39
	4/15/2019	1.18	120	150	<0.5	<4	12	419	0.6	154	0.02J-	2.4	2.4	8.1	NA	68
	7/18/2019	1.73	110	56	<0.5	39	8	302	0.5	106	<0.01	3.7	3.5	9.7	NA	32
	10/7/2019	1.72	130	160	<0.5	<4	8	377	0.5J+	135	0.05J-	2.6	2.8	7.5	NA	44J+
	1/23/2020	0.45	100	120	<0.5	<4	7	311	0.4	109	0.14	1.7	1.6	7.3	NA	42
	4/14/2020	3.27	120	130	<0.5	<4	8	346	0.5	125	0.02	3.3	3.4	8.6	NA	51
	7/10/2020	1.59	79	22	<0.5	36	8	285	0.5	92	0.01	3.6	3.5	10.3	NA	48
	10/3/2020	0.52	140	170	<0.5	<4	10	390	0.5J-	150	0.02	2.6	2.6	7.9	NA	44
	1/20/2021	0.84	100	120	<0.5	<4	7	306	0.4	112	0.2	0.9	0.9	7.3	NA	42
	4/8/2021	1.79	110	130	<0.5UJ	<4	8	327	0.4	118	0.01	2.3	2.4	7.7J+	NA	40
	7/13/2021	0.97	80	65J	<0.5UJ	16	8	278J	0.5J	90J	0.37J	5.2	5.2	9.3J+	NA	41J
	10/14/2021	0.32	150	190	<0.5UJ	<4	8	410J+	0.4J-	153	<0.01	2.1	2.3	7.4J+	257	36J-
	1/13/2022	0.05	100	120	<0.5	<4	7	309	0.4	116	0.3	0.7	0.7	7.3	214	41
	5/31/2022	1.76	110	130	<0.5	5	9	324	0.4	127	<0.01	3.4	3.5	8.8	192	38

Attachment 1

Parrot Tailings Waste Removal Project

CSM Addendum

NON-METALS

Sample ID	Sample Date	A/C Balance	Alkalinity, Total ($CaCO_3$)	Bicarbonate (HCO_3)	Bromide	Carbonate (CO_3)	Chloride	Conductivity (25° C)	Fluoride	Hardness ($CaCO_3$)	Nitrogen (NO_3+NO_2 as N)	Organic Carbon, Dissolved	Organic Carbon, Total	pH	Solids, Total Dissolved (180° C)	Sulfate
		(%)	(mg/L)	(mg/L)	(mg/L)	(mg/L)	(mg/L)	(umhos/cm)	(mg/L)	(mg/L)	(mg/L)	(mg/L)	(mg/L)	(s.u.)	(mg/L)	(mg/L)
MSDSG-03	12/8/2017	4.11	170	210	<0.5	<4	18	499	0.5	179	<0.01	4.5	4.4	7.1	318	52
	7/12/2018	1.01	100	120	<0.5	<4	8	341	0.4	125	0.03J-	3.3	3.3	7.1	NA	51
	10/8/2018	0.36	110	130	<0.5	<4	11	380	0.4J-	136	0.11J-	3.3	3.3	7.2	NA	57
	1/21/2019	2.26	100	120	<0.5	<4	10	370	0.4	135	0.07J-	1.3	1.3	6.8	NA	65
	4/15/2019	0.86	110	130	<0.5	<4	14	389	0.5	149	<0.01UJ	6.1	6.2	7.3	NA	54
	7/18/2019	1.14	110	130	<0.5	<4	6	308	0.4	115	<0.01	4.5	4.8	7.2	NA	33
	10/7/2019	0.73	120	140	<0.5	<4	10	359	0.4J+	132	<0.01UJ	4.3	4.9	7.4	NA	45J+
	1/23/2020	0.97	100	130	<0.5	<4	10	367	0.4	133	<0.01	3.0	3.1	6.8	NA	62
	4/14/2020	3.1	110	130	<0.5	<4	10	341	0.5	125	<0.01	4.8	4.9	7.4	NA	51
	7/10/2020	1.49	110	130	<0.5	<4	8	323	0.6	118	<0.01	6.9	7.1	7.4	NA	37
	10/3/2020	0.46	110	140	<0.5	<4	10	350	0.4J-	132	<0.01	3.7	3.5	7.4	NA	47
	1/20/2021	0.35	110	140	<0.5	<4	11	369	0.4	144	<0.01	2.2	2.2	6.8J+	NA	58
	4/8/2021	2.78	92	110	<0.5UJ	<4	9	272	0.3	101	<0.01	3.8	4.3	7	NA	27
	7/13/2021	0.77	130	150J	<0.5UJ	<4	6	330J	0.5J	123J	0.03J	6.9	7.1	7.2J+	NA	25J
	10/14/2021	0.13	130	160	<0.5UJ	<4	10	370J+	0.4J-	134	<0.01	3.9	4.0	7.3J+	235	36J-
	1/13/2022	0.87	160	190	<0.5	<4	14	442	0.5	171	<0.01	4.1	4.4	6.9	296	45
	5/31/2022	1.82	110	130	<0.5	<4	13	394	0.5	154	0.03	5.8	8.0	7.5	246	63
MSDSG-05	12/8/2017	4.2	100	120	<0.5	<4	18	346	0.2	121	1.58	2	1.8	7.6	220	34
	2/15/2018	1.77	98	120	<0.5	<4	18	342	0.2	135	1.23	2.1	1.9	7.5	NA	33
	4/17/2018	0.9	82	99	<0.5	<4	16	282	0.2	107	0.48	6.2	6.1	7.6	NA	27
	7/12/2018	1.83	91	110	<0.5	<4	11	266	0.2	106	0.46J-	6.6	6.6	7.9	NA	19
	10/8/2018	0.99	90	110	<0.5	<4	11	278	0.1J-	109	0.6J-	3.6	3.5	7.7	NA	27
	1/21/2019	1.52	99	120	<0.5	<4	26	364	0.2	136	1.27J-	1.8	1.7	7.6	NA	35
	4/15/2019	1.37	84	100	<0.5	<4	16	297	0.2	113	0.4J-	5.4	5.4	7.6	NA	31
	7/18/2019	1.75	94	110	<0.5	<4	12	286	0.2	116	0.64	4.8	4.9	7.8	NA	23
	10/7/2019	0.36	89	110	<0.5	<4	13	295	0.2J+	113	0.67J-	3.6	3.6	8	NA	32J+
	1/23/2020	1.07	100	120	<0.5	<4	18	342	0.2	133	1.45	2.3	2.3	7.8	NA	35
	4/14/2020	2.46	92	110	<0.5	<4	17	303	0.2	112	0.76	4.8	4.8	7.8	NA	31
	7/10/2020	1.43	89	110	<0.5	<4	15	285	0.2	105	0.71	5.2	5.2	7.8	NA	26
	10/3/2020	1.24	110	130	<0.5	<4	19	345	0.2J-	137	1.22	1.8	1.9	8.1	NA	33
	1/20/2021	0.04	110	130	<0.5	<4	19	349	0.2	141	1.73	1.6	1.2	7.6J+	NA	35
	4/8/2021	1.82	74	90	<0.5UJ	<4	14	255	0.2	91	0.54	4.6	4.8	7.6J+	NA	27
	7/13/2021	1.28	110	140J	<0.5UJ	<4	22	394J	0.2J	145J	1.45J	1.4	1.4	7.8J+	NA	33J
	10/14/2021	0.24	110	130	<0.5UJ	<4	18	363J+	0.2J-	136	1.45	1.7	1.5	7.7J+	231	32J-
	1/13/2022	0.59	100	130	<0.5	<4	27	378	0.2	144	1.54	1.2	1.1	7.6	250	37
	5/31/2022	2.76	53	64	<0.5	<4	17	264	0.2	95	0.28	10.5	10.6	7.5	177	42
PDW-01	4/12/2019	3.96	<4	<4	<0.5	<4	142	4380	10.9 *	1740	6.6 D	3.6	3.7	4.1 H	4740 D	2890
	7/17/2019	3.86	<4	<4	<0.5 UJ	<4	187	3900	5.6 *	1440	3.98 D	2.2	2.2	4.2 H	4130 D	2240
	7/12/2021	-3.35	<4	<4	<0.5	<4	136	4510 J+	6.8 J-	1480	1.11 J-	2.6	2.5	5.0 H	5150 J+	2820 J-

Attachment 1

Parrot Tailings Waste Removal Project

CSM Addendum

NON-METALS

Sample ID	Sample Date	A/C Balance	Alkalinity, Total ($CaCO_3$)	Bicarbonate (HCO_3)	Bromide	Carbonate (CO_3)	Chloride	Conductivity (25° C)	Fluoride	Hardness ($CaCO_3$)	Nitrogen (NO_3+NO_2 as N)	Organic Carbon, Dissolved	Organic Carbon, Total	pH	Solids, Total Dissolved (180° C)	Sulfate
		(%)	(mg/L)	(mg/L)	(mg/L)	(mg/L)	(mg/L)	(umhos/cm)	(mg/L)	(mg/L)	(mg/L)	(mg/L)	(mg/L)	(s.u.)	(mg/L)	(mg/L)
PMP-01A	12/6/2017	7.39	20	24	0.8	<4	178	1320	1.4	291	10	2.5	2.7	5.2	904	326
	2/12/2018	4.03	15	17	0.7	<4	199	1330	1.5	316	9.1	2.4	2.4	5.1	934	314
	4/12/2018	3.81	19	23	0.7	<4	207	1390	1.4	344	8.6J-	1.8	2.4	5.2	959	310
	6/27/2018	1.47	17	20	0.8	<4	247	1490	1.6J-	351	6.5J+	2.5	2.5	5.1	956	268J-
	10/5/2018	3.34	11	12	1.2	<4	278	1590	1.5	314	2.5J-	2.6	2.5	4.9	1030	315
	1/17/2019	4.17	13	15	0.7	<4	162	1050	0.8	165	0.45J-	2.4	2.5	5	676	235
	4/11/2019	3.94	8	10	0.6	<4	123	897	0.7J-	145	0.19J-	2.4	2.3	4.9	586	220
	7/16/2019	3.55	11	13	<0.5	<4	83	656	0.6	98	0.05	2.2	2.0	5.1	453	158
	10/3/2019	4.87	16	18	0.6	<4	127	827	0.7J+	138	0.18J+	2.4	2.6	5.3	537	181
	1/21/2020	4.61	9	10	0.5	<4	120	798J	0.6J-	123	0.31	4.2	4.5	5	532	165
	4/14/2020	3.3	8	9	<0.5	<4	94	684	0.4J-	103	0.56	4.1	4.1	5	477	165J+
	7/8/2020	1.89	10	11	<0.5	<4	68	596	0.5J-	103	3.19	1.9	1.7	5.1	420	139
	10/3/2020	6.5	14	17	<0.5	<4	101	740	0.5	108	0.77J-	2.1	2.3	5.2	510	169
	1/18/2021	7.32	9	11	<0.5	<4	118	776	0.6J	110	2.77	2.3	2.4	5J+	539	156
	4/7/2021	4.02	9	10	<0.5	<4	93	715	0.5J-	103	4.76	2.1	2.0	5J+	479	158
	7/12/2021	2.92	9	10	<0.5	<4	95	748J+	0.5	112	5.2	2.1	2.0	5J+	514J+	146
	10/12/2021	3.98	9	10	0.6	<4	144	909	0.7	131	1.93	2.5	2.6	5J+	588J+	168
	1/11/2022	3.12	9	10	0.6	<4	148	936	0.8	142	5.2	2.2	2.2	5	591	162
	5/27/2022	4.69	8	9	<0.5	<4	86	905	0.8	152	12.2	2.0	2.0	4.9	634	222
PMP-01B	12/5/2017	7.72	74	90	<0.5	<4	77	2040	0.2	731	9.74	2.2	2	5.8	1700	967
	2/12/2018	4.44	60	72	<0.5	<4	74	1870	0.2	767	9.6	1.8	1.8	5.8	1590	860
	4/13/2018	2.29	64	77	<0.5	<4	75	1960	0.2J-	757	8.6J-	1.4	1.9	5.8	1660	892
	6/27/2018	1.02	59	71	<0.5	<4	69	1810	0.2	697	8.2J-	1.6	1.7	5.8	1480	800
	10/5/2018	4.64	57	69	<0.5	<4	74	1850	0.2	717	7.9J-	1.7	1.6	5.8	1560	843
	1/17/2019	3.25	57	68	<0.5	<4	72	1780	0.2	653	7.6J-	1.6	1.5	5.8	1430	793
	4/11/2019	3.98	58	70	<0.5	<4	71	1790	0.2	716	7.6	1.6	1.5	5.8	1440	829
	7/16/2019	2.22	56	67	<0.5	<4	66	1780	0.2	734	10.1	1.4	1.4	5.8	1550	832
	10/3/2019	4.44	54	65	<0.5	<4	70	1700	0.2J+	658	9J+	1.5	1.6	5.8	1400	774
	1/21/2020	2.41	54	65	<0.5	<4	70	1780J	0.2J-	676	8.7	3.6	3.8	5.8	1440	798
	4/13/2020	2.19	56	67	<0.5	<4	79	1790	0.2J-	660	8.3	4.0	4.1	5.7	1460	782J+
	7/8/2020	2.59	58	70	<0.5	<4	76	1800	<0.1UJ	690	8.3	2.6	3.4	5.8	1450	786
	10/3/2020	1.83	60	73	<0.5	<4	80	1760	0.2	667	8.4J-	1.6	1.5	5.8	1490	787
	1/18/2021	2.84	56	67	<0.5	<4	83	1710	0.1J	617	8.4	1.8	1.8	5.8J+	1470	755
	4/7/2021	1.84	55	67	<0.5	<4	87	1780	0.2J-	643	7.4	1.7	1.5	5.9J+	1440	756
	7/12/2021	1.91	57	69	<0.5	<4	80	1820J+	0.1	628	7.5	1.8	1.7	5.7J+	1510J+	747
	10/12/2021	2.03	56	67	<0.5	<4	80	1770	0.2	634	7	2.0	1.9	5.8J+	1450	759
	1/11/2022	3.71	57	69	<0.5	<4	74	1860	0.2	676	5.84	1.6	1.7	5.8	1480	786
	5/27/2022	2.77	55	66	<0.5	<4	77	1780	0.2	628	6.36	1.7	1.6	5.8	1430	774

Attachment 1

Parrot Tailings Waste Removal Project

CSM Addendum

NON-METALS

Sample ID	Sample Date	A/C Balance	Alkalinity, Total ($CaCO_3$)	Bicarbonate (HCO_3)	Bromide	Carbonate (CO_3)	Chloride	Conductivity (25° C)	Fluoride	Hardness ($CaCO_3$)	Nitrogen (NO_3+NO_2 as N)	Organic Carbon, Dissolved	Organic Carbon, Total	pH	Solids, Total Dissolved (180° C)	Sulfate
		(%)	(mg/L)	(mg/L)	(mg/L)	(mg/L)	(mg/L)	(umhos/cm)	(mg/L)	(mg/L)	(mg/L)	(mg/L)	(mg/L)	(s.u.)	(mg/L)	(mg/L)
PMP-02A	12/6/2017	3.31	<4	<4	<0.5	<4	130	2820	0.9	988	0.11	2.2	2.3	4.8	2770	1620
	2/14/2018	1	<4	4	<0.5	<4	91	1560	0.3	712	0.09	5.1	5.8	5.2	1300	674
	4/12/2018	2.97	<4	<4	<0.5	<4	140	2920	0.7	1010	0.8J-	1.4	2.1	4.3	2870	1610
	6/27/2018	2.35	<4	<4	<0.5	<4	87	2690	2.2J-	933	0.06J+	2.8	3.3	4.3	2720	1540J-
	10/5/2018	7.8	<4	<4	<0.5	<4	71	2350	1.2J-	682	0.05	2.2	2.2	3.4	2330	1280
	1/17/2019	10.2	<4	<4	<0.5	<4	128	2650	0.9J-	1230	0.07	1.9	2.0	4.4	2590	1500
	4/11/2019	2.35	<4	<4	<0.5	<4	109	2410	0.7J-	871	0.06J-	1.1	1.1	4.5	2250	1370
	7/17/2019	8.43	<4	<4	<0.5UJ	<4	90	3300	2.4	1030	<0.01	2.0	2.4	3.5	3750	2060
	10/4/2019	5.72	<4	<4	<0.5	<4	54	1980	0.4	572	<0.01	2.1	2.1	3.5	1890	1050
	1/21/2020	1.46	<4	<4	<0.5	<4	85	2060	0.5	744	<0.01	2.4	2.1	4	1940	1120
	4/10/2020	0.94	<4	<4	<0.5	<4	66	1590	0.4J-	502	0.04	1.8	1.4	3.7	1330	763
	7/9/2020	1.59	<4	<4	<0.5	<4	30	975	0.3J-	252	0.06	1.0	0.8	3.6	707	414
	10/1/2020	8.18	<4	<4	<0.5	<4	23	879	0.1J-	234	<0.01UJ	0.8	0.9	3.2	523	299
	1/18/2021	4.26	<4	<4	<0.5	<4	161	2880	0.9J-	1080	<0.01	1.5	1.6	4J+	2940	1760
	4/7/2021	1.53	<4	<4	<0.5	<4	156	3170	1.1J-	1280	<0.01	1.9	1.9	4.1J-	3190	1820
	7/8/2021	3.97	<4	<4	<0.5	<4	124	3060J+	0.8J-	1150	<0.01UJ	2.1	1.9	3.5J-	3000J	1610J-
	10/13/2021	0.02	<4	<4	<0.5	<4	53	1610	0.6J-	543	<0.01	1.4	1.5	4J+	1420	816
	1/13/2022	8.45	<4	<4	<0.5	<4	93	2190	0.8	685	<0.01	1.6	1.8	4.4	2040	1230
	5/25/2022	4.48	<4	<4	<0.5	<4	104	2490	0.9	1060	<0.01	2.1	1.7	4.4	2480	1490
PMP-02B	12/4/2017	7.01	<4	<4	0.6	<4	129	4810	7.8	1790	0.08	1.9	2	4.3	5850	3480
	2/12/2018	5.55	<4	<4	<0.5	<4	99	4390	8.1	1770	0.06	2.0	2.0	4.5	5560	3290
	4/12/2018	4.59	<4	<4	<0.5	<4	92	4570	7.5	1820	0.8J-	<0.5	2.0	4.2	5460	3240
	6/27/2018	4.62	<4	<4	<0.5	<4	92	4380	7.6J-	1800	0.02J+	1.6	1.7	4.4	4900	2860J-
	10/5/2018	5.77	<4	<4	<0.5	<4	110	4180	6.9J-	1650	0.03	1.5	1.5	4.5	5000	2760
	1/17/2019	8.8	<4	<4	<0.5	<4	124	4010	9.3J-	1640	0.09	1.2	1.2	4.6	4460	2660
	4/11/2019	9.84	<4	<4	<0.5	<4	124	3900	10.2J-	1660	1.09J-	<0.5	<0.5	4.5	4190	2640
	7/17/2019	5.74	<4	<4	<0.5UJ	<4	115	3860	10.5	1730	2.04	0.7	0.7	4.5	4350	2410
	10/4/2019	6.79	<4	<4	<0.5	<4	126	3970	11.1	1750	<0.01	2.5	2.8	4.5	4540	2670
	1/21/2020	8.64	<4	<4	<0.5	<4	140	3990	11.8	1730	<0.01	3.1	3.0	4.5	4570	2620
	4/10/2020	9	<4	<4	<0.5	<4	145	3990	10.9J-	1740	0.01	2.7	2.6	4.5	4400	2660
	7/9/2020	9.86	<4	<4	<0.5	<4	136	4220	12.3J-	1800	<0.05	0.7	0.6	4.5	4620	2900
	10/1/2020	5.02	<4	<4	<0.5	<4	150	4600	11.7J-	2070	<0.01UJ	1.8	1.7	4.2	5440	3120
	1/18/2021	7.54	<4	<4	<0.5	<4	146	4330	11.4J-	1940	<0.01	1.5	1.6	4.3	5140	3180
	4/7/2021	5.96	<4	<4	<0.5	<4	177	4650	12.1J-	1990	0.02	1.7	1.7	4.4	5420	3070
	7/8/2021	5.38	<4	<4	<0.5	<4	264	4920J+	12J-	1970	<0.01UJ	2.2	2.2	3.9J-	5810J	3330
	10/13/2021	4.32	<4	<4	<0.5	<4	279	5180	13J-	2130	<0.01	2.3	2.4	4.1J+	6180	3360
	1/13/2022	7.65	<4	<4	<1	<4	318	5310	13.2	2070	<0.01	2.4	2.4	4.3	6100	3560
	5/25/2022	7.38	<4	<4	<0.5	<4	235	4530	9.8	1980	<0.01	2.0	2.0	4.5	5220	3140

Attachment 1

Parrot Tailings Waste Removal Project

CSM Addendum

NON-METALS

Sample ID	Sample Date	A/C Balance	Alkalinity, Total ($CaCO_3$)	Bicarbonate (HCO_3)	Bromide	Carbonate (CO_3)	Chloride	Conductivity (25° C)	Fluoride	Hardness ($CaCO_3$)	Nitrogen (NO_3+NO_2 as N)	Organic Carbon, Dissolved	Organic Carbon, Total	pH	Solids, Total Dissolved (180° C)	Sulfate
		(%)	(mg/L)	(mg/L)	(mg/L)	(mg/L)	(mg/L)	(umhos/cm)	(mg/L)	(mg/L)	(mg/L)	(mg/L)	(mg/L)	(s.u.)	(mg/L)	(mg/L)
PMP-03A	12/5/2017	4.51	<4	<4	0.7	<4	180	4580	1.5	1520	0.09	2.5	2.5	4.7	5330	3130
	2/12/2018	1.49	<4	<4	<0.5	<4	201	4030	1.7	1520	0.15	3.2	2.7	5	4840	2890
	4/13/2018	1	<4	<4	0.5	<4	230	3910	1.4J-	1410	0.25J-	1.0	3.2	4.7	4270	2310
	6/27/2018	4.57	4	5	0.6	<4	231	3040	1.3	1270	0.41J-	3.1	3.9	5.2	2660	1470
	10/4/2018	3.3	<4	<4	0.6	<4	241	3950	2	1290	0.01J+	3.1	3.3	4.6	4310	2470
	1/18/2019	2.44	9	11	<0.5	<4	221	3970	1.6	1370	0.03	3.1	3.1	4.9	4220	2350
	4/10/2019	3.18	4	4	1.3	<4	341	3200	1.1J-	1180	1.24J-	3.4	3.5	5.2	2620	1460
	7/17/2019	0.22	<4	<4	0.6J-	<4	244	3700	1.5	1270	0.07	2.0	2.1	4.6	3810	2160
	10/4/2019	2.57	<4	<4	0.6	<4	222	3770	1.6	1330	0.02	5.2	5.3	4.8	3970	2170
	1/21/2020	1.17	<4	<4	<0.5	<4	172	4210	1.6	1420	<0.01	4.9	4.6	4.6	4810	2690
	4/10/2020	3.73	<4	<4	<0.5	<4	190	4220	1.2J-	1410	0.03	5.2	5.1	4.8	4620	2730
	7/8/2020	4.4	<4	<4	<0.5	<4	197	4070	1.9	1290	0.8	5.0	5.1	4.6	4480	2580
	10/2/2020	1.63	<4	<4	0.7	<4	237	3610	1.4J-	1330	0.16J-	2.4	2.5	4.5	3780	2080
	1/18/2021	3.84	<4	<4	<0.5	<4	187	3870	1.8J-	1390	<0.02UJ	2.1	2.0	4.5J+	4550	2730
	4/7/2021	0.78	<4	<4	0.5	<4	220	4110	1.4J-	1390	0.04	2.3	2.4	4.2J-	4200	2510
	7/7/2021	4.9	<4	<4	<0.5	<4	194	4140J+	1.6	1320	<0.01UJ	2.6	2.4	4.3J-	4620	2560
	10/13/2021	9.51	<4	<4	1	<4	282	3280	1.2J-	1250	<0.01	3.0	3.3	4.2J-	3240	1620
	1/13/2022	1.45	<4	<4	0.7	<4	238	3770	1.5	1360	0.03	3.1	3.3	4.4	4040	2340
	5/31/2022	0.45	<4	<4	0.8	<4	258	3780	1.1	1380	<0.01	2.5	2.6	4.4	4000	2210
PMP-04B	12/5/2017	4.73	6	6	<0.5	6	80	1920	<0.1	805	0.07	1.9	2	5.3	1700	1030
	12/5/2017	4.73	6	6	<0.5	6	80	1920	<0.1	805	0.07	1.9	2.0	5.3	1700	1030
	2/12/2018	2.60	11	13	<0.5	13	82	1940	<0.1	868	0.06	1.4	1.6	5.5	1800	1050
	4/12/2018	0.06	10	11	<0.5	11	81	2020	<0.1UJ	902	0.06	1.2	1.7	5.4	1810	1040
	6/27/2018	0.80	5	6	<0.5	6	81	2020	<0.1	870	0.05	1.4	1.5	5.3	1740	1030
	10/5/2018	0.44	6	7	<0.5	7	79	1960	<0.1	851	0.04	1.3	1.3	5.2	1760	992
	10/5/2018	0.44	6	7	<0.5	7	79	1960	<0.1UJ	851	0.04	1.3	1.3	5.2	1760	992
	1/17/2019	3.72	5	6	<0.5	6	81	1980	<0.1UJ	825	0.06	1.3	1.3	5.3	1740	1040
	4/10/2019	4.73	5	6	<0.5UJ	6	82	2010	<0.1	845	0.05	0.9	1.0	5.2	1760	1090
	7/16/2019	1.66	4	4	<0.5	4	82	2040	<0.1	914	<0.01	1.2	1.2	5.2	1930	1090
	10/3/2019	0.77	<4	<4	<0.5	<4	79	1980	<0.1	882	0.01	1.9	2.0	5.0	1820	997
	1/21/2020	2.63	4	5	<0.5	5	88	2040	<0.1UJ	887	0.01	2.1	2.3	5.0	1860	1080
	4/10/2020	3.37	5	6	<0.5	6	93	2030	<0.1	885	0.03	2.3	1.2	5.1	1830	1090
	7/8/2020	2.55	<4	<4	<0.5	<4	93	2020	<0.1UJ	880	<0.01	1.1	1.3	5.1	1840	1060
	10/1/2020	3.60	<4	<4	<0.5	<4	96	1890	<0.1UJ	863	0.04	1.2	1.1	5.1	1870	1070
	1/18/2021	3.62	5	6	<0.5	6	96	1840	<0.1UJ	846	<0.01	1.1	1.3	5.0	1720	1020
	4/7/2021	2.23	4	4	<0.5	4	95	1970	<0.1UJ	828	<0.01	1.2	1.3	5.0	1760	988
	7/8/2021	2.09	<4	<4	<0.5	<4	85	1940	<0.1UJ	764	<0.01	1.3	1.3	3.8	1670	838
	10/12/2021	1.60	<4	<4	<0.5	<4	91	1900	<0.1	785	<0.01	1.3	1.2	4.5	1740	936
	1/12/2022	0.37	4	5	<0.5	5	93	1890	<0.1	779	<0.01	1.3	1.2	5.1	1580	880
	5/31/2022	2.50	5	5	<0.5	5	96	1830	<0.1	752	<0.01	1.2		5.1	1560	898

Attachment 1

Parrot Tailings Waste Removal Project

CSM Addendum

NON-METALS

Sample ID	Sample Date	A/C Balance	Alkalinity, Total ($CaCO_3$)	Bicarbonate (HCO_3)	Bromide	Carbonate (CO_3)	Chloride	Conductivity (25° C)	Fluoride	Hardness ($CaCO_3$)	Nitrogen (NO_3+NO_2 as N)	Organic Carbon, Dissolved	Organic Carbon, Total	pH	Solids, Total Dissolved (180° C)	Sulfate
		(%)	(mg/L)	(mg/L)	(mg/L)	(mg/L)	(mg/L)	(umhos/cm)	(mg/L)	(mg/L)	(mg/L)	(mg/L)	(mg/L)	(s.u.)	(mg/L)	(mg/L)
PMP-05A	12/5/2017	7.45	51	61	<0.5	<4	75	2880	0.3	1310	0.04	1.6	1.7	6.1	2810	1720
	2/8/2018	6.65	28	34	<0.5	<4	86	3320	0.5	1650	0.02	1.5	1.5	5.8	3450	2190
	4/11/2018	1.49	37	45	<0.5	<4	72	3030	0.3	1520	0.05J-	1.3	1.3	5.9	3020	1770
	7/11/2018	4.31	40	48	<0.5	<4	76	3060	0.4	1350	0.02	1.3	1.4	6	3040	1860
	10/4/2018	3.88	31	38	<0.5	<4	78	2920	0.6	1450	0.03J+	1.2	1.5	5.9	2900	1800
	1/15/2019	3.65	30	35	<0.5	<4	83	3130	0.6	1500	0.03J-	1.3	1.3	5.8	3060	1860
	4/9/2019	4.2	30	36	<0.5	<4	84	3070	0.5	1540	0.02	1.3	1.2	5.8	2980	1900
	7/16/2019	2.74	32	38	<0.5	<4	80	2840	0.5	1430	<0.01	1.2	1.2	5.8	2800	1730
	10/2/2019	1.61	33	40	<0.5	<4	76	2600	0.4	1420	<0.01	2.4	2.4	5.9	2540	1560
	1/20/2020	4.39	37	44	<0.5UJ	<4	79	2640	0.3	1420	<0.01	1.8	2.1	5.9	2580	1540
	4/8/2020	1.67	42	50	<0.5	<4	75	2520	0.4	1270	<0.01	1.2	1.2	5.9	2400	1440
	7/7/2020	13.5	30	37	<0.5	<4	83	2950	0.7J+	1250	<0.01	2.1	2.1	5.8	2940	1850
	10/1/2020	3.72	44	53	<0.5	<4	84	2120	0.4J-	1210	0.04	1.2	1.2	6	2060	1460
	1/15/2021	3.47	43	51	<0.5	<4	71	2310	0.2J	1250	<0.01	1.0	1.1	6	2110	1320
	4/6/2021	0.68	42	51	<0.5	<4	70	2220	0.3	1270	0.02	1.2	1.2	6J+	2140	1210
	7/7/2021	2.51	50	60	<0.5	<4	67	1970J+	0.3	936	0.02J-	1.2	1.2	6	1750	942
	10/11/2021	0.5	52	63	<0.5	<4	66	1880J+	0.3	813	0.03	1.4	1.3	6.1J+	1730	884
	1/7/2022	0.88	54	66	<0.5	<4	68	1840	0.3	961	<0.01	1.3	1.2	6.2	1580	888
	5/31/2022	2.09	52	63	<0.5	<4	71	1850	0.4	927	0.03	1.3	1.3	6.1	1560	931
PMP-05BR	12/4/2017	6.15	11	13	<0.5	<4	102	3690	1.9	1640	0.74	1.3	1.3	5.1	3900	2390
	2/8/2018	6.98	13	16	<0.5	<4	98	3490	1.6	1590	0.86	1.3	1.3	5.1	3610	2290
	4/12/2018	4.37	13	16	<0.5	<4	89	3380	1	1510	0.84	0.6	1.3	5.1	3660	2100
	7/10/2018	7.23	10	12	<0.5	<4	88	3280	1.7	1340	1.08	1.1	1.1	5.1	3120	1950
	10/4/2018	8.61	8	10	<0.5	<4	93	3240	1.7	1420	0.93J+	1.2	1.2	5	3460	2130
	1/16/2019	3.46	13	15	<0.5	<4	85	2960	1.6	1300	1.71	1.2	1.1	5.1	2850	1700
	4/9/2019	6.24	12	14	<0.5	<4	80	2760	1.6	1180	2.38	1.1	1.1	5	2580	1650
	7/16/2019	7.84	10	12	<0.5	<4	80	2650	1.7	1080	3.42	1.0	1.0	5	2630	1560
	10/2/2019	3.12	13	15	<0.5	<4	77	2550	1.3	1090	3.16	2.9	3.1	5.1	2570	1410
	1/20/2020	4.13	15	17	<0.5UJ	<4	75	2630	1.6	1140	2.91J-	2.7	2.5	5.1	2620	1510
	4/8/2020	3.11	13	15	<0.5	<4	78	2690	1	1250	3.04	0.9	0.9	5	2700	1590
	7/8/2020	6.81	10	11	<0.5	<4	81	2780	1.8J+	1200	2.48J-	2.9	3.0	5	2830	1690
	10/1/2020	3.85	9	11	<0.5	<4	78	2750	1.4	1280	2.28	1.0	1.1	5	3050	1710
	1/15/2021	4.58	10	11	<0.5	<4	86	3220	1.6	1530	0.88	0.9	1.0	5	3220	2040
	4/6/2021	4.22	5	6	<0.5	<4	85	3280	1.2	1560	0.79	1.3	1.3	4.8	3460	2090
	7/7/2021	3.56	4	4	<0.5	<4	86	3400J+	1.7	1610	0.71J-	1.1	1.1	4.7J-	3680	2150
	10/11/2021	4.5	4	5	<0.5	<4	94	3690J+	1.8	1670	0.21	1.3	1.3	4.7J+	4000	2280
	1/7/2022	2.96	<4	<4	<0.5	<4	113	3930	1.9	1960	<0.01	1.3	1.3	4.7	4300	2570
	5/31/2022	8.43	5	5	<0.5	<4	123	4050	2.1	1850	<0.01	1.2	1.2	4.6	4370	2770

Attachment 1

Parrot Tailings Waste Removal Project

CSM Addendum

NON-METALS

Sample ID	Sample Date	A/C Balance	Alkalinity, Total ($CaCO_3$)	Bicarbonate (HCO_3)	Bromide	Carbonate (CO_3)	Chloride	Conductivity (25° C)	Fluoride	Hardness ($CaCO_3$)	Nitrogen (NO_3+NO_2 as N)	Organic Carbon, Dissolved	Organic Carbon, Total	pH	Solids, Total Dissolved (180° C)	Sulfate
		(%)	(mg/L)	(mg/L)	(mg/L)	(mg/L)	(mg/L)	(umhos/cm)	(mg/L)	(mg/L)	(mg/L)	(mg/L)	(mg/L)	(s.u.)	(mg/L)	(mg/L)
PMP-06A	12/5/2017	2.87	210	250	0.7	<4	136	1440	0.6	529	0.05	2.6	2.6	6.4	1000	371
	2/8/2018	2.91	200	250	0.6	<4	135	1450	0.6	545	0.04	2.6	2.7	6.4	990	361
	4/11/2018	0.78	200	250	0.5	<4	138	1470	0.5	572	0.12J-	2.4	2.8	6.4	1010	351
	7/11/2018	2.47	200	240	0.7	<4	176	1620	0.6	610	0.12J-	2.3	2.4	6.5	1130	418
	10/3/2018	0.28	93	110	<0.5	<4	50	1260	0.4	529	8.9	1.4	1.4	6	974	470
	1/16/2019	2.99	210	250	0.8	<4	165	1580	0.6	577	0.21	2.6	2.5	6.4	1100	393
	4/10/2019	4.6	200	250	0.7	<4	169	1630	0.6J-	613	0.23J-	2.5	2.4	6.4	1100	423
	7/16/2019	2.26	200	250	0.8	<4	201	1780	0.6	671	0.26	2.6	2.6	6.4	1360	462
	10/3/2019	4.62	210	260	0.7	<4	184	1790	0.6	720	0.66	6.1	5.9	6.4	1340	524
	1/20/2020	3.49	210	250	0.7	<4	185	1680	0.6J-	601	0.65J-	5.1	5.3	6.4	1260	416
	4/8/2020	2.14	210	250	0.7	<4	178	1630	0.5	646	0.57	2.5	2.6	6.4	1160	402
	7/8/2020	4.64	210	250	0.7	<4	183	1740	0.6	637	0.57	5.3	6.1	6.4	1220	451
	9/30/2020	2.57	210	250	0.7	<4	173	1530	0.6J-	594	0.43	2.6	2.6	6.4	1210	421
	1/15/2021	4.04	210	250	0.7	<4	166	1520	0.5J	571	0.5	3.0	3.0	6.4J+	1130	380
	4/6/2021	1.63	200	240	0.7	<4	163	1540	0.5	605	0.6	2.8	2.9	6.4J+	1070	377
	7/7/2021	0.51	200	250	0.6	<4	152	1540J+	0.6	595	0.62J-	2.5	2.8	6.4	1100	359
	10/11/2021	1.35	200	240	0.6	<4	149	1560J+	0.5	573	0.36	2.8	3.0	6.4J+	1100	355
	1/7/2022	3.01	200	240	0.7	<4	165	1560	0.6	586	0.55	2.9	3.0	6.5	1090	369
	5/31/2022	2.94	210	250	0.7	<4	183	1600	0.6	576	0.76	2.5	2.6	6.4	1030	359
PMP-06B	12/5/2017	3.57	96	120	<0.5	<4	51	1280	0.4	509	8.71	1.7	1.6	6	983	494
	2/8/2018	1.21	94	110	<0.5	<4	47	1250	0.4	539	8.9	1.6	1.5	6.1	949	469
	4/11/2018	0.4	92	110	<0.5	<4	43	1210	0.3	523	8.96J-	1.6	1.7	6.1	947	432
	7/11/2018	1.84	90	110	<0.5	<4	47	1250	0.3	533	9.2J-	1.6	1.4	6.1	982	471
	10/3/2018	3.34	210	250	0.8	<4	176	1720	0.6	645	0.18J+	2.6	2.7	6.4	1270	488
	1/16/2019	3.79	92	110	<0.5	<4	50	1240	0.4	524	8.3	1.4	1.4	6	949	472
	4/10/2019	1.82	94	110	<0.5	<4	48	1250	0.4J-	537	9.4J-	1.4	1.3	6	908	467
	7/16/2019	3.41	93	110	<0.5	<4	50	1270	0.4	530	9.4	1.4	1.4	6	977	476
	10/3/2019	1.02	96	120	<0.5	<4	53	1230	0.4	525	8.8	3.7	3.9	6	973	465
	1/20/2020	3.39	93	110	<0.5	<4	49	1220	0.4J-	491	9J-	2.7	3.3	6.1	948	444
	4/8/2020	1.14	94	110	<0.5	<4	46	1200	0.3	543	8.9	1.2	1.2	6	926	437
	7/8/2020	1.28	95	120	<0.5	<4	51	1240	0.4	493	8.4	3.8	3.9	6	928	445
	9/30/2020	3.14	93	110	<0.5	<4	52	1130	0.3J-	489	9	1.3	1.3	6	937	435
	1/15/2021	2.53	93	110	<0.5	<4	54	1160	0.3J	477	9.2	1.6	1.6	6	913	416
	4/6/2021	0.29	91	110	<0.5	<4	57	1180	0.3	512	8.2	1.7	1.8	6J+	905	416
	7/7/2021	0.04	90	110	<0.5	<4	52	1220J+	0.4	507	9.1J-	1.5	1.3	6	918	410
	10/11/2021	1.41	88	110	<0.5	<4	56	1320J+	0.3	526	9.1	1.5	1.6	6J+	1040	452
	1/7/2022	9.69	86	100	<0.5	<4	61	1340	0.4	466	9.3	1.5	1.5	6.1	1020	486
	5/31/2022	3.71	87	110	<0.5	<4	60	1360	0.3	534	9.2	1.4	1.4	6.1	1020	504

Attachment 1

Parrot Tailings Waste Removal Project

CSM Addendum

NON-METALS

Sample ID	Sample Date	A/C Balance	Alkalinity, Total ($CaCO_3$)	Bicarbonate (HCO_3)	Bromide	Carbonate (CO_3)	Chloride	Conductivity (25° C)	Fluoride	Hardness ($CaCO_3$)	Nitrogen (NO_3+NO_2 as N)	Organic Carbon, Dissolved	Organic Carbon, Total	pH	Solids, Total Dissolved (180° C)	Sulfate
		(%)	(mg/L)	(mg/L)	(mg/L)	(mg/L)	(mg/L)	(umhos/cm)	(mg/L)	(mg/L)	(mg/L)	(mg/L)	(mg/L)	(s.u.)	(mg/L)	(mg/L)
PMP-07A	12/6/2017	4.44	240	290	<0.5	<4	38	766	0.8	294	2.12	3.3	3.5	7	494	98
	2/8/2018	0.42	200	250	<0.5	<4	33	683	0.8	277	1.77	3.1	3.2	7	438	86
	4/12/2018	1.07	230	280	<0.5	<4	39	846	0.7	322	2.19	3.8	3.9	7	560	140
	7/11/2018	0.2	200	240	<0.5	<4	41	725	0.7	271	2.82	2.7	2.7	7.1	435	83
	10/3/2018	1.3	270	330	<0.5	<4	54	883	0.8	364	2.74	3.5	3.4	7.1	594	112
	1/16/2019	3.28	230	280	<0.5	<4	40	761	0.8	307	2.93	3.2	3.1	7	449	100
	4/10/2019	0.64	220	260	<0.5	<4	39	772	0.8J-	320	3.69J-	3.1	3.1	7	496	121
	7/16/2019	3.42	250	300	<0.5	<4	49	852	0.8	330	3.99	3.3	3.2	6.9	560	109
	10/2/2019	0.28	260	320	<0.5	<4	49	926	0.7J+	387	3.76J+	3.6	3.6	6.9	606	141
	1/20/2020	0.87	240	300	<0.5	<4	45	874	0.7	371	5.8J-	6.3	6.5	6.9	585	133
	4/10/2020	1.2	280	340	<0.5	<4	43	954	0.6J-	415	5.6	6.8	6.7	7	615	151J+
	7/7/2020	2.18	270	330	<0.5	<4	37	916	0.7J-	414	3.49J-	3.5	3.5	6.9	606	151
	9/30/2020	2.53	250	300	<0.5	<4	38	804	0.6J-	353	3.21	3.5	3.6	6.9	572	141
	1/15/2021	2.29	250	300	<0.5	<4	23	904	0.5	406	5.17	3.7	3.6	6.8J+	637	198
	4/5/2021	1.6	250	300	<0.5	<4	22	866	0.6	390	2.09	3.3	3.3	6.9J+	589	178
	7/8/2021	1.61	200	240	<0.5	<4	15	666J+	0.5	292	1.09	2.6	2.4	6.9J+	432	112
	10/8/2021	1.31	190	230	<0.5	<4	18	676	0.5	278	1.99J+	2.6	2.5	7J+	452J-	122
	1/10/2022	1.33	210	260	<0.5	<4	18	782	0.5	345	1.62	2.9	2.8	6.9	519	150
	5/26/2022	2.31	190	240	<0.5	<4	15	623	0.5	272	0.64	2.5	2.5	6.9	409	122
PMP-07B	12/6/2017	3.79	56	68	<0.5	<4	60	3290	0.2	1780	<0.01	5.3	5.8	6.4	3190	1990
	2/9/2018	1.88	50	61	<0.5	<4	57	3250	0.1	1850	0.01	1.2	1.2	6.3	3070	2010
	4/11/2018	1.82	56	68	<0.5	<4	55	3140	<0.1	1850	0.04J-	1.2	1.3	6.3	3070	1850
	7/12/2018	1.58	50	60	<0.5	<4	56	3220	0.1	1840	<0.01UJ	1.3	1.2	6.3	3170	1970
	10/4/2018	3.94	41	50	<0.5	<4	59	3180	0.1	1800	0.02J+	1.1	1.1	6.2	3160	2040
	1/16/2019	3.32	46	55	<0.5	<4	60	3190	0.1	1810	0.02	1.2	1.1	6.2	2890	1980
	4/10/2019	1.54	42	51	<0.5	<4	58	3180	0.1J-	1820	0.01J-	1.2	1.1	6.1	2990	1970
	7/16/2019	2.38	40	48	<0.5UJ	<4	54	3110	<0.1	1760	0.02	1.0	1.0	6.1	3000	1930
	10/3/2019	2.25	41	49	<0.5	<4	54	3060	<0.1	1790	0.01	1.9	1.9	6.2	3030	1950
	1/21/2020	0.91	40	49	<0.5	<4	59	3150	0.1	1830	0.01	2.0	1.9	6.1	3070	1940
	4/8/2020	3.89	41	50	<0.5	<4	56	3100	0.3	1740	0.01	1.1	1.1	6.1	3050	1990
	7/8/2020	0.86	39	47	<0.5	<4	53	3120	0.2	1810	0.03J	1.9	1.9	6.1	3030	1930
	9/30/2020	0.39	40	48	<0.5	<4	57	2890	<0.1	1740	0.03	1.1	1.1	6.1	3090	1840
	1/14/2021	1.79	38	46	<0.5	<4	57	3000	<0.1UJ	1830	<0.01UJ	1.2	1.2	6.1J+	2930	1980
	4/6/2021	0.94	39	47	<0.5	<4	58	3040	<0.1	1830	0.01	1.2	1.2	6.1	3110	1860
	7/7/2021	1.41	42	51	<0.5	<4	56	3100J+	<0.1	1670	0.01J-	1.1	1.2	6.1	3020	1800
	10/11/2021	1.91	42	51	<0.5	<4	66	3190J+	<0.1	1730	0.01	1.2	1.2	6.2J+	3120	1860
	1/10/2022	3.08	44	54	<0.5	<4	89	3320	<0.1	1720	<0.01	1.2	1.2	6.3	3120	1880
	5/31/2022	3.02	42	50	<0.5	<4	76	3180	<0.1	1800	0.03	1.2	1.2	6.2	2950	1960

Attachment 1

Parrot Tailings Waste Removal Project

CSM Addendum

NON-METALS

Sample ID	Sample Date	A/C Balance	Alkalinity, Total ($CaCO_3$)	Bicarbonate (HCO_3)	Bromide	Carbonate (CO_3)	Chloride	Conductivity (25° C)	Fluoride	Hardness ($CaCO_3$)	Nitrogen (NO_3+NO_2 as N)	Organic Carbon, Dissolved	Organic Carbon, Total	pH	Solids, Total Dissolved (180° C)	Sulfate
		(%)	(mg/L)	(mg/L)	(mg/L)	(mg/L)	(mg/L)	(umhos/cm)	(mg/L)	(mg/L)	(mg/L)	(mg/L)	(mg/L)	(s.u.)	(mg/L)	(mg/L)
PMP-08A	12/3/2017	1.12	140	160	<0.5	<4	75	1620	4.7	617	0.11	5.3	5.3	6.4	1220	661
	2/7/2018	3.45	120	150	<0.5	<4	64	1640	4.1	649	0.09	4.8	5.2	6.4	1310	693
	4/10/2018	4.84	150	190	<0.5	<4	71	1760	4.1	766	0.1J-	6.5	6.5	6.4	1400	763
	7/10/2018	3.04	120	140	<0.5	<4	81	1960	4.4	754	0.06	7.0	7.3	6.3	1460	878
	10/3/2018	1.71	130	150	<0.5	<4	76	1930	3.8	747	0.04J+	7.3	7.4	6.4	1560	868
	1/15/2019	1.66	130	160	<0.5	<4	54	1860	4.2	711	0.27J-	7.2	7.3	6.4	1460	857
	4/9/2019	2.68	110	140	<0.5	<4	72	1750	3.7	686	0.19	6.1	6.1	6.3	1340	754
	7/16/2019	1.51	100	120	<0.5	<4	79	1840	4.2	667	<0.01	6.5	6.8	6.4	1470	789
	10/2/2019	2.08	110	130	<0.5	<4	71	1700	4.3	644	0.01	9.1	9.2	6.4	1380	741
	1/16/2020	3.55	100	130	<0.5UJ	<4	56	1540	4.3	583	0.01	5.9	6.0	6.3	1220	645
	4/8/2020	4.53J	89J	110J	<0.5UJ	<4	57	1520J	3J	611J	0.04J	5.8	6.0	6.4J	1150J	601J
	7/8/2020	4.09	83	100	<0.5	<4	73	1520	4.5J+	571	0.06	7.9	8.3	6.3	1160	625
	9/30/2020	4.77	81	98	<0.5	<4	64	1320	4.2J-	512	0.04	4.7	4.8	6.4	1050	550
	1/14/2021	4.43	99	120	<0.5	<4	53	1210	4.2J-	455	<0.01UJ	4.1	4.3	6.4	898	467
	4/5/2021	4.76	85	100	<0.5	<4	57	1210	4.2J-	446	0.04	4.0	4.0	6.4J+	893	464
	7/7/2021	2.08	61	74	<0.5	<4	55	1230J+	3.7	464	<0.01	4.0	4.2	6.2J-	887	424
	10/8/2021	8.53	67	81	<0.5	<4	41	1060	4.2	382	<0.01	3.4	3.4	6.2J-	758J-	380
	1/7/2022	4.32	90	110	<0.5	<4	44	1060	4	405	<0.01	3.1	3.2	6.4	755	358
	5/31/2022	0.88	58	70	<0.5	<4	30	1570	0.6	650	1.91	<0.5	<0.5	6.4	1270	742
PMP-08A2	11/29/2017	0.75	75	90	<0.5	<4	27	893	0.4	360	4.94	1.2	1.2	6.5	642	320
	2/7/2018	0.2	72	88	<0.5	<4	26	876	0.3	356	5.6	1.1	1.1	6.5	632	310
	4/11/2018	3.59	84	100	<0.5	<4	25	714	0.3	282	5.62J-	1.4	1.4	6.5	491	196
	7/10/2018	0.01	79	96	<0.5	<4	24	734	0.3	269	5.7	1.2	1.2	6.6	479	202
	10/3/2018	0.25	88	110	<0.5	<4	25	708	0.4	267	5.68	1.3	1.3	6.6	482	206
	1/15/2019	0.53	74	90	<0.5	<4	26	985	0.3	422	5	1.1	1.2	6.5	718	379
	4/9/2019	1.27	91	110	<0.5	<4	22	736	0.3	306	4.51	1.4	1.4	6.6	508	240
	7/16/2019	0.7	83	100	<0.5	<4	22	826	0.3	332	4.91	1.3	1.2	6.6	615	276
	10/1/2019	0.57	87	110	<0.5	<4	21	722	0.3J+	291	4.73J+	1.3	1.3	6.5	521	231
	1/16/2020	0.35	70	85	<0.5UJ	<4	23	1000	0.3	411	4.8J-	1.2	1.1	6.5	757	390
	4/8/2020	0.71	92	110	<0.5	<4	23	779	0.3	307	5.7	2.8	3.0	6.5	550	246
	7/7/2020	2.75	90	110	<0.5	<4	24	821	0.4J-	335	5.84	1.4	1.4	6.6	590	266
	9/30/2020	2.15	92	110	<0.5	<4	27	720	0.3J-	303	5.7	1.5	1.6	6.5	556	241
	1/14/2021	0.3	81	98	<0.5	<4	26	925	0.3	387	5.58	1.3	1.4	6.5J+	668	332
	4/2/2021	3.12	79	96	<0.5	<4	28	993	0.4	402	5.1J-	1.3	1.3	6.5J+	750	374
	7/7/2021	2.53	81	98	<0.5	<4	25	943J+	0.3	391	4.9	1.1	1.2	6.5J+	683	318
	10/7/2021	2.68	76	93	<0.5	<4	26	905	0.3	392	5.4	1.2	1.2	7J+	665J-	320
	1/8/2022	1.96	79	96	<0.5	<4	29	872	0.4	359	6.2	1.2	1.2	6.6	622	284
	5/25/2022	1.6	76	92	<0.5	<4	29	848	0.4	343	6.2	1.2	1.3	6.5	608	295

Attachment 1

Parrot Tailings Waste Removal Project

CSM Addendum

NON-METALS

Sample ID	Sample Date	A/C Balance	Alkalinity, Total ($CaCO_3$)	Bicarbonate (HCO_3)	Bromide	Carbonate (CO_3)	Chloride	Conductivity (25° C)	Fluoride	Hardness ($CaCO_3$)	Nitrogen (NO_3+NO_2 as N)	Organic Carbon, Dissolved	Organic Carbon, Total	pH	Solids, Total Dissolved (180° C)	Sulfate
		(%)	(mg/L)	(mg/L)	(mg/L)	(mg/L)	(mg/L)	(umhos/cm)	(mg/L)	(mg/L)	(mg/L)	(mg/L)	(mg/L)	(s.u.)	(mg/L)	(mg/L)
PMP-08B	11/29/2017	0.32	58	70	<0.5	<4	31	1610	0.5	708	1.83	<0.5	<0.5	6.4	1320	783
	2/7/2018	0.86	56	67	<0.5	<4	30	1570	0.5	675	1.89	<0.5	<0.5	6.4	1260	758
	4/11/2018	4.05	59	71	<0.5	<4	29	1560	0.4	704	1.99J-	<0.5	0.5	6.4	1260	710
	7/10/2018	0.63	58	70	<0.5	<4	29	1610	0.5	643	2.33	<0.5	<0.5	6.5	1210	717
	10/3/2018	1.7	63	76	<0.5	<4	31	1600	0.6	665	2.8	<0.5	0.5	6.5	1260	764
	1/15/2019	0.16	59	71	<0.5	<4	30	1640	0.5	724	1.68	<0.5	<0.5	6.4	1340	801
	4/9/2019	0.38	63	76	<0.5	<4	29	1520	0.5	698	2.2	0.7	0.6	6.4	1220	753
	7/16/2019	1.46	59	71	<0.5	<4	29	1600	0.6	747	2.22	<0.5	<0.5	6.4	1330	781
	10/1/2019	0.82	63	77	<0.5	<4	28	1500	0.6J+	677	2.9J+	1.4	1.3	6.4	1210	728
	1/16/2020	1.08	57	68	<0.5UJ	<4	30	1640	0.6	717	1.66J-	<0.5	<0.5	6.4	1390	815
	4/8/2020	0.05	61	74	<0.5	<4	28	1590	0.5	685	2.16	1.6	1.6	6.4	1300	768
	7/7/2020	2.11	61	74	<0.5	<4	29	1670	0.7J-	771	1.79J-	0.6	<0.5	6.4	1380	807
	9/30/2020	0.47	61	74	<0.5	<4	31	1550	0.5J-	719	2.22	0.6	0.7	6.4	1360	791
	1/14/2021	0.43	58	70	<0.5	<4	29	1590	0.5	699	1.92	<0.5	<0.5	6.4J+	1320	783
	4/2/2021	3.98	58	70	<0.5	<4	31	1610	0.6	666	1.51J-	<0.5	<0.5	6.5J+	1290	792
	7/7/2021	3.49	58	71	<0.5	<4	28	1620J+	0.5	715	1.61	0.5	0.5	6.4J+	1320	728
	10/7/2021	2.19	56	68	<0.5	<4	28	1570	0.5	695	1.59	<0.5	0.5	6.8J+	1290J-	733
	1/8/2022	0.98	56	68	<0.5	<4	29	1560	0.6	667	1.82	<0.5	<0.5	6.4	1250	723
	5/25/2022	0.61	58	71	<0.5	<4	31	1550	0.7	685	1.7	<0.5	<0.5	6.4	1250	763
PMP-09A	11/29/2017	0.97	200	250	<0.5	<4	70	1450	1	588	5.53	1.3	1.3	6.8	1060	465
	2/7/2018	0.32	190	230	<0.5	<4	68	1450	0.9	613	5.8	1.1	1.2	6.7	1060	472
	4/12/2018	0.57	190	240	<0.5	<4	70	1470	0.8	633	5.9	1.2	1.4	6.8	1080	473
	7/10/2018	0.63	190	230	<0.5	<4	70	1460	0.9	555	6.75	1.2	1.2	6.9	974	411
	10/3/2018	0.57	200	240	<0.5	<4	72	1390	1	567	6.53J+	1.3	1.3	6.9	1030	438
	1/15/2019	0.88	190	230	<0.5	<4	70	1400	0.9	561	5.3J-	1.2	1.3	6.7	970	431
	4/9/2019	0.76	200	250	<0.5	<4	66	1390	1	563	6	1.4	1.3	6.7	958	420
	7/15/2019	1.82	190	230	<0.5	<4	76	1420	0.9	583	7.4	1.1	1.1	6.8	926	438
	10/2/2019	0.56	190	240	<0.5	<4	70	1350	0.9	559	6.2	3.4	3.1	6.8	999	415
	1/17/2020	1.22	190	230	<0.5UJ	<4	70	1380	1	550	6.5	1.0	1.1	6.8	980	416
	4/8/2020	1.38J	210J	250J	<0.5UJ	<4	66	1340J	0.7J	563J	6.14J	1.2	1.2	6.8J	958J	383J
	7/7/2020	2.99	200	240	<0.5	<4	67	1380	1J+	576	5.62J+	3.4	3.4	6.8	1000	398
	9/30/2020	0.78	200	240	<0.5	<4	69	1300	0.9J-	544	5.9	1.3	1.2	6.8	1000	403
	1/14/2021	1.53	190	230	<0.5	<4	69	1350	0.9J-	582	6.15J-	1.3	1.4	6.7J+	978	411
	4/5/2021	0.65	190	230	<0.5	<4	69	1350	0.9J-	554	6.1	1.2	1.2	6.7	987	437
	7/6/2021	4.19	190	230	<0.5	<4	65	1430J+	0.9	636	5.5	1.3	1.2	6.8	1020	421
	10/8/2021	0.46	190	230	<0.5	<4	65	1400	0.9	566	6.2	1.4	1.5	7J+	1040J-	434
	1/6/2022	0.53	190	230	<0.5	<4	66	1440	0.9	557	5.2	1.2	1.2	6.9	1060	428
	5/31/2022	0.67	190	230	<0.5	<4	68	1470	0.9	594	6.3	1.4	1.4	6.8	1060	466

Attachment 1

Parrot Tailings Waste Removal Project

CSM Addendum

NON-METALS

Sample ID	Sample Date	A/C Balance	Alkalinity, Total ($CaCO_3$)	Bicarbonate (HCO_3)	Bromide	Carbonate (CO_3)	Chloride	Conductivity (25° C)	Fluoride	Hardness ($CaCO_3$)	Nitrogen (NO_3+NO_2 as N)	Organic Carbon, Dissolved	Organic Carbon, Total	pH	Solids, Total Dissolved (180° C)	Sulfate
		(%)	(mg/L)	(mg/L)	(mg/L)	(mg/L)	(mg/L)	(umhos/cm)	(mg/L)	(mg/L)	(mg/L)	(mg/L)	(mg/L)	(s.u.)	(mg/L)	(mg/L)
PMP-09B	12/3/2017	1.79	150	180	<0.5	<4	80	1530	0.9	656	5.2	0.9	0.9	7	1140	556
	2/7/2018	1.75	130	160	<0.5	<4	64	1390	0.8	587	3.59	0.7	0.8	6.9	1040	511
	4/10/2018	1.28	130	160	<0.5	<4	62	1390	0.7	584	3.86J-	0.7	0.7	6.9	1060	512
	7/10/2018	0.95	130	160	<0.5	<4	73	1490	0.7	652	5.55	0.7	0.7	7	1090	542
	10/3/2018	0.95	130	150	<0.5	<4	74	1480	0.8	635	5.62J+	0.6	0.6	6.9	1120	549
	1/15/2019	0.14	120	140	<0.5	<4	59	1360	0.7	573	3.5J-	0.6	0.6	6.9	951	504
	4/9/2019	3.01	120	140	<0.5	<4	63	1400	0.7	656	4.7	0.7	0.7	6.9	1020	520
	7/15/2019	1.77	130	150	<0.5	<4	72	1460	0.8	642	5.2	0.6	0.6	6.8	1120	542
	10/2/2019	0.03	130	150	<0.5	<4	70	1430	0.7	635	5.6	1.9	1.9	6.9	1090	540
	1/17/2020	8.21	120	150	<0.5UJ	<4	65	1420	0.8	484	4.6	<0.5	<0.5	6.9	1060	520
	4/8/2020	0.65	120	140	<0.5	<4	63	1400	0.6	602	5.18	<0.5	<0.5	6.8	1060	505
	7/7/2020	1.46	120	150	<0.5	<4	70	1460	0.9J+	660	5.57J-	1.8	2.0	6.8	1120	543
	9/30/2020	0.61	110	130	<0.5	<4	61	1280	0.7J-	591	3.93	0.5	0.5	6.8	1020	527
	1/14/2021	0.98	120	140	<0.5	<4	64	1380	0.7J-	629	5.05J-	0.6	0.7	6.8J+	1060	522
	4/5/2021	0.04	120	140	<0.5	<4	65	1370	0.7J-	600	5	0.6	0.5	6.8J+	1030	528
	7/6/2021	2.79	85	100	<0.5	<4	33	1190J+	0.7	459	0.9	2.9	0.7	6.8	872	434
	10/8/2021	0.83	76	92	<0.5	<4	28	1130	0.7	398	0.28	<0.5	<0.5	7J+	852J-	453
	1/6/2022	2.45	99	120	<0.5	<4	47	1310	0.7	456	2.38	<0.5	<0.5	7	930	470
	5/31/2022	0.24	110	140	<0.5	<4	59	1390	0.7	578	4.4	0.7	0.6	6.8	1020	517
PMP-10A	11/29/2017	0.52	98	120	<0.5	<4	13	370	0.5	132	1.75	0.9	1	7	251	57
	2/5/2018	0.75	87	110	<0.5	<4	14	374	0.4	134	2.14	0.8	0.9	6.9	252	60
	4/9/2018	0.16	87	110	<0.5	<4	17	382	0.3	139	1.94J-	0.8	0.8	6.9	264	61
	7/9/2018	0.66	86	100	<0.5	<4	13	337	0.4	119	1.42J-	0.8	0.8	7.1	231	47
	10/2/2018	0.77	91	110	<0.5	<4	12	341	0.5	111	1.32	0.7	0.8	7.1	226	49
	1/14/2019	1.38	84	100	<0.5	<4	12	349	0.4	121	1.53J-	0.9	0.8	6.9	222	58
	4/8/2019	2.42	82	100	<0.5	<4	12	357	0.4	122	1.79J-	0.6	0.7	6.9	225	64
	7/15/2019	2.71	84	100	<0.5	<4	20	360	0.4	123	1.7	0.8	0.8	6.9	234	56
	10/1/2019	0.41	94	110	<0.5	<4	9	323	0.5	106	0.97	0.8	0.7	6.9	212	44
	1/16/2020	1.07	89	110	<0.5UJ	<4	11	357	0.5	121	1.81J-	1.6	1.4	7	236	62
	4/7/2020	2.04	110	130	<0.5	<4	12	398	0.4	145	1.82	1.0	1.3	7	263	62
	7/7/2020	0.31	88	110	<0.5	<4	18	406	0.5J+	139	2.15	1.8	1.9	7	271	71J+
	9/29/2020	1.59	95	120	<0.5	<4	14	359	0.5J+	136	1.71J-	1.1	1.1	6.9	256	63J+
	1/12/2021	1.15	87	110	<0.5	<4	11	336	0.5	121	1.58	0.8	0.8	6.9J+	206	56
	4/2/2021	3.19	91	110	<0.5	<4	13	366	0.5	127	2.1	1.0	1.0	7	244	59
	7/7/2021	1.45	85	100	<0.5	<4	10	290J+	0.5	107	0.64	1.1	1.3	6.9	185	33
	10/7/2021	0.74	96	120	<0.5	<4	10	354	0.5	127	1.58	1.0	1.1	7	238J-	52
	1/5/2022	0.31	95	120	<0.5	<4	13	357	0.5	139	1.89	1.1	1.1	7	245	56
	5/25/2022	0.76	95	120	<0.5	<4	18	374	0.5	140	1.84	1.0	1.0	6.9	250	55

Attachment 1

Parrot Tailings Waste Removal Project

CSM Addendum

NON-METALS

Sample ID	Sample Date	A/C Balance	Alkalinity, Total ($CaCO_3$)	Bicarbonate (HCO_3)	Bromide	Carbonate (CO_3)	Chloride	Conductivity (25° C)	Fluoride	Hardness ($CaCO_3$)	Nitrogen (NO_3+NO_2 as N)	Organic Carbon, Dissolved	Organic Carbon, Total	pH	Solids, Total Dissolved (180° C)	Sulfate
		(%)	(mg/L)	(mg/L)	(mg/L)	(mg/L)	(mg/L)	(umhos/cm)	(mg/L)	(mg/L)	(mg/L)	(mg/L)	(mg/L)	(s.u.)	(mg/L)	(mg/L)
PMP-10B	11/29/2017	2.25	80	97	<0.5	<4	16	665	0.4	241	0.29	<0.5	0.6	7.1	467	224
	2/5/2018	0.67	75	91	<0.5	<4	17	691	0.4	259	0.28	<0.5	<0.5	7	491	235
	3/30/2018	4.46	76	92	<0.5	<4	18	709	0.4	254	0.27	<0.5	<0.5	7	517	255
	4/9/2018	1.51	77	94	<0.5	<4	17	680	0.3	252	0.25J-	<0.5	<0.5	7	496	233
	7/9/2018	0.3	74	89	<0.5	<4	16	674	0.4	256	0.3J-	<0.5	<0.5	7	479	230
	10/2/2018	0.49	75	91	<0.5	<4	17	688	0.4	260	0.29	<0.5	<0.5	7.1	466	234
	1/14/2019	1.01	74	89	<0.5	<4	17	686	0.4	264	0.25J-	<0.5	<0.5	6.9	458	237
	4/8/2019	2.03	74	89	<0.5	<4	16	678	0.4	274	0.27J-	<0.5	<0.5	7	467	235
	7/15/2019	0.48	74	89	<0.5	<4	16	643	0.4	251	0.27	<0.5	<0.5	7	460	221
	10/1/2019	0.33	73	88	<0.5	<4	16	700	0.4	255	0.28	<0.5	<0.5	6.9	509	235
	4/7/2020	0.56	74	90	<0.5	<4	16	657	0.3	251	0.28	<0.5	<0.5	6.9	462	226
	7/7/2020	1.21	74	89	<0.5	<4	15	686	0.4	255	0.28	1	1	6.9	480	223
	9/29/2020	0.34	75	90	<0.5	<4	16	630	0.4J+	261	0.28J-	<0.5	<0.5	7	478	230J+
	1/12/2021	0.63	73	89	<0.5	<4	16	646	0.4	249	0.3	<0.5	<0.5	6.9	448	226
	4/2/2021	2.18	74	90	<0.5	<4	15	632	0.4	225	0.3	<0.5	<0.5	6.9	438	209
	7/7/2021	4.45	75	91	<0.5	<4	14	659J+	0.4	263	0.26	<0.5	<0.5	6.9	453	203
	10/7/2021	1.48	75	91	<0.5	<4	14	623	0.4	236	0.31	<0.5	<0.5	7.1	443J-	197
	5/25/2022	0.37	73	88	<0.5	<4	15	643	0.4	248	0.31	<0.5	<0.5	7	461	222
PMP-11A	11/29/2017	1	98	120	<0.5	<4	10	293	1.3	92	0.73	0.5	0.5	7.2	187	24
	2/5/2018	0.3	93	110	<0.5	<4	10	292	1.2	88	0.76	<0.5	<0.5	7.2	188	25
	4/9/2018	0.13	95	110	<0.5	<4	10	288	1.1	89	0.72J-	<0.5	0.6	7.2	197	26
	7/9/2018	0.14	93	110	<0.5	<4	10	288	1.1	88	0.75J-	<0.5	<0.5	7.2	188	26
	10/2/2018	0.25	96	120	<0.5	<4	10	298	1.2	90	0.78	<0.5	<0.5	7.3	182	29
	1/14/2019	1.06	95	110	<0.5	<4	10	290	1.1	89	0.72J-	<0.5	<0.5	7.2	171	28
	4/8/2019	1.92	94	110	<0.5	<4	10	287	1.1	90	0.75	<0.5	<0.5	7.2	181	30
	7/15/2019	3.22	92	110	<0.5	<4	11	288	1.2	88	0.9	<0.5	<0.5	7.2	179	29
	10/1/2019	0.33	93	110	<0.5	<4	10	290	1.1	85	0.97J+	<0.5	<0.5	7.2	184	29
	1/15/2020	0.99	91	110	<0.5UJ	<4	10	290	1.1	85	0.92	0.9	1.2	7.3	188	29
	4/8/2020	3.6	92	110	<0.5	<4	11	292	1.1	88	0.96	1.2	1.2	7.2	183	31
	7/6/2020	1.1	92	110	<0.5	<4	11	293	1.3J+	96	1	0.5	<0.5	7.2	195	29J+
	9/28/2020	1.83	94	110	<0.5	<4	11	286	1.1	91	1.01J-	<0.5	<0.5	7.2	204	30
	1/12/2021	0.41	92	110	<0.5	<4	12	294	1.1	96	1.09J-	<0.5	<0.5	7.2J+	184	31
	4/1/2021	1.94	92	110	<0.5	<4	12	302	1.2	92	1.06J-	<0.5	<0.5	7.2	189	32
	7/6/2021	0.9	93	110	<0.5	<4	11	308J+	1J-	98	1.1	<0.5	<0.5	7.1	193J+	31J-
	10/6/2021	0.05	94	110	<0.5	<4	12	309	1.1	101	2.38	0.6	<0.5	7.5J+	199J-	32
	1/5/2022	1.15	84	100	<0.5	<4	20	314	1.2	100	1.24	1	0.7	6.9	206	35
	5/25/2022	4	92	110	<0.5	<4	14	312	1.2	95	1.26	<0.5	<0.5	7.1	196	35

Attachment 1

Parrot Tailings Waste Removal Project

CSM Addendum

NON-METALS

Sample ID	Sample Date	A/C Balance	Alkalinity, Total ($CaCO_3$)	Bicarbonate (HCO_3)	Bromide	Carbonate (CO_3)	Chloride	Conductivity (25° C)	Fluoride	Hardness ($CaCO_3$)	Nitrogen (NO_3+NO_2 as N)	Organic Carbon, Dissolved	Organic Carbon, Total	pH	Solids, Total Dissolved (180° C)	Sulfate
		(%)	(mg/L)	(mg/L)	(mg/L)	(mg/L)	(mg/L)	(umhos/cm)	(mg/L)	(mg/L)	(mg/L)	(mg/L)	(mg/L)	(s.u.)	(mg/L)	(mg/L)
PMP-11B	11/29/2017	1.68	90	110	<0.5	<4	8	295	1.1	95	1.04	<0.5	<0.5	7.4	190	35
	4/13/2018	1.18	89	110	<0.5	<4	8	306	1J-	93	1.01J-	<0.5	<0.5	7.5	200	37
	7/9/2018	0.56	93	110	<0.5	<4	10	286	1.2	89	0.8J-	<0.5	<0.5	7.3	181	26
	10/2/2018	2.07	90	110	<0.5	<4	9	299	1.2	91	1.13	<0.5	<0.5	7.5	218	38
	1/14/2019	0.16	92	110	<0.5	<4	9	293	1.1J-	94	1	<0.5	<0.5	7.5	177	34
	4/8/2019	0.42	90	110	<0.5	<4	8	291	1.1	90	1.05J-	<0.5	<0.5	7.5	179	33
	7/15/2019	1.21	88	110	<0.5	<4	9	290	1.2	90	1.17	<0.5	<0.5	7.5	195	35
	10/1/2019	0.53	90	110	<0.5	<4	8	287	1.1	88	1.24	<0.5	<0.5	7.4	190	32
	1/15/2020	0.48	89	110	<0.5UJ	<4	9	284	1.1	84	1.16J-	1.3	1.1	7.4	185	31
	4/7/2020	1.07	90	110	<0.5	<4	9	285	1	88	1.22	<0.5	<0.5	7.4	188	33
	7/6/2020	0.13	89	110	<0.5	<4	9	295	1.2J+	91	1.29	1.1	1.1	7.5	197	35J+
	9/28/2020	1.48	89	110	<0.5	<4	10	276	1J+	93	1.39J-	<0.5	<0.5	7.4	194	33J+
	1/11/2021	0.6	84	100	<0.5	<4	10	307	1	100	1.45	<0.5	<0.5	7.4J+	196	43
	4/1/2021	3.13	85	100	<0.5	<4	10	296	1.2	90	1.47	<0.5	<0.5	7.4	203	36
	7/6/2021	1.68	87	110	<0.5	<4	9	294J+	0.9J-	93	1.38	<0.5	<0.5	7.4	195J+	29
	10/6/2021	1.88	87	110	<0.5	<4	9	293	1	90	1.37	<0.5	<0.5	7.4	224J	33
	1/5/2022	1.25	88	110	<0.5	<4	10	287	1.1	94	1.33	<0.5	<0.5	7.5	189	35
	5/24/2022	0.46	88	110	<0.5	<4	9	285	1.1	92	1.26	<0.5	<0.5	7.4	194	33
PMP-12	4/17/2018	0.39	47	57	<0.5	<4	4.8	267	0.7	90	0.25	5	43	7.4	NA	9
	7/12/2018	0.49	150	180	<0.5	<4	3.5	720	1.7	256	<0.01UJ	3.7	22	7.7	NA	178
	10/8/2018	0.58	110	130	<0.5	<4	7.5	420	0.9J-	155	<0.01UJ	7.7	14	7.3	NA	74
	4/15/2019	0.45	130	160	<0.5	<4	4.0	625	1	238	0.18J-	4.2	26	7.4	NA	134
	7/18/2019	0.27	150	190	<0.5	<4	5.6	693	1.7	249	<0.01	5.6	20	7.8	NA	154
	10/7/2019	1.13	110	140	<0.5	<4	3.8	1500	1.4J+	695	0.01J-	3.9	18	7.5	NA	663J+
	4/14/2020	1.47	98	120	<0.5	<4	5.1	858	0.8	342	0.62	4.5	18	7.6	NA	329
	7/10/2020	0	45	54	<0.5	<4	16.4	183	0.8	65	0.58	16.4	12	7.7	NA	18
	10/3/2020	2.39	83	100	<0.5	<4	3	842	1.7J-	346	<0.01	4	17	8.4	NA	318
	4/8/2021	2.88	70	85	<0.5UJ	<4	2.4	2540	2.8	1300	0.28	2.4	15	7.4J+	NA	1460
	7/13/2021	0.53	44	53J	<0.5UJ	<4	1.7	1580J	1.7J	736J	0.15J	1.7	9	7.2J-	NA	762J
	10/14/2021	0.51	67	81	<0.5UJ	<4	1.9	2130J+	1.7J-	1010	0.14	1.7	12	7.5J+	1890	1050J-
	5/31/2022	0.48	46	55	<0.5	<4	2.9	2270	1.6	1220	0.35	2.7	14	7.3	2070	1320

Attachment 1

Parrot Tailings Waste Removal Project

CSM Addendum

NON-METALS

Sample ID	Sample Date	A/C Balance	Alkalinity, Total ($CaCO_3$)	Bicarbonate (HCO_3)	Bromide	Carbonate (CO_3)	Chloride	Conductivity (25° C)	Fluoride	Hardness ($CaCO_3$)	Nitrogen (NO_3+NO_2 as N)	Organic Carbon, Dissolved	Organic Carbon, Total	pH	Solids, Total Dissolved (180° C)	Sulfate
		(%)	(mg/L)	(mg/L)	(mg/L)	(mg/L)	(mg/L)	(umhos/cm)	(mg/L)	(mg/L)	(mg/L)	(mg/L)	(mg/L)	(s.u.)	(mg/L)	(mg/L)
PT14-1	12/11/2017	5.52	<4	<4	0.8	<4	299	3830	7.1	1510	0.08	3.3	3.3	4.1	3740	2080
	2/16/2018	3.58	<4	<4	<0.5	<4	293	3910	7	1620	0.05	3.7	3.8	4	3680	2150
	4/16/2018	4.66	<4	<4	<0.5	<4	295	3980	7.6J-	1630	0.06J-	1.9	3.8	4.1	4060	2200J-
	6/28/2018	1.37	<4	<4	<0.5UJ	<4	286	3950	7.7J-	1630	0.05J-	3.7	3.7	4.1	3400	2080J-
	10/5/2018	2.39	<4	<4	<0.5	<4	284	3800	5J-	1580	0.05	3.9	3.9	4.2	3980	2070
	1/18/2019	3.97	<4	<4	<0.5	<4	297	4030	6.9	1700	0.04	3.5	3.6	4.1	4090	2250
	4/11/2019	4.34	<4	<4	<0.5	<4	302	4110	8.8J-	1820	0.04J-	1.9	1.9	4	4110	2450
	7/17/2019	8.29	<4	<4	<0.5	<4	299	4040	9.3	1580	<0.01	3.0	3.1	4.1	4080	2420
	10/7/2019	5.27	<4	<4	<0.5	<4	284	4050	9	1620	<0.01UJ	5.3	5.3	4.1	3840	2310
	1/22/2020	1.82	<4	<4	<0.5	<4	283	4010	7.1	1720	0.01	5.2	5.0	4.1	4060	2210
	4/13/2020	5.73	<4	<4	0.5	<4	300	4170	12.1	1770	0.02J-	5.1	5.2	4	4370	2540
	7/9/2020	4.78	<4	<4	0.5	<4	269	3950	10.2J-	1660	<0.05	2.8	2.9	4.1	3840	2320
	10/2/2020	2.16	<4	<4	<0.5	<4	261	3600	6.6J-	1600	<0.01UJ	3.9	3.8	4.3	3610	2050
	1/19/2021	3.04	<4	<4	0.6	<4	273	3800	8.5J-	1730	<0.01	3.6	3.6	4.1	4060	2340
	3/9/2021	4.94	<4	<4	0.7	<4	290	3860	10.2	1740	<0.01	4.1	4.0	4.1	3970	2420
	7/9/2021	1.38	<4	<4UJ	0.5J	<4	242	3840J+	7.9J-	1600J	<0.01UJ	4.1	4.0	4	3880J+	2090J-
	10/13/2021	3.46	<4	<4	0.6	<4	233	3500	6.4	1410	<0.01	3.6	3.7	4.1J+	3360J+	1870
	1/13/2022	7.4	<4	<4	0.8	<4	266	2960	6	1090	0.38	3.2	3.3	4.1	2690	1530
	5/31/2022	4.55	<4	<4	0.6	<4	262	3330	6.1	1360	<0.01	3.0	3.1	4.1	3200	1810
SS-04	12/8/2017	2.63	110	130	<0.5	<4	18	352	0.2	131	1.49	1.9	1.8	7.7	219	34
	2/15/2018	2.38	99	120	<0.5	<4	19	345	0.2	137	1.2	2.2	2.0	7.6	NA	32
	4/17/2018	1.57	83	100	<0.5	<4	17	288	0.2	109	0.5	6.0	6.5	7.6	NA	28
	7/12/2018	1.68	92	110	<0.5	<4	11	267	0.2	107	0.43J-	6.7	6.6	8.1	NA	20
	10/8/2018	1.55	90	110	<0.5	<4	11	281	0.2J-	111	0.58J-	3.6	3.5	7.8	NA	28
	1/21/2019	0.19	100	120	<0.5	<4	25	368	0.2	140	1.21J-	1.7	1.7	7.6	NA	36
	4/15/2019	1.24	86	100	<0.5	<4	16	306	0.2	115	0.4J-	5.2	5.5	7.7	NA	32
	7/18/2019	2.01	94	110	<0.5	<4	12	288	0.2	114	0.59	4.7	5.0	8.1	NA	24
	10/7/2019	1.39	90	110	<0.5	<4	13	297	0.2J+	117	0.62J-	3.5	3.7	8.2	NA	32J+
	1/23/2020	1.19	100	130	<0.5	<4	18	346	0.2	135	1.39	2.4	2.3	7.7	NA	36
	4/14/2020	3.25	97	120	<0.5	<4	17	313	0.2	115	0.8	4.7	4.7	7.8	NA	32
	7/10/2020	1.28	88	110	<0.5	<4	15	286	0.3	105	0.65	5.7	6.1	8.1	NA	26
	10/3/2020	0.68	110	130	<0.5	<4	19	347	0.2J-	138	1.08	2.4	2.1	8.5	NA	34
	1/20/2021	0.74	110	130	<0.5	<4	19	356	0.2	142	1.61	1.5	1.3	7.7J+	NA	35
	4/8/2021	0.47	76	92	<0.5UJ	<4	13	260	0.2	93	0.48	4.6	4.5	7.6J+	NA	26
	7/13/2021	2.21	120	140J	<0.5UJ	<4	22	391J	0.2J	146J	1.24J	1.8	1.7	8.4J	NA	34J
	10/14/2021	0.64	110	130	<0.5UJ	<4	18	369J+	0.2J-	140	1.39	1.7	1.7	8J+	242	32J-
	1/13/2022	0.83	110	130	<0.5	<4	28	388	0.2	148	1.43	1.3	1.3	7.6	267	37
	5/31/2022	0.96	56	68	<0.5	<4	17	272	0.2	95	0.27	10.0	10.6	7.5	188	43

Not Available	J:
Groundwater Elevation	J+:
Top of Casing	UJ:
Above Mean Sea Level	J-:

Attachment 2

Parrot Tailings Waste Removal Project

CSM Addendum

METALS

Sample Name	Sample Date	As mg/L	B mg/L	Ca mg/L	Cl mg/L	Cr mg/L	Co mg/L	Cu mg/L	F mg/L	Fe mg/L	Pb mg/L	Li mg/L	Mg mg/L	Mn mg/L	Mo mg/L	Ni mg/L	K mg/L	Se mg/L	Na mg/L	Zn mg/L
AMC-23	11/30/2017	<0.001	0.11	166	82	<0.005	<0.005	<0.002	0.8	5.63	<0.0003	0.1	40	0.343	0.003	<0.002	10	<0.001	77	0.295
	2/6/2018	<0.001	0.09	151	88	<0.005	<0.005	<0.002	0.5	12.1	<0.0003	0.1	42	0.78	0.001	<0.002	11	<0.001	81	0.033
	4/17/2018	<0.001	0.11	149	69	<0.005	<0.005	<0.002	0.7	17	<0.0003	0.1	36	0.476	0.003	<0.002	10	<0.001	81	<0.008
AMC-23B	11/30/2017	0.008	0.13	124	42	<0.005	<0.005	<0.002	1	<0.02	0.0003	0.4	25	0.062	0.003	0.004	12	<0.001	98	0.695
	2/6/2018	0.006	0.13	127	39	<0.005	<0.005	<0.002	0.9	0.05	<0.0003	0.4	25	0.007	0.004	0.005	12	<0.001	93	0.665
	4/10/2018	0.005	0.13	124	39	<0.005	<0.005	0.003	0.9	0.05J+	<0.0003	0.4	26	0.008	0.004	0.006	12	<0.001	96	0.67
	7/10/2018	0.007	0.14	126	38	0.023	<0.005	0.022	1	0.4	<0.0003	0.4	25	0.007	0.01	0.04	12	<0.001	89	0.715
	10/3/2018	0.006	0.13	124	40	<0.005	<0.005	0.003	1.1	<0.02	<0.0003	0.4	24	0.006	0.004	0.004	12	<0.001	93	0.688
	1/15/2019	0.007	0.14	132	39	<0.005	<0.005	<0.002	1	<0.02	<0.0003	0.4	27	0.003	0.003	0.003	12	<0.001	88	0.78
	4/9/2019	0.006	0.14	128	39	<0.005	<0.005	<0.002	1	<0.02	<0.0003	0.4	25	0.002	0.004	0.004	13	<0.001	94	0.76
	7/15/2019	0.007	0.14	130	40	<0.005	<0.005	<0.002	1	0.03J+	<0.0003	0.4J+	25	0.022	0.003	0.004	12	<0.001	83	0.83
	10/2/2019	0.009	0.13	133	42	<0.005	<0.005	<0.002	1.1	0.03	<0.0003	0.4	27	0.015	0.003	0.004	12	<0.001	95	0.857
	1/16/2020	0.007	0.14	131	41J+	<0.005	<0.005	0.003	1	0.15	0.0005	0.4	27	0.014	0.007	0.031	12	<0.001	92	0.779
	4/8/2020	0.009	0.14	141	39	<0.005	<0.005	0.012	0.6	<0.02	<0.0003	0.4	28	0.011	0.003	0.005	12	<0.001	94	0.793
	7/7/2020	0.009	0.14	141	39	<0.005	<0.005	0.006	1.1J+	<0.02	<0.0003	0.4	28	0.01	0.003	0.003	12	<0.001	92	0.854
	9/30/2020	0.007	0.14	126	39	<0.005	<0.005	<0.002	0.9J-	<0.02	<0.0003	0.4	25	0.001	0.003	0.004	13	<0.001	94	0.757
	1/13/2021	0.008	0.14	133	40	<0.005	<0.005	0.003	1	<0.02	<0.0003	0.4	26	0.001	0.003J	0.003	13	<0.001	95	0.792
	4/2/2021	0.008	0.13	125	40	<0.005	<0.005	0.002	1.1	<0.02	<0.0003	0.4	26	0.004	0.003J	0.004	12	<0.001	86	0.826
	7/7/2021	0.008	0.14	142	36	<0.005	<0.005	<0.002	0.9	<0.02	<0.0003	0.4	27	0.002	0.004J+	0.004	12	<0.001	87	0.866
	10/8/2021	0.009	0.14	135	37	<0.005	<0.005	<0.002	1	<0.02	<0.0003	0.4	27	0.01	0.003	0.003	12	<0.001	92	0.851
	1/6/2022	0.008	0.14	131	39	<0.005	<0.005	<0.002	1	<0.02	<0.0003	0.4	27	0.005	0.003	0.004	12	<0.001	91	0.842
	5/31/2022	0.009	0.12	127	38	<0.005	<0.005	<0.002	1	<0.02	0.0004	0.4	27	0.007	0.003	0.003	13	<0.001	100	0.816
	7/19/2022	0.008	0.14	131	37	<0.005	<0.005	<0.002	1.1	<0.02	<0.0003	0.4	27	0.001	0.003	0.003	12	<0.001	89	0.789
	10/11/2022	0.008	0.14	130	41	<0.005	<0.005	<0.002	1.2J+	<0.02	<0.0003	0.4	27	0.003	0.003	0.003	12	<0.001	91	0.816
AMC-24	11/30/2017	0.001	0.08	55	28	<0.005	<0.005	<0.002	0.4	6.4	<0.0003	<0.1	15	0.261	<0.001	<0.002	5	<0.001	21	0.422
	2/7/2018	<0.001	0.08	56	26	<0.005	<0.005	<0.002	0.4	2.44	<0.0003	<0.1	15	0.174	<0.001	<0.002	5	<0.001	21	0.43
	4/10/2018	<0.001	0.08	58	25	<0.005	<0.005	<0.002	0.3	2.85	<0.0003	<0.1	16	0.376	<0.001	<0.002	5	<0.001	22	0.139
AMC-24B	11/30/2017	0.004	0.08	139	26	<0.005	<0.005	0.127	0.6	<0.02	<0.0003	0.2	32	0.007	0.002	0.005	12	<0.001	76	1.08
	2/7/2018	0.002	0.09	130	26	<0.005	<0.005	0.003	0.5	0.27	<0.0003	0.2	28	0.028	<0.001	<0.002	12	0.002	80	0.035
	4/10/2018	0.004	0.08	155	26	<0.005	<0.005	0.118	0.5	<0.02	<0.0003	0.2	37	0.004	0.002	0.005	13	<0.001	84	1.17
	7/10/2018	0.004	0.09	147	25	<0.005	<0.005	0.126	0.5	<0.02	<0.0003	0.2	34	<0.001	0.002	0.005	12	<0.001	75	1.13
	10/4/2018	0.004	0.08	148	27	<0.005	<0.005	0.133	0.6	<0.02	<0.0003	0.2	33	<0.001	0.002	0.005	12	<0.001	77	1.11
	1/15/2019	0.005	0.08	140	25	<0.005	<0.005	0.078	0.5	<0.02	<0.0003	0.2	32	<0.001	0.002	0.005	13	<0.001	80	1.11
	4/9/2019	0.004	0.09	152	27	<0.005	<0.005	0.136	0.5	<0.02	<0.0003	0.2	35	<0.001	0.002	0.005	13	<0.001	80	1.18
	7/16/2019	0.004	0.08	153	27	<0.005	<0.005	0.136	0.5	<0.02	0.0003	0.2J+	35	<0.001	0.002J+	0.005	12	<0.001	74	1.15
	10/2/2019	0.005	0.08	148	26	<0.005	<0.005	0.153	0.5	<0.02	<0.0003	0.2	35	<0.001	0.003	0.005	12	<0.001	79	1.09
	1/16/2020	0.005	0.08	148	26J+	<0.005	<0.005	0.136	0.5	<0.02	<0.0003	0.2	34	<0.001	0.002	0.005	12	<0.001	78	1.16
	4/7/2020	0.004	0.08	167	27	<0.005	<0.005	0.144	0.3	<0.02	<0.0003	0.2	37	<0.001	0.002	0.005	12	<0.001	78	1.2
	7/7/2020	0.004	0.08	157	27	<0.005	<0.005	0.14	0.6J+	<0.02	<0.0003	0.2	36	<0.001	0.002	0.005	12	<0.001	75	1.19
	9/30/2020	0.004	0.08	151	28	<0.005	<0.005	0.135	0.5J-	<0.02	<0.0003	0.2	34	<0.001	0.002	0.005	13	<0.001	81	1.17
	1/13/2021	0.004	0.08	159	28	<0.005	<0.005	0.136	0.5J-	<0.02	<0.0003	0.2	37	<0.001	0.002J	0.005	13	<0.001	79	1.21
	4/5/2021	0.004	0.08	149	28	<0.005	<0.005	0.144	0.5J-	<0.02	<0.0003	0.2	35	0.008	0.002J	0.005	13	<0.001	79	1.15
	7/7/2021	0.004	0.08	146	25	<0.005	<0.005	0.036	0.5	0.02	<0.0003	0.2	36	<0.001	0.002J+	0.005	12	<0.001	73	1.13
	7/7/2021	0.004	0.08	146	25	<0.005	<0.005	0.036	0.5	0.02	<0.0003	0.2	36	<0.001	0.002J+	0.005	12	<0.001	73	1.13
	10/8/2021	0.005	0.08	140	25	<0.005	<0.005	0.123	0.5	<0.02	<0.0003	0.2	31	<0.001	0.003	0.005	12	<0.001	78	1.01
	1/7/2022	0.005	0.08	156	25	<0.005	<0.005	0.048	0.5	<0.02	<0.0003	0.2	32	<0.001	0.003	0.004	12	<0.001	76	1.03
	5/31/2022	0.005	0.07	138	24	<0.005	<0.005	0.122	0.5	<0.02	<0.0003	0.2	32	<0.001	0.003	0.004	13	<0.001	79	0.939
	7/20/2022	0.005	0.08	145	25	<0.005	<0.005	0.118	0.5	<0.02	<0.0003	0.2	34	<0.001	0.002	0.004	13	<0.001	70	1.01
	10/11/2022	0.004	0.09	132	25	<0.005	<0.005	0.005	0.5	<0.02	<0.0003	0.2	30	<0.001	0.003	0.004	12	<0.001	77	0.661

Attachment 2

Parrot Tailings Waste Removal Project

CSM Addendum

METALS

Sample Name	Sample Date	As mg/L	B mg/L	Ca mg/L	Cl mg/L	Cr mg/L	Co mg/L	Cu mg/L	F mg/L	Fe mg/L	Pb mg/L	Li mg/L	Mg mg/L	Mn mg/L	Mo mg/L	Ni mg/L	K mg/L	Se mg/L	Na mg/L	Zn mg/L
AMC-24C	11/30/2017	0.007	0.1	120	27	<0.005	<0.005	0.055	0.5	<0.02	<0.0003	0.2	24	<0.001	0.002	<0.002	12	<0.001	80	0.44
	2/6/2018	0.008	0.1	125	26	<0.005	<0.005	0.056	0.4	<0.02	<0.0003	0.2	24	<0.001	0.003	<0.002	12	<0.001	80	0.442
	4/10/2018	0.007	0.1	138	26	<0.005	<0.005	0.063	0.4	<0.02	<0.0003	0.3	25	<0.001	0.004	<0.002	12	<0.001	82	0.438
	7/10/2018	0.007	0.1	118	26	<0.005	<0.005	0.056	0.4	<0.02	<0.0003	0.2	23	<0.001	0.003	<0.002	12	<0.001	80	0.429
	10/3/2018	0.007	0.1	118	27	<0.005	<0.005	0.077	0.5	<0.02	<0.0003	0.3	24	<0.001	0.004	<0.002	12	<0.001	84	0.448
	1/15/2019	0.007	0.1	126	26	<0.005	<0.005	0.059	0.4J-	<0.02	<0.0003	0.3	25	<0.001	0.004	<0.002	12	<0.001	82	0.436
	4/9/2019	0.007	0.1	129	27	<0.005	<0.005	0.056	0.4	<0.02	<0.0003	0.2	25	<0.001	0.003	<0.002	12	<0.001	78	0.453
	7/16/2019	0.007	0.1	128	27	<0.005	<0.005	0.058	0.4	<0.02	<0.0003	0.2	25	0.001	0.003	<0.002	12	<0.001	80	0.442
	10/2/2019	0.008	0.09	126	28	<0.005	<0.005	0.06	0.5J+	<0.02	<0.0003	0.2	25	<0.001	0.003	<0.002	12	<0.001	80	0.437
	1/16/2020	0.007	0.1	121	27J+	<0.005	<0.005	0.055	0.5	<0.02	<0.0003	0.2	24	0.001	0.003	<0.002	12	<0.001	78	0.458
	4/8/2020	0.008J	0.1J	119J	26J	<0.005UJ	<0.005UJ	0.058J	0.4J	<0.02UJ	<0.0003UJ	0.3J	24J	<0.001UJ	0.004J	<0.002UJ	13J	<0.001UJ	88J	0.448J
	7/7/2020	0.008	0.1	118	27	<0.005	<0.005	0.056	0.5J+	<0.02	<0.0003	0.3	23	0.01	0.003	<0.002	12	<0.001	81	0.447
	9/29/2020	0.007	0.1	121	27	<0.005	<0.005	0.056	0.4	<0.02	<0.0003	0.3	23	0.002	0.004	<0.002	12	<0.001	83	0.412
	1/14/2021	0.007	0.1	126	27	<0.005	<0.005	0.055	0.4	<0.02	<0.0003	0.3	25	0.001	0.003J	<0.002	12	<0.001	82	0.447
	4/2/2021	0.007	0.1	126	28	<0.005	<0.005	0.057	0.5	<0.02	<0.0003	0.3	25	<0.001	0.005J	<0.002	12	<0.001	80	0.455
	7/7/2021	0.008	0.09	126	26	<0.005	<0.005	0.059	0.4	<0.02	<0.0003	0.2	25	<0.001	0.005J+	<0.002	12	<0.001	79	0.458
	10/7/2021	0.008	0.1	121	26	<0.005	<0.005	0.057	0.4	<0.02	<0.0003	0.2	24	<0.001UJ	0.004	<0.002	12	<0.001	77	0.445
	1/7/2022	0.008	0.1	126	27	<0.005	<0.005	0.057	0.5	<0.02	<0.0003	0.2	25	<0.001	0.004	<0.002	12	<0.001	80	0.439
	5/25/2022	0.008	0.1	128	27	<0.005	<0.005	0.056	0.5	<0.02	<0.0003	0.2	25	<0.001	0.003	<0.002	12	<0.001	79	0.426
	7/20/2022	0.008	0.10	126	27	<0.005	<0.005	0.056	0.5	<0.02	<0.0003	0.2	25	<0.001	0.003	<0.002	12	<0.001	79	0.433
	10/12/2022	0.008	0.10	125	30J	<0.005	<0.005	0.062	0.5J+	<0.02	<0.0003	0.2	26	<0.001	0.004	<0.002	12	<0.001	79	0.458
AMW-01A	12/7/2017	0.009	0.43	108	127	<0.005	0.009	0.009	2	0.15	0.0004	0.3	29	2.13	0.009	0.016	10	<0.001	42	3.39
	2/14/2018	0.005	0.56	174	310	<0.005	0.027	0.117	1.2	0.3	0.0015	0.3	45	5.46	0.004	0.03	13	<0.001	57	6.97
	4/13/2018	0.004	0.22	61	38	<0.005	<0.005	0.046	1J-	0.04	0.0003	0.2	18	0.064	0.005	0.008	5	<0.001	20	1.18
	6/28/2018	0.007	0.66	237	286	<0.005	0.03	0.09	0.9J-	0.52	0.0012	0.3	47	9	0.003	0.055	13	<0.001	59	15.4
	10/5/2018	0.015	0.63	218	301	<0.005	0.037	0.12	0.9J-	3.46	0.0029	0.3	44	8.69	0.003	0.046	14	<0.001	60	11.7
	10/5/2018	0.015	0.63	218	301	<0.005	0.037	0.12	0.9J-	3.46	0.0029	0.3	44	8.69	0.003	0.046	14	<0.001	60	11.7
	1/17/2019	0.006	0.59	185	309	<0.005	0.022	0.099	1J-	1.23	0.0017	0.3	35	6.55	0.002	0.034	13	<0.001	56	8.84
	4/10/2019	0.005	0.32	73	100	<0.005	<0.005	0.074	0.9J-	0.06	0.0005	0.2	27	0.491	0.004	0.009	4	<0.001	16	1.57
	7/17/2019	0.005	0.48	158	264	<0.005	0.013	0.143	1	0.59	0.0011	0.3J+	40	3.31	0.002J+	0.036	10	<0.001	46	7.15
	10/4/2019	0.006	0.52	175	408	<0.005	0.018	0.086	0.7	3.25	0.0007	0.3	41	4.75	0.002	0.04	10	<0.001	45	7.84
	1/22/2020	0.007	0.64	235	438	<0.005	0.024	0.056	0.9	3.52	0.0008J+	0.3	47	6.19	0.001	0.04	13	<0.001	58	8.33
	4/10/2020	0.007	0.2	85	370	<0.005	<0.005	0.018	0.6J-	0.35J	<0.0003	0.2	25	0.627	0.003	0.006	8	<0.001	152	1.02
	7/8/2020	0.004	0.36	106	193	<0.005	0.011	0.065	0.8	0.2	0.0015	0.2	28	2.16	0.002	0.019	9	<0.001	78	5.52
	10/1/2020	0.004	0.5	156	338	<0.005	0.016	0.081	0.9J-	0.51	0.0014	0.2	35	3.67	0.001	0.03	12	<0.001	102	7.73
	1/20/2021	0.005	0.68	205	509	<0.005	0.031	<0.002	1J-	3.88	<0.0003	0.3	50	6.67	0.002	0.032	13	<0.001	106	5.16
	4/7/2021	0.011	0.93	38	244	<0.005	<0.005	0.009	1.1	0.84	<0.0003	0.8	51	0.309	0.005	0.002	4	<0.001	52	0.202
	7/7/2021	0.005	1.16	74	351	<0.005	<0.005	0.05	1.1	0.74	0.0005	1.1	83	0.905	0.002J+	0.01	7	<0.001	65	2.04
	10/12/2021	0.005	1.3	126	538	<0.005	0.013	0.011J+	0.9J-	1.65	<0.0003	1.2	137	2.67	0.002	0.023	10	<0.001	80	4.44
	7/20/2022	0.006	0.51	91	119	<0.005	0.006	0.308	1.9	0.18	0.0011	0.2	34	0.548	0.005	0.019	7	<0.001	36	4.49
	10/17/2022	0.009	0.64	124	220	<0.005	0.008	0.025	1.2	0.77	0.0009	0.3	49	1.02	0.003	0.024	9	<0.001	47	4.96

Attachment 2

Parrot Tailings Waste Removal Project

CSM Addendum

METALS

Sample Name	Sample Date	As mg/L	B mg/L	Ca mg/L	Cl mg/L	Cr mg/L	Co mg/L	Cu mg/L	F mg/L	Fe mg/L	Pb mg/L	Li mg/L	Mg mg/L	Mn mg/L	Mo mg/L	Ni mg/L	K mg/L	Se mg/L	Na mg/L	Zn mg/L
AMW-01B	12/5/2017	0.002	0.19	441	111	<0.005	0.286	83.7	4.9	0.04	0.0042	0.7	137	264	<0.001	0.606	29	<0.001	65	204
	2/14/2018	0.002	0.21	468	112	<0.005	0.362	85.1	4.6	0.22	0.0042	0.8	154	264	<0.001	0.634	31	<0.001	71	202
	4/13/2018	<0.001	0.22	462	111	<0.005	0.345	85.5	4.1J-	0.15	0.0038	0.8	155	289	<0.001	0.586	32	<0.001	71	216
	6/27/2018	0.001	0.22	457	107	<0.005	0.377	81.1	4.4	0.13	0.0038	0.8	151	270	<0.001	0.577	32	0.001	69	199
	10/5/2018	0.001	0.2	431	100	<0.005	0.322	70.2	3.4	0.11	0.0038	0.7	152	260	<0.001	0.582	30	0.001	67	176
	1/17/2019	0.001	0.22	439	95	<0.005	0.215	59.9	2.8	0.08	0.0034	0.7	144	246	<0.001	0.528	30	0.001	62	181
	4/11/2019	0.001	0.2	435	94	<0.005	0.167	56.3	2.5J-	0.09	0.0033	0.7	141	229	<0.001	0.542	29	0.001	57	163
	7/16/2019	0.001	0.21	407	121	<0.005	0.144	44.2	1.9	0.09J+	0.0029	0.6	121	188	<0.001	0.428	29	0.001	62	140
	10/3/2019	0.002	0.21	500	107	<0.005	0.244	49.6	2.3J+	0.14	0.0039	0.6	149	233	<0.001	0.484	30	0.001	65	159
	1/21/2020	0.001	0.2	455	107J+	<0.005	0.236	57.6	2.6J-	0.1	0.0032	0.6	146	245	<0.001	0.522	29	0.001	57	178
	4/13/2020	0.002	0.2	466	120J+	<0.005	0.298	64.2	3	0.13J	0.0034	0.7	144	243	<0.001	0.55	31	0.001	65	179
	7/8/2020	0.002	0.2	479	135	<0.005	0.394	71.7	4J-	0.22	0.0046	0.7	133	250	<0.001	0.539	28	0.001	62	197
	10/3/2020	0.002	0.2	543	137	<0.005	0.335	82.3	4.6J-	0.21	0.0062	0.8	141	264	<0.001	0.555	31	0.001	66	197
	1/19/2021	0.002	0.21	476	145	<0.005	0.307	81.4	4.3	0.21	0.0043	0.8	133	237	<0.001	0.598	31	0.001	67	193
	4/7/2021	0.002	0.21	460	157	<0.005	0.352	80.8	4.2J-	0.17	0.0043	0.7	137	237	<0.001	0.567	30	0.001	68	189
	7/12/2021	0.002	0.19	463	159	<0.005	0.412	72.9	4.2	0.28	0.0075	0.7	136	233	<0.001	0.559	28	0.001	67	179
	10/12/2021	0.001	0.18	498	138	<0.005	0.388	73.3	5	0.19	0.0075	0.7	143	243	<0.001	0.578	32	0.001	69	193
	1/12/2022	0.002	0.2	473	146	<0.005	0.481	82.6	5.7	0.3	0.0074	0.8	151	262	<0.001	0.582	30	0.001	71	194
	5/31/2022	0.001	0.72	144	388	<0.005	0.092	14.2	1.2	<0.02	0.003	1	109	60.5	0.003	0.13	11	<0.001	86	44
	7/23/2022	0.002	0.19	469	163	<0.005	0.505	80.7	4.9	0.50	0.0096	0.8	152	255	<0.001	0.498	30	0.001	73	198
	10/18/2022	0.002	0.19	427	168	<0.005	0.598	78.7	5.8	0.48	0.0084	0.8	148	256	<0.001	0.535	29	<0.001	73	183
AMW-01C	12/5/2017	0.009	0.24	367	13	<0.005	<0.005	6.16	0.9	<0.02	<0.0003	0.8	98	22.9	<0.001	0.143	32	<0.001	180	29.8
	2/14/2018	0.009	0.24	372	11	<0.005	<0.005	5.8	0.8	<0.02	<0.0003	0.8	97	21.6	<0.001	0.142	31	<0.001	186	29.1
	4/13/2018	0.008	0.23	377	12	<0.005	<0.005	5.95	1J-	<0.02	0.0006	0.9	99	23.8	<0.001	0.141	32	<0.001	190	30.5
	6/27/2018	0.008	0.23	369	13	<0.005	<0.005	6.06	1	0.02	<0.0003	0.8	98	23.3	<0.001	0.145	31	<0.001	183	30
	10/5/2018	0.009	0.22	376	13	<0.005	<0.005	6.54	1	<0.02	<0.0003	0.8	102	24.3	<0.001	0.148	31	<0.001	183	28.3
	1/17/2019	0.009	0.24	393	14	<0.005	<0.005	6.43	1.1	<0.02	<0.0003	0.8	105	26.5	<0.001	0.14	28	<0.001	161	29.8
	4/11/2019	0.009	0.22	399	14	<0.005	<0.005	6.51	1J-	<0.02	<0.0003	0.8	106	25.9	<0.001	0.144	32	<0.001	186	28.8
	7/16/2019	0.01	0.23	377	13	<0.005	<0.005	6.62	1.2	<0.02	<0.0003	0.9	105	25	<0.001	0.147	31	<0.001	196	31.1
	10/3/2019	0.009	0.24	391	12	<0.005	<0.005	5.76	1.2J+	<0.02	<0.0003	0.8	104	22.4	<0.001	0.143	31	<0.001	184	30.3
	1/21/2020	0.009	0.24	378	13J+	<0.005	<0.005	5.87	1J-	<0.02	<0.0003	0.8	99	22.1	<0.001	0.139	31	<0.001	174	29.6
	4/13/2020	0.009	0.23	381	14J+	<0.005	<0.005	6.13	0.8J-	<0.02UJ	<0.0003	0.8	103	24.8	<0.001	0.15	32	<0.001	187	30.7
	7/8/2020	0.01	0.24	377	11	<0.005	<0.005	5.51	1.2J-	<0.02	<0.0003	0.8	93	18	<0.001	0.155	32	<0.001	188	30.9
	10/3/2020	0.008	0.25	385	12	<0.005	<0.005	5.85	1J-	<0.02	<0.0003	0.9	99	24.3	<0.001	0.145	33	<0.001	191	31.3
	1/19/2021	0.009	0.25	367	12	<0.005	<0.005	5.85	1.1	<0.02	<0.0003	0.9	94	22.2	<0.001	0.152	33	<0.001	193	30.6
	4/7/2021	0.009	0.37	350	39	<0.005	<0.005	5.39	1J-	<0.02	<0.0003	1	108	19.6	<0.001	0.146	31	<0.001	184	29.5
	7/12/2021	0.007	0.27	349	24	<0.005	<0.005	5.05	0.8	0.54	<0.0003	0.8	88	17.3	<0.001	0.158	30	<0.001	174	31.1
	10/12/2021	0.007	0.24	374	11	<0.005	0.006	5.91	1	0.15	<0.0003	0.8	92	28.7	<0.001	0.14	30	<0.001	170	30.3
	1/12/2022	0.003	0.23	364	11	<0.005	<0.005	5.59	1	0.82	<0.0003	0.9	97	22.9	<0.001	0.148	33	<0.001	190	27.6
	5/31/2022	0.003	0.15	35	36	<0.005	<0.005	0.204	0.7	<0.02	<0.0003	<0.1	13	1.56	0.003	0.004	4	<0.001	21	1.05
	7/23/2022	0.005	0.24	377	11	<0.005	0.007	6.01	1.0	0.15	0.0005	0.8	98	32.4	<0.001	0.131	32	<0.001	178	28.6
	10/18/2022	0.004	0.24	394	13	<0.005	0.010	6.75	1.1	0.04	0.0017	0.8	99	29.3	<0.001	0.137	32	<0.001	191	28.2

Attachment 2

Parrot Tailings Waste Removal Project

CSM Addendum

METALS

Sample Name	Sample Date	As mg/L	B mg/L	Ca mg/L	Cl mg/L	Cr mg/L	Co mg/L	Cu mg/L	F mg/L	Fe mg/L	Pb mg/L	Li mg/L	Mg mg/L	Mn mg/L	Mo mg/L	Ni mg/L	K mg/L	Se mg/L	Na mg/L	Zn mg/L
AMW-08	12/5/2017	0.024	0.14	417	105	<0.005	0.771	4.25	3.3	825	0.0171	0.7	272	551	<0.001	0.376	15	<0.001	81	587
	2/13/2018	0.017	0.16	430	98	<0.005	0.826	6.13	4.2	577	0.0228	0.8	263	551	<0.001	0.54	15	<0.001	95	772
	4/15/2018	0.024	0.15	425	68	<0.005	0.637	2.57	2J-	934	0.013	0.6	282	497	<0.001	0.221	17	<0.001	74	473
	6/27/2018	0.038	0.13	482	69	<0.005	0.649	9.85	2.6	902	0.0216	0.5	246	329	<0.001	0.242	16	<0.001	71	330
	10/8/2018	0.039	0.13	484	101	<0.005	0.73	13.7	1.9	854	0.0224	0.6	258	357	<0.001	0.317	16	<0.001	79	375
	1/18/2019	0.03	0.16	419	101	<0.005	0.874	6.52	2.9	928	0.0261	0.7	321	648	<0.001	0.373	16	<0.001	75	673
	4/12/2019	0.03	0.17	429	99	<0.005	0.782	3.52	2.5	912	0.016	0.6	296	576	<0.001	0.303	16	<0.001	71	612
	7/17/2019	0.043	0.12	416	122	<0.005	0.68	13.5	2.5	820	0.021	0.5	237	291	<0.001	0.263	16	<0.001	77	302
	1/22/2020	0.034	0.17	408	86J+	<0.005	0.727	3.2	2.4	844	0.0208	0.6	275	573	<0.001	0.285	16	<0.001	68	607
	4/13/2020	0.036	0.15	413	88	<0.005	0.745	2.69	2.8	875J	0.0184	0.6	266	544	<0.001	0.255	17	<0.001	71	528
	7/10/2020	0.03	0.14	393	80	<0.005	0.576	2.69	2	857	0.0155	0.6	243	471	<0.001	0.208	16	<0.001	71	461
	10/2/2020	0.016	0.15	448	104	<0.005	0.742J-	4.49	3.6J-	643	0.0158	0.7	265	517	<0.001	0.432	17	<0.001	87	683
	1/19/2021	0.023	0.15	433	93	<0.005	0.713	3.67	2.9J-	777	0.0156	0.7	279	514	<0.001	0.337	17	<0.001	83	387
	4/8/2021	0.026	0.15	433	84	<0.005	0.618	2.52	1.6	1000	0.0143	0.6	317	550	<0.001	0.198	18	<0.001	73	459
	7/12/2021	0.011	0.1	387	75	<0.005	0.596	1.29	1.3	973	0.0113	0.5	260	537	<0.001	0.145	15	<0.001	61	425
	10/13/2021	0.022	0.11	380	69	<0.005	0.526	1.59	1.4	978	0.0105	0.5	262	491	<0.001	0.131	15	<0.001	63	366
	1/13/2022	0.029	0.13	436	73	<0.005	0.621	8.35	3.1	852	0.095	0.7	278	509	<0.001	0.171	16	<0.001	76	404
	5/31/2022	0.005	0.08	448	62	<0.005	0.431	12.4	4.4	446	0.0089	0.5	195	266	<0.001	0.17	8	<0.001	65	267
	7/24/2022	0.015	0.08	452	66	<0.005	0.363	13.1	5.3	370	0.0105	0.6	225	320	<0.001	0.168	9	<0.001	79	296
	10/18/2022	0.026	0.10	423	59	<0.005	0.433	11.5	4.5	407	0.0194	0.6	214	298	<0.001	0.206	11	<0.001	76	288
AMW-09	12/5/2017	0.001	0.13	270	82	<0.005	0.256	17.6	4.4	0.63	0.0038	0.3	49	38.3	<0.001	0.127	13	<0.001	39	47.4
	2/13/2018	0.001	0.14	274	67	<0.005	0.263	17.2	2.6	0.87	0.004	0.3	50	38.8	<0.001	0.134	13	<0.001	38	48.8
	4/15/2018	<0.001	0.13	284	69	<0.005	0.28	17.6	4.5J-	0.4	0.0042	0.3	54	40.1	<0.001	0.141	13	<0.001	41	49.6
	6/28/2018	<0.001	0.13	306	78	<0.005	0.319	19.2	4.4	0.48	0.0044	0.3	56	44.9	<0.001	0.145	13	<0.001	41	55
	10/5/2018	<0.001	0.13	311	88	<0.005	0.346	19.8	4.7	0.56	0.0048	0.3	59	46.3	<0.001	0.156	14	<0.001	41	52.7
	1/18/2019	0.001	0.13	311	87	<0.005	0.362	21.1	4.8	0.38	0.0048	0.3	67	53	<0.001	0.166	14	<0.001	44	60.3
	4/12/2019	<0.001	0.13	315	84	<0.005	0.356	19.9	5.2	0.46	0.0046	0.3	63	51.1	<0.001	0.159	14	<0.001	41	58.9
	7/17/2019	0.002	0.11	320	88	<0.005	0.373	19.3	5	0.41	0.005	0.3	65	51	<0.001	0.162	14	<0.001	41	58.5
	10/4/2019	0.001	0.12	315	100	<0.005	0.343	19.7	5.3	0.34	0.0045	0.4	61	50	<0.001	0.155	14	<0.001	41	57.6
	1/22/2020	0.001	0.13	288	66J+	<0.005	0.287	17.5	4.4J-	0.34	0.0042	0.3	53	41.3	<0.001	0.134	13	<0.001	37	50.2
	4/13/2020	0.001	0.12	265	49J+	<0.005	0.278	16.4	5.5J-	0.39J	0.0038	0.3J+	48J+	37.5	<0.001	0.13	13J+	<0.001	38J+	46.5
	7/8/2020	0.001	0.11	263	44	<0.005	0.25	16.6	4.6J-	0.58	0.0036	0.3	47	35.7	<0.001	0.121	13	<0.001	38	45.6
	10/3/2020	0.001	0.13	300	93	<0.005	0.272	18.3	4.6J-	0.59	0.0036	0.3	54	42.9	<0.001	0.134	13	<0.001	40	52.7
	1/19/2021	0.001	0.13	249	70	<0.005	0.273	15.5	3.9	0.4	0.004	0.3	47	38.4	<0.001	0.128	13	<0.001	36	44.7
	4/7/2021	0.001	0.13	245	56	<0.005	0.266	15.1	4.5J-	0.29	0.0036	0.3	46	36.9	<0.001	0.128	13	<0.001	36	42.8
	7/12/2021	<0.001	0.13	233	86	<0.005	0.259	14.4	4.1	0.25	0.0036	0.3	47	36.1	<0.001	0.125	12	<0.001	33	42.5
	10/13/2021	<0.001	0.13	241	93	<0.005	0.27	13.5	4.4	0.36	0.0034	0.3	50	41	<0.001	0.124	12	<0.001	35	44.5
	1/12/2022	<0.001	0.14	228	79	<0.005	0.278	13.9	4	0.28	0.0035	0.3	49	40.3	<0.001	0.127	13	<0.001	39	40
	5/31/2022	<0.001	0.14	208	47	<0.005	0.228	11.9	3.3	0.25	0.0032	0.3	44	36.7	<0.001	0.107	12	<0.001	34	37.7
	7/23/2022	0.001	0.15	186	44	<0.005	0.223	11.5	3.3	0.19	0.0033	0.3	42	33.2	<0.001	0.104	12	<0.001	34	35.4
	10/17/2022	0.001	0.14	177	46	<0.005	0.224	11.4	3.4	0.14	0.0031	0.3	41	32.4	<0.001	0.108	12	<0.001	35	34.1

Attachment 2

Parrot Tailings Waste Removal Project

CSM Addendum

METALS

Sample Name	Sample Date	As mg/L	B mg/L	Ca mg/L	Cl mg/L	Cr mg/L	Co mg/L	Cu mg/L	F mg/L	Fe mg/L	Pb mg/L	Li mg/L	Mg mg/L	Mn mg/L	Mo mg/L	Ni mg/L	K mg/L	Se mg/L	Na mg/L	Zn mg/L
AMW-13A	11/28/2017	0.001	1.03	319	9	<0.005	<0.005	0.005	0.1	37.8	<0.0003	<0.1	36	0.534	0.001	<0.002	33	<0.001	31	0.107
	2/5/2018	0.005	0.95	304	11	<0.005	<0.005	0.002	0.2	13.8	<0.0003	<0.1	38	0.815	0.002	<0.002	29	<0.001	34	0.193
	4/9/2018	<0.001	0.82	281	13	<0.005	<0.005	0.003	0.1	24.8	<0.0003	<0.1	33	0.546	<0.001	0.002	28	<0.001	28	0.105
	7/9/2018	0.001	0.98	337	13	<0.005	<0.005	0.007	0.1	29.5	<0.0003	<0.1	40	0.546	<0.001	0.002	31	<0.001	34	0.282
	10/2/2018	0.009	0.9	293	12	<0.005	<0.005	0.004	0.2	9.28	<0.0003	<0.1	35	0.801	0.002	0.003	28	<0.001	34	0.384
	1/14/2019	0.004	1.15	345	18	<0.005	<0.005	<0.002	0.2	14.9	<0.0003	<0.1	47	0.911J+	0.001J+	0.003	33	<0.001	42	0.274
	4/8/2019	0.005	0.91	325	13	<0.005	<0.005	<0.002	0.1	16.1	<0.0003	<0.1	47	0.745	0.001	<0.002	26	<0.001	39	0.135
	7/15/2019	0.005	0.54	259	14	<0.005	<0.005	0.003	0.2	4.1	<0.0003	<0.1	25	0.388	<0.001	0.008	18	<0.001	25	0.457
	10/1/2019	0.003	0.6	215	10	<0.005	<0.005	0.011	0.2	1.77	<0.0003	<0.1	23	0.532	0.001	0.004	18	<0.001	26	0.586
	1/15/2020	0.007	0.91	309	20J+	<0.005	<0.005	0.003	0.3	18.5	<0.0003	<0.1	43	0.798	0.002	0.003	27	<0.001	41	0.368J+
	4/7/2020	0.007	1.08	317	25	<0.005	<0.005	<0.002	0.2	22.7	<0.0003	<0.1	56	0.987	0.003	0.002	33	<0.001	63	0.374
	7/6/2020	<0.001	1.26	338	25	<0.005	<0.005	0.008	0.3J+	30.3	<0.0003	<0.1	64	0.708	<0.001	0.003	31	<0.001	56	0.367
	9/28/2020	<0.001	0.13	112	8	<0.005	<0.005	0.046	0.1	0.09	<0.0003	<0.1	10	0.015	<0.001	0.008	7	<0.001	14	2.34
	1/11/2021	<0.001	0.89	303	16	<0.005	<0.005	0.011	0.2	13.1	<0.0003	<0.1	39	0.406	0.001	0.003	29	<0.001	38	0.391
	4/1/2021	0.006	0.78	234	18	<0.005	<0.005	0.003	0.3	12.4	<0.0003	<0.1	40	1.26	0.003	0.003	22	<0.001	37	0.408
	7/6/2021	0.001	0.08	50	3	<0.005	<0.005	0.044	0.2J-	0.27	<0.0003	<0.1	5	0.016	<0.001	0.004	6	<0.001	10	1.11
	10/5/2021	<0.001	0.84	269	8	<0.005	<0.005	0.021	0.2	11.8	<0.0003	<0.1	27	0.617	0.001	0.005	24	<0.001	26	0.639
	1/5/2022	<0.001	1.04	342	17	<0.005	<0.005	0.009	0.1	42.9	<0.0003	<0.1	48	0.763	<0.001	0.003	30	<0.001	41	0.453
	5/24/2022	<0.001	1.47	363	23	<0.005	<0.005	0.007	0.1	57	<0.0003	<0.1	68	1.02	<0.001	0.002	31	<0.001	50	0.446
	7/18/2022	<0.001	1.46	348	20	<0.005	<0.005	0.004	0.1	69.1	<0.0003	<0.1	72	1.02	<0.001	<0.002	40J+	<0.001	52	0.226
	10/11/2022	<0.001	0.51	191	11	<0.005	<0.005	0.021	0.2J+	0.70	<0.0003	<0.1	24	0.204	<0.001	0.005	18	<0.001	26	0.893
AMW-13B	11/27/2017	0.004	<0.05	24	7	0.008	<0.005	<0.002	1.5	0.03	<0.0003	<0.1	6	0.001	0.031	0.004	3	<0.001	29	0.022
	2/5/2018	0.004	<0.05	25	7	<0.005	<0.005	<0.002	1.4	<0.02	<0.0003	<0.1	6	<0.001	0.04	<0.002	3	<0.001	28	0.026
	4/9/2018	0.004	<0.05	25	7	<0.005	<0.005	<0.002	1.3	0.03J+	<0.0003	<0.1	6	<0.001	0.039	<0.002	3	<0.001	28	0.028
	7/9/2018	0.004	<0.05	24	7	<0.005	<0.005	<0.002	1.5	<0.02	<0.0003	<0.1	5	<0.001	0.041	<0.002	3	<0.001	28	0.024
	10/2/2018	0.004	<0.05	24	7	<0.005	<0.005	<0.002	1.6	<0.02	<0.0003	<0.1	6	<0.001	0.039	<0.002	3	<0.001	29	0.024
	1/14/2019	0.004	<0.05	24	7	<0.005	<0.005	<0.002	1.4	<0.02	<0.0003	<0.1	5	<0.001	0.041J+	<0.002	3	<0.001	28	0.024
	4/8/2019	0.004	<0.05	26	7	<0.005	<0.005	<0.002	1.4	<0.02	<0.0003	<0.1	6	<0.001	0.039	<0.002	3	<0.001	26	0.025
	7/15/2019	0.004	<0.05	25	7	<0.005	<0.005	<0.002	1.5	<0.02	<0.0003	<0.1	6	<0.001	0.041	<0.002	3	<0.001	26	0.024
	10/1/2019	0.004	<0.05	24	7	<0.005	<0.005	<0.002	1.4	<0.02	<0.0003	<0.1	6	<0.001	0.04	<0.002	3	<0.001	28	0.025
	1/15/2020	0.004	<0.05	24	7J+	<0.005	<0.005	<0.002	1.5	<0.02	<0.0003	<0.1	6	<0.001	0.039	<0.002	3	<0.001	27	0.024J+
	4/7/2020	0.004	<0.05	24J+	7	<0.005	<0.005	<0.002	1.4	<0.02	<0.0003	<0.1	6	<0.001	0.041	<0.002	3	<0.001	30	0.025
	7/6/2020	0.004	<0.05	24	7	<0.005	<0.005	<0.002	1.7J+	<0.02	<0.0003	<0.1	6	<0.001	0.04	<0.002	3	<0.001	27	0.024
	9/28/2020	0.004	<0.05	25	7	<0.005	<0.005	<0.002	1.4	<0.02	<0.0003	<0.1	6	<0.001	0.039	<0.002	3	<0.001	27	0.023
	1/11/2021	0.004	<0.05	26	7	<0.005	<0.005	<0.002	1.4	<0.02	<0.0003	<0.1	6	<0.001	0.039	<0.002	3	<0.001	28	0.024
	4/1/2021	0.004	<0.05	25	7	<0.005	<0.005	0.002	1.6	<0.02	<0.0003	<0.1	6	<0.001	0.038	<0.002	3	<0.001	27	0.027
	7/6/2021	0.004	<0.05	25	6	<0.005	<0.005	<0.002	1.3J-	<0.02	<0.0003	<0.1	5	<0.001	0.036	<0.002	3	<0.001	28	0.025
	10/5/2021	0.004	<0.05	27	7	<0.005	<0.005	<0.002	1.5	<0.02	<0.0003	<0.1	6	<0.001	0.04	<0.002	3	<0.001	27	0.023
	1/5/2022	0.004	<0.05	25	7	<0.005	<0.005	<0.002	1.6	<0.02	<0.0003	<0.1	6	<0.001	0.04	<0.002	3	<0.001	27	0.024
	5/25/2022	0.004	<0.05	25	7	<0.005	<0.005	<0.002	1.5	<0.02	<0.0003	<0.1	6	<0.001	0.04	<0.002	3	<0.001	24	0.023
	7/19/2022	0.004	<0.05	24	7	<0.005	<0.005	<0.002	1.5	<0.02	<0.0003	<0.1	6	<0.001	0.039	<0.002	3	<0.001	29	0.027
	10/12/2022	0.004	<0.05	25	7	<0.005	<0.005	<0.002	1.6J+	<0.02	<0.0003	<0.1	6	<0.001	0.039	<0.002	3	<0.001	27	0.024

Attachment 2

Parrot Tailings Waste Removal Project

CSM Addendum

METALS

Sample Name	Sample Date	As mg/L	B mg/L	Ca mg/L	Cl mg/L	Cr mg/L	Co mg/L	Cu mg/L	F mg/L	Fe mg/L	Pb mg/L	Li mg/L	Mg mg/L	Mn mg/L	Mo mg/L	Ni mg/L	K mg/L	Se mg/L	Na mg/L	Zn mg/L
AMW-13B2	11/28/2017	0.005	<0.05	27	7	<0.005	<0.005	<0.002	1.6	<0.02	<0.0003	<0.1	6	0.004	0.033	<0.002	3	<0.001	31	0.051
	2/5/2018	0.006	<0.05	26	7	<0.005	<0.005	0.002	1.4	<0.02	<0.0003	<0.1	6	<0.001	0.044	<0.002	3	<0.001	29	0.05
	4/9/2018	0.005	<0.05	26	7	<0.005	<0.005	0.002	1.4	<0.02	<0.0003	<0.1	6	0.004	0.044	<0.002	3	<0.001	29	0.058
	7/9/2018	0.005	<0.05	30	7	<0.005	<0.005	0.002	1.4	<0.02	<0.0003	<0.1	7	<0.001	0.044	<0.002	4	<0.001	30	0.058
	10/2/2018	0.005	<0.05	25	7	<0.005	<0.005	0.002	1.6	<0.02	<0.0003	<0.1	6	<0.001	0.043	<0.002	3	<0.001	30	0.048
	1/14/2019	0.005	<0.05	26	7	<0.005	<0.005	0.003	1.5	<0.02	<0.0003	<0.1	6	<0.001	0.046J+	<0.002	3	<0.001	29	0.049
	4/8/2019	0.005	<0.05	27	7	<0.005	<0.005	0.003	1.5	<0.02	<0.0003	<0.1	6	<0.001	0.042	<0.002	3	<0.001	27	0.049
	7/15/2019	0.005	<0.05	25	7	<0.005	<0.005	0.002	1.6	<0.02	<0.0003	<0.1	6	<0.001	0.045	<0.002	3	<0.001	26	0.047
	10/1/2019	0.006	<0.05	25	7	<0.005	<0.005	<0.002	1.5	<0.02	<0.0003	<0.1	6	0.025	0.044	<0.002	3	<0.001	29	0.05
	1/15/2020	0.005	<0.05	24	7J+	<0.005	<0.005	0.002	1.6	<0.02	<0.0003	<0.1	6	<0.001	0.044	<0.002	3	<0.001	31	0.047J+
	4/7/2020	0.006	<0.05	25	7	<0.005	<0.005	<0.002	1.4	<0.02	<0.0003	<0.1	6	0.01	0.046	<0.002	3	<0.001	30	0.048
	7/6/2020	0.005	<0.05	26	7	<0.005	<0.005	<0.002	1.7J+	<0.02	<0.0003	<0.1	6	<0.001	0.043	<0.002	3	<0.001	28	0.05
	9/28/2020	0.005	<0.05	26	7	<0.005	<0.005	<0.002	1.5	<0.02	<0.0003	<0.1	6	<0.001	0.043	<0.002	3	<0.001	27	0.045
	1/11/2021	0.005	<0.05	27	7	<0.005	<0.005	0.002	1.5	<0.02	<0.0003	<0.1	6	<0.001	0.041	<0.002	3	<0.001	29	0.051
	4/1/2021	0.006	<0.05	25	7	<0.005	<0.005	0.002	1.7	<0.02	<0.0003	<0.1	6	<0.001	0.042	<0.002	3	<0.001	28	0.05
	7/6/2021	0.005	<0.05	27	6	<0.005	<0.005	0.002	1.4J-	<0.02	<0.0003	<0.1	6	<0.001	0.041	<0.002	3	<0.001	28	0.049
	10/5/2021	0.005	<0.05	26	7	<0.005	<0.005	<0.002	1.5	<0.02	<0.0003	<0.1	6	<0.001	0.045	<0.002	3	<0.001	29	0.047
	1/5/2022	0.006	<0.05	26	7	<0.005	<0.005	<0.002	1.6	<0.02	<0.0003	<0.1	6	<0.001	0.044	<0.002	3	<0.001	29	0.048
	5/25/2022	0.005	<0.05	26	7	<0.005	<0.005	0.002	1.6	<0.02	<0.0003	<0.1	6	<0.001	0.044	<0.002	3	<0.001	26	0.048
	7/19/2022	0.005	<0.05	25	7	<0.005	<0.005	<0.002	1.5	<0.02	<0.0003	<0.1	6	0.002	0.043	<0.002	3	<0.001	29	0.050
	10/12/2022	0.005	<0.05	26	7	<0.005	<0.005	<0.002	1.6J+	<0.02	<0.0003	<0.1	6	0.005	0.043	<0.002	3	<0.001	28	0.048
AMW-13C	11/28/2017	0.005	<0.05	71	7	<0.005	<0.005	<0.002	1.1	<0.02	<0.0003	<0.1	17	0.001	0.125	<0.002	9	<0.001	50	0.178
	2/5/2018	0.006	<0.05	71	7	<0.005	<0.005	<0.002	1	<0.02	<0.0003	<0.1	16	<0.001	0.157	<0.002	8	<0.001	46	0.183
	4/9/2018	0.005	<0.05	71	7	<0.005	<0.005	<0.002	1	<0.02	<0.0003	<0.1	16	0.003	0.15	<0.002	8	<0.001	48	0.191
	7/9/2018	0.006	<0.05	70	7	<0.005	<0.005	<0.002	1.1	<0.02	<0.0003	<0.1	16	<0.001	0.153	<0.002	8	<0.001	48	0.174
	10/2/2018	0.006	<0.05	68	7	<0.005	<0.005	<0.002	1.2	<0.02	<0.0003	<0.1	16	<0.001	0.154	<0.002	8	<0.001	47	0.175
	1/14/2019	0.006	<0.05	68	7	<0.005	<0.005	0.002	1.1	<0.02	<0.0003	<0.1	16	<0.001	0.16J+	<0.002	8	<0.001	47	0.178
	4/8/2019	0.006	<0.05	68	7	<0.005	<0.005	<0.002	1.1	<0.02	<0.0003	<0.1	16	<0.001	0.157	<0.002	8	<0.001	44	0.176
	7/15/2019	0.006	<0.05	67	7	<0.005	<0.005	<0.002	1.2	<0.02	<0.0003	<0.1	16	0.002	0.162	<0.002	8	<0.001	42	0.167
	10/1/2019	0.006	<0.05	67	7	<0.005	<0.005	<0.002	1.1	<0.02	<0.0003	<0.1	15	0.015	0.166	<0.002	8	<0.001	46	0.182
	1/15/2020	0.006	<0.05	63	7J+	<0.005	<0.005	<0.002	1.2	<0.02	<0.0003	<0.1	15	<0.001	0.16	<0.002	8	<0.001	48	0.171J+
	4/7/2020	0.006	<0.05	66	7	<0.005	<0.005	<0.002	1.1	<0.02	<0.0003	<0.1	15	0.002	0.164	<0.002	8	<0.001	49	0.171
	7/6/2020	0.006	<0.05	66	7	<0.005	<0.005	<0.002	1.3J+	<0.02	<0.0003	<0.1	16	<0.001	0.161	<0.002	8	<0.001	43	0.172
	9/28/2020	0.006	<0.05	68	7	<0.005	<0.005	<0.002	1.2	<0.02	<0.0003	<0.1	16	<0.001	0.158	<0.002	8	<0.001	43	0.162
	1/12/2021	0.006	<0.05	68	7	<0.005	<0.005	<0.002	1.1	<0.02	<0.0003	<0.1	15	<0.001	0.157	<0.002	8	<0.001	45	0.164
	4/1/2021	0.006	<0.05	64	7	<0.005	<0.005	<0.002	1.2	<0.02	<0.0003	<0.1	15	<0.001	0.153	<0.002	8	<0.001	44	0.166
	7/6/2021	0.006	<0.05	67	6	<0.005	<0.005	<0.002	1J-	<0.02	<0.0003	<0.1	15	<0.001	0.153	<0.002	7	<0.001	44	0.168
	10/5/2021	0.006	<0.05	66	7	<0.005	<0.005	<0.002	1.1	<0.02	<0.0003	<0.1	16	<0.001	0.165	<0.002	8	<0.001	46	0.163
	1/5/2022	0.006	<0.05	65	7	<0.005	<0.005	<0.002	1.2	<0.02	<0.0003	<0.1	15	<0.001	0.166	<0.002	8	<0.001	44	0.161
	5/25/2022	0.006	<0.05	64	7	<0.005	<0.005	<0.002	1.2	<0.02	<0.0003	<0.1	15	<0.001	0.166	<0.002	7	<0.001	41	0.157
	7/19/2022	0.006	<0.05	64	7	<0.005	<0.005	<0.002	1.1	<0.02	<0.0003	<0.1	15	<0.001	0.166	<0.002	8	<0.001	47	0.163
	10/12/2022	0.006	<0.05	65	7	<0.005	<0.005	<0.002	1.3J+	<0.02	<0.0003	<0.1	15	<0.001	0.168	<0.002	8	<0.001	45	0.164

Attachment 2

Parrot Tailings Waste Removal Project

CSM Addendum

METALS

Sample Name	Sample Date	As mg/L	B mg/L	Ca mg/L	Cl mg/L	Cr mg/L	Co mg/L	Cu mg/L	F mg/L	Fe mg/L	Pb mg/L	Li mg/L	Mg mg/L	Mn mg/L	Mo mg/L	Ni mg/L	K mg/L	Se mg/L	Na mg/L	Zn mg/L
AMW-20	12/11/2017	<0.001	<0.05	361	23	<0.005	0.298	6.64	1.5	24.4	<0.0003	0.2	20	25.2	0.01	0.068	19	0.006	65	31
	2/16/2018	<0.001	<0.05	360	21	<0.005	0.267	6.64	1.1	24.3	0.0003	0.2	17	21.8	0.011	0.069	19	0.01	67	26.9
	4/16/2018	<0.001	<0.05	411	25	<0.005	0.106	3.69	1.4J-	7.35	<0.0003	0.1	14	10.2	0.017	0.03	19	0.011	55	13.1
	6/28/2018	<0.001	0.1	437	35	<0.005	0.018	2.78	1.3	0.37	<0.0003	<0.1	15	1.85	0.014	0.009	20	0.01	42	3.36
	10/2/2018	<0.001	<0.05	370	37	<0.005	0.238	5.44	2.1	18	<0.0003	0.2	18	21.8	0.013	0.056	19	0.012	64	24.5
	1/18/2019	<0.001	<0.05	370	39	<0.005	0.224	5.2	1.4	23.5	<0.0003	0.2	19	19.7	0.012	0.057	18	0.013	58	25.9
	4/12/2019	<0.001	<0.05	372	31	<0.005	0.252	5.75	1.6	27.7	<0.0003	0.2	19	23.4	0.014	0.064	17	0.01	60	29.4
	7/17/2019	<0.001	<0.05	369	47	<0.005	0.072J+	2.81	1.4	5.71	<0.0003	0.1	11	6.64	0.011	0.021	20	0.008	58	8.67
	1/22/2020	<0.001	<0.05	363	30J+	<0.005	0.235	5.46	1.2	22.8	0.0003	0.2	19	22.7	0.012	0.057	17	0.005	56	26.8
	4/14/2020	<0.001	<0.05	400	31	<0.005	0.076	2.92	1.2	6.8J	<0.0003	<0.1	11	7.39	0.009	0.022	19	0.012	53	9.54
	7/10/2020	<0.001	<0.05	365	29	<0.005	0.189	3.8	1.1	19.1	0.001	0.2	16	18	0.013	0.047	17	0.007	56	21.2
	10/2/2020	<0.001	<0.05	413	36	<0.005	0.012J-	1.71	1J-	0.24	<0.0003	<0.1	9	1.26	0.012	0.007	18	0.006	45	2.61
	1/19/2021	<0.001	<0.05	362	37	<0.005	0.265	5.15	1.4J-	25.1	0.0003	0.2	19	24	0.011	0.062	17	0.006	59	27.5
	4/8/2021	<0.001	<0.05	372	34	<0.005	0.225	4.54	1.1	26.3	0.0004	0.2	17	21.3	0.01	0.058	17	0.007	59	25.5
	7/12/2021	<0.001	<0.05	364	35	<0.005	0.103	2.79	1.1	9.46	0.0005	0.1	12	9.5	0.003J+	0.03	17	0.005	49	12
	10/13/2021	<0.001	<0.05	400	40	<0.005	0.02	2.04	1.2	0.52	0.0005	<0.1	9	2	0.009	0.01	17	0.005	44	3.53
	1/13/2022	<0.001	<0.05	383	37	<0.005	0.188	5.78	1.4	19.7	0.0005	0.2	15	16.5	0.002	0.051	17	0.009	54	21.6
	5/31/2022	<0.001	<0.05	404	49	<0.005	0.02	2.53	1.2	0.19	0.0005	<0.1	10	1.88	0.005	0.011	17	0.004	42	3.78
	7/22/2022	<0.001	<0.05	396	48J	<0.005	0.017	2.43	1.5J	0.10	0.0006	<0.1	10	1.59	0.004	0.010	18	0.004	44	3.39
	10/18/2022	<0.001	<0.05	405	50	<0.005	0.017	2.03	1.1	0.11	0.0005	<0.1	9	1.44	0.006	0.010	17	0.004	43	3.12
BPS07-07	11/28/2017	0.008	0.06	23	13	<0.005	<0.005	<0.002	2	0.56	<0.0003	<0.1	6	0.318	0.009	<0.002	5	<0.001	26	0.03
	2/6/2018	0.008	0.06	23	13	<0.005	<0.005	<0.002	1.8	0.56	<0.0003	<0.1	6	0.332	0.011	<0.002	4	<0.001	25	0.031
	4/9/2018	0.008	0.05	22	12	<0.005	<0.005	0.002	1.7	0.54	<0.0003	<0.1	6	0.316	0.01	<0.002	4	<0.001	25	0.034
	7/9/2018	0.008	0.06	23	12	<0.005	<0.005	<0.002	1.8	0.56	<0.0003	<0.1	6	0.326	0.01	<0.002	4	<0.001	24	0.032
	10/2/2018	0.009	0.05	22	12	<0.005	<0.005	<0.002	2	0.6	<0.0003	<0.1	6	0.32	0.009	<0.002	4	<0.001	24	0.029
	1/14/2019	0.009	0.06	21	12	<0.005	<0.005	<0.002	1.8J-	0.61	<0.0003	<0.1	6	0.329	0.01	<0.002	5	<0.001	25	0.027
	4/8/2019	0.008	<0.05	22	11	<0.005	<0.005	<0.002	1.8	0.59	<0.0003	<0.1	6	0.315	0.009	<0.002	4	<0.001	23	0.027
	7/15/2019	0.009	<0.05	20	11	<0.005	<0.005	<0.002	1.9	0.61	<0.0003	<0.1	5	0.322	0.01J+	<0.002	4	<0.001	24	0.027
	10/1/2019	0.009	<0.05	22	10	<0.005	<0.005	<0.002	1.8	0.66	<0.0003	<0.1	6	0.323	0.01	<0.002	4	<0.001	23	0.024
	1/15/2020	0.008	<0.05	20	11J+	<0.005	<0.005	<0.002	1.9	0.67	<0.0003	<0.1	5	0.317	0.01	<0.002	4	<0.001	25	0.021J+
	4/7/2020	0.009	<0.05	20	10	<0.005	<0.005	<0.002	1.7	0.68	<0.0003	<0.1	5	0.311	0.01	<0.002	4	<0.001	25	0.023
	7/6/2020	0.007	0.05	21	11	<0.005	<0.005	<0.002	2.1J+	0.62	<0.0003	<0.1	6	0.316	0.009	<0.002	4	<0.001	24	0.023
	9/29/2020	0.008	<0.05	21	11J+	<0.005	<0.005	<0.002	1.8J+	0.7	<0.0003	<0.1	6	0.316	0.009	<0.002	4	<0.001	23	0.019
	1/11/2021	0.008	0.05	21	11	<0.005	<0.005	<0.002	1.8	0.7	<0.0003	<0.1	6	0.312	0.009	<0.002	4	<0.001	24	0.021
	4/2/2021	0.007	<0.05	20	11	<0.005	<0.005	<0.002	2	0.68	<0.0003	<0.1	5	0.32	0.008J	<0.002	4	<0.001	23	0.021
	7/6/2021	0.008	<0.05	22	10	<0.005	<0.005	<0.002	1.6J-	0.71	<0.0003	<0.1	5	0.327	0.008	<0.002	4	<0.001	24	0.022
	10/7/2021	0.008	<0.05	21	11	<0.005	<0.005	<0.002	1.7	0.67	<0.0003	<0.1	6	0.313J	0.01	<0.002	4	<0.001	24	0.023
	1/5/2022	0.008	<0.05	21	12	<0.005	<0.005	<0.002	1.9	0.73	<0.0003	<0.1	6	0.31	0.009	<0.002	4	<0.001	24	0.02
	5/25/2022	0.007	<0.05	22	12	<0.005	<0.005	<0.002	1.8	0.68	<0.0003	<0.1	6	0.309	0.009	<0.002	4	<0.001	24	0.017
	7/19/2022	0.008	<0.05	22	11	<0.005	<0.005	<0.002	1.8	0.66	<0.0003	<0.1	6	0.309	0.010	<0.002	4	<0.001	24	0.019
	10/11/2022	0.008	<0.05	22	12	<0.005	<0.005	<0.002	2.0J+	0.69	<0.0003	<0.1	6	0.305	0.011	<0.002	4	<0.001	23	0.021

Attachment 2

Parrot Tailings Waste Removal Project

CSM Addendum

METALS

Sample Name	Sample Date	As mg/L	B mg/L	Ca mg/L	Cl mg/L	Cr mg/L	Co mg/L	Cu mg/L	F mg/L	Fe mg/L	Pb mg/L	Li mg/L	Mg mg/L	Mn mg/L	Mo mg/L	Ni mg/L	K mg/L	Se mg/L	Na mg/L	Zn mg/L
BPS07-07B	12/6/2017	0.008	0.07	56	10	<0.005	<0.005	<0.002	1.9	0.03	<0.0003	<0.1	13	1.37	0.065	0.002	8	<0.001	63	0.121
	2/6/2018	0.008	0.07	63	9	<0.005	<0.005	<0.002	1.7	0.03	<0.0003	0.1	14	0.831	0.07	0.002	8	<0.001	59	0.195
	4/9/2018	0.007	0.08	71	9	<0.005	<0.005	<0.002	1.5	0.03J+	<0.0003	0.1	16	0.676	0.075	0.003	9	<0.001	65	0.239
	7/9/2018	0.008	0.07	62	9	<0.005	<0.005	<0.002	1.7	0.05	<0.0003	0.1	14	0.4	0.068	0.002	8	<0.001	58	0.214
	10/2/2018	0.008	0.07	66	10	<0.005	<0.005	<0.002	1.9	0.02	<0.0003	0.1	14	0.33	0.069	0.002	8	<0.001	59	0.26
	1/15/2019	0.008	0.07	60	10	<0.005	<0.005	<0.002	1.7J-	<0.02	<0.0003	0.1	14	0.082	0.065	<0.002	9	<0.001	59	0.203
	4/8/2019	0.008	0.07	73	9	<0.005	<0.005	<0.002	1.6	0.02	<0.0003	0.1	16	0.086	0.067	<0.002	9	<0.001	60	0.224
	7/15/2019	0.008	0.07	65	10	<0.005	<0.005	<0.002	1.8	<0.02	<0.0003	0.1	15	0.032	0.063	<0.002	8	<0.001	56	0.213
	10/1/2019	0.009	0.08	64	9	<0.005	<0.005	<0.002	1.7	<0.02	<0.0003	0.1	14	0.041	0.062	<0.002	8	<0.001	57	0.224
	1/15/2020	0.009	0.06	54	10J+	<0.005	<0.005	<0.002	1.8	0.03	<0.0003	0.1	12	0.015	0.063	<0.002	7	<0.001	50	0.183J+
	4/7/2020	0.01	0.08	72	9	<0.005	<0.005	<0.002	1.4	<0.02	<0.0003	0.2	16	0.017	0.078	<0.002	10	<0.001	65	0.258
	7/6/2020	0.009	0.06	54	9	<0.005	<0.005	<0.002	1.9J+	<0.02	<0.0003	0.1	12	0.01	0.061	<0.002	8	<0.001	51	0.192
	9/29/2020	0.009	0.07	61	10J+	<0.005	<0.005	0.003	1.7J+	<0.02	<0.0003	0.1	14	0.009	0.063	<0.002	8	<0.001	50	0.199
	1/12/2021	0.01	0.07	63	10	<0.005	<0.005	<0.002	1.5	<0.02	<0.0003	0.1	14	0.004	0.067	<0.002	8	<0.001	54	0.212
	4/2/2021	0.01	0.06	56	10	<0.005	<0.005	<0.002	1.6	<0.02	<0.0003	0.1	13	0.004	0.062J	<0.002	8	<0.001	50	0.206
	7/6/2021	0.01	0.07	67	9	<0.005	<0.005	<0.002	1.3J-	<0.02	<0.0003	0.1	14	0.011	0.067J+	<0.002	8	<0.001	56	0.234
	10/7/2021	0.01	0.07	64	9	<0.005	<0.005	<0.002	1.5	<0.02	<0.0003	0.1	14	0.002J	0.065	<0.002	8	<0.001	54	0.227
	1/5/2022	0.01	0.07	63	10	<0.005	<0.005	0.002	1.7	<0.02	<0.0003	0.1	15	<0.001	0.063	<0.002	8	<0.001	53	0.216
	5/25/2022	0.01	0.07	75	10	<0.005	<0.005	<0.002	1.5	<0.02	<0.0003	0.1	17	<0.001	0.073	<0.002	9	<0.001	60	0.216
	7/19/2022	0.010	0.09	83	10	<0.005	<0.005	<0.002	1.4	<0.02	<0.0003	0.2	19	0.004	0.080	<0.002	10	<0.001	65	0.290
	10/11/2022	0.011	0.08	83	10	<0.005	<0.005	<0.002	1.5J+	<0.02	<0.0003	0.2	19	<0.001	0.083	<0.002	10	<0.001	62	0.293
BPS07-11A	12/4/2017	<0.001	0.28	59	50	<0.005	0.025	0.375	0.5	<0.02	<0.0003	<0.1	11	6.41	<0.001	0.015	5	<0.001	24	3.99
	2/9/2018	<0.001	0.28	78	44	<0.005	0.026	0.341	0.5	<0.02	<0.0003	<0.1	16	6.67	<0.001	0.018	5	<0.001	26	3.85
	4/13/2018	<0.001	0.29	78	26	<0.005	0.024	0.295	0.4J-	<0.02	<0.0003	<0.1	16	8.06	<0.001	0.018	6	<0.001	28	3.67
	6/28/2018	<0.001	0.25	91	27	<0.005	0.02	0.187	0.4	<0.02	<0.0003	<0.1	23	10	<0.001	0.021	6	<0.001	31	2.83
	10/5/2018	<0.001	0.23	79	19	<0.005	<0.005	0.054	1.5	<0.02	<0.0003	<0.1	25	0.687	0.002	0.003	6	<0.001	26	0.8
	1/17/2019	<0.001	0.26	109	22	<0.005	0.021	0.159	0.5	<0.02	<0.0003	0.1	28	14.4	<0.001	0.026	6	<0.001	31	2.98
	4/11/2019	<0.001	0.22	99	23	<0.005	0.027	0.142	0.4J-	<0.02	<0.0003	0.1	24	13.5	<0.001	0.024	6	<0.001	27	2.59
	7/17/2019	<0.001	0.24	76	34	<0.005	0.014	0.11	0.8	<0.02	<0.0003	<0.1	22	5.49	<0.001	0.012	6	<0.001	26	1.95
	10/4/2019	<0.001	0.23	69	19	<0.005	<0.005	0.037	1.4	<0.02	<0.0003	<0.1	22	0.492	<0.001	0.003	6	0.001	26	0.901
	1/22/2020	<0.001	0.23	106	25J+	<0.005	0.017	0.128	0.4J-	<0.02	<0.0003	0.1	29	15.4	<0.001	0.027	6	<0.001	29	2.82
	4/13/2020	<0.001	0.25	80	35J+	<0.005	0.02	0.156	0.4J-	0.03J	<0.0003	0.1J+	19J+	11.1	<0.001	0.022	6J+	<0.001	25J+	2.98
	7/8/2020	<0.001	0.21	76	24	<0.005	<0.005	0.069	1.3J-	<0.02	<0.0003	<0.1	23	2.13	0.001	0.005	6	0.002	29	1.06
	1/19/2021	<0.001	0.25	71	18	<0.005	0.015	0.157	0.4	<0.02	<0.0003	0.1	17	8.72	<0.001	0.02	5	<0.001	23	2.66
	4/6/2021	<0.001	0.24	57	18	<0.005	0.014	0.165	0.4	<0.02	<0.0003	<0.1	13	7.41	<0.001	0.017	5	<0.001	21	2.61
	7/12/2021	<0.001	0.26	34	21	<0.005	0.018	0.286	0.3	<0.02	<0.0003	<0.1	6	4.41	<0.001	0.014	4	<0.001	18	3.18
	10/13/2021	<0.001	0.25	46	35	<0.005	0.02	0.311	0.4	<0.02	<0.0003	<0.1	8J+	5.54	<0.001	0.016	4	<0.001	19	3.64
	1/12/2022	<0.001	0.23	95	23	<0.005	0.025	0.163	0.4	<0.02	<0.0003	0.1	24	12.6	<0.001	0.026	6	<0.001	28	2.75
	5/27/2022	<0.001	0.21	61	20	<0.005	0.017	0.127	0.4	<0.02	<0.0003	<0.1	15	8.61	<0.001	0.017	5	<0.001	21	2.34
	7/23/2022	<0.001	0.23	35	23	<0.005	0.016	0.206	0.4	0.02	<0.0003	<0.1	7	4.52	<0.001	0.013	4	<0.001	20	2.85
	10/17/2022	<0.001	0.23	33	18	<0.005	0.015	0.230	0.4	<0.02	<0.0003	<0.1	6	4.28	<0.001	0.014	4	<0.001	18	2.85

Attachment 2

Parrot Tailings Waste Removal Project

CSM Addendum

METALS

Sample Name	Sample Date	As mg/L	B mg/L	Ca mg/L	Cl mg/L	Cr mg/L	Co mg/L	Cu mg/L	F mg/L	Fe mg/L	Pb mg/L	Li mg/L	Mg mg/L	Mn mg/L	Mo mg/L	Ni mg/L	K mg/L	Se mg/L	Na mg/L	Zn mg/L
BPS07-11B	12/4/2017	<0.001	0.1	221	81	<0.005	0.438	1.12	0.4	37.8	0.0029	0.3	70	48.7	<0.001	0.119	15	<0.001	52	30.2
	2/9/2018	<0.001	0.1	229	79	<0.005	0.49	1.17	0.4	37	0.003	0.3	66	45.5	<0.001	0.128	14	<0.001	48	29.9
	4/13/2018	<0.001	0.09	229	81	<0.005	0.452	1.11	0.4J-	35.8	0.0029	0.3	65	46.2	<0.001	0.118	14	<0.001	50	29.9
	6/28/2018	<0.001	0.1	220	78	<0.005	0.473	1.12	0.4	34.5	0.0029	0.3	63	44.4	<0.001	0.123	14	<0.001	47	29
	10/5/2018	<0.001	0.1	224	81	<0.005	0.459	1.09	0.4	34	0.0029	0.3	65	43.8	<0.001	0.121	14	<0.001	48	26.7
	1/17/2019	<0.001	0.09	222	92	<0.005	0.464	1.13	0.5	36.6	0.003	0.3	64	44	<0.001	0.13	14	<0.001	46	30.2
	4/11/2019	<0.001	0.09	241	88	<0.005	0.454	1.05	0.4J-	36.6	0.0028	0.3	69	46.3	<0.001	0.126	14	<0.001	48	28.7
	7/17/2019	<0.001	0.1	254	84	<0.005	0.48	0.98	0.4	34.2	0.0028	0.3	76	46.9	<0.001	0.125	13	<0.001	49	27.9
	10/4/2019	<0.001	0.1	245	84	<0.005	0.473	1.07	0.4	35.5	0.003	0.3	71	48.1	<0.001	0.124	14	<0.001	49	29.5
	1/22/2020	<0.001	0.1	213	89J+	<0.005	0.415	1.08	0.5J-	33.8	0.0028	0.3	61	41.9	<0.001	0.112	13	<0.001	44	28.1
	4/13/2020	<0.001	0.09	226	92J+	<0.005	0.476	1.08	0.4J-	34.2J	0.0029	0.3J+	65J+	44	<0.001	0.123	14J+	<0.001	49J+	28.4
	7/8/2020	<0.001	0.11	237	73	<0.005	0.417	0.7	0.2J-	23.6	0.0022	0.3	70	43.6	<0.001	0.102	13	<0.001	52	22.3
	1/19/2021	<0.001	0.1	172	92	<0.005	0.355	0.91	0.4	27	0.0023	0.3	49	35.2	<0.001	0.101	12	<0.001	42	23.4
	4/6/2021	<0.001	0.1	194	83	<0.005	0.415	0.93	0.3	28.3	0.0024	0.3	56	38.7	<0.001	0.113	13	<0.001	46	24.3
	7/12/2021	<0.001	0.1	193	72	<0.005	0.424	0.617	0.2	20.2	0.002	0.2	64	37.7	<0.001	0.101	12	<0.001	49	18.8
	10/13/2021	<0.001	0.11	156	76	<0.005	0.312	0.714	0.3	22	0.0017	0.2	46J+	30.8	<0.001	0.083	11	<0.001	41	18.8
	1/12/2022	<0.001	0.11	117	78	<0.005	0.255	0.871	0.5	22.8	0.0017	0.2	34	23.9	<0.001	0.073	11	<0.001	35	17.6
	5/27/2022	<0.001	0.11	123	75	<0.005	0.254	0.73	0.3	21.4	0.0016	0.2	37	26.2	<0.001	0.073	11	<0.001	35	18.3
	7/23/2022	<0.001	0.13	141	66	<0.005	0.276	0.561	0.3	17.8	0.0015J+	0.2	42	28.2	<0.001	0.073	11	<0.001	40	16.6
	10/17/2022	<0.001	0.13	139	72	<0.005	0.291	0.676	0.3	19.5	0.0017	0.2	40	27.0	<0.001	0.079	11	<0.001	39	16.9
BPS07-23	11/28/2017	0.143	0.31	149	87	<0.005	<0.005	0.014	1.1	8.17	0.0022	0.1	39	2.57	0.013	<0.002	13	<0.001	77	0.056
	2/5/2018	0.085	0.32	130	76	<0.005	<0.005	<0.002	0.9	5.86	<0.0003	0.1	33	2.08	0.019	<0.002	12	<0.001	70	0.035
	4/9/2018	0.161	0.25	141	74	<0.005	<0.005	0.017	1	8.87	0.0038	0.1	37	2.4	0.014	<0.002	11	<0.001	73	0.058
	7/9/2018	0.06	0.37	128	75	<0.005	<0.005	<0.002	0.8	4.3	<0.0003	0.1	32	1.13	0.022	<0.002	11	<0.001	69	0.025
	10/2/2018	0.087	0.37	137	79	<0.005	<0.005	<0.002	1	4.75	<0.0003	0.1	34	1.57	0.022	<0.002	12	<0.001	73	0.026
	1/15/2019	0.098	0.37	146	81	<0.005	<0.005	<0.002	0.9J-	7.03	<0.0003	0.1	37	2.58	0.018	<0.002	13	<0.001	79	0.031
	4/9/2019	0.212	0.24	159	84	<0.005	<0.005	0.005	1.4	12.4	0.001	0.1	43	3.49	0.013	<0.002	12	<0.001	77	0.075
	7/15/2019	0.079	0.34	144	74	<0.005	<0.005	0.006	1	6.61	0.0009	0.1	38	2.34	0.019	<0.002	12	<0.001	73	0.039
	10/1/2019	0.178	0.35	165	77	<0.005	<0.005	<0.002	1.2	10.4	<0.0003	0.1	43	3.17	0.019	<0.002	13	<0.001	81	0.06
	1/16/2020	0.103	0.38	145	75J+	<0.005	<0.005	<0.002	1.1	7.15	<0.0003	0.1	38	2.45	0.02	<0.002	12	<0.001	77	0.038
	4/7/2020	0.189	0.28	174	90	<0.005	<0.005	0.006	0.8	10.3	0.0005	0.1	45	3.48	0.015	<0.002	13	<0.001	85	0.048
	7/6/2020	0.213	0.26	188	137	<0.005	<0.005	<0.002	1.6J+	12.2	<0.0003	0.1	50	3.95	0.015	<0.002	14	<0.001	95	0.068
	9/29/2020	0.093	0.37	142	66J+	<0.005	<0.005	0.005	1J+	6.48	0.0012	0.1	37	2.29	0.019	<0.002	12	<0.001	70	0.029
	1/12/2021	0.154	0.33	150	77	<0.005	<0.005	<0.002	1.3	9.98	<0.0003	0.1	39	3	0.015	<0.002	13	<0.001	79	0.051
	4/2/2021	0.188	0.27	154	85	<0.005	<0.005	<0.002	1.2	9.57	<0.0003	<0.1	42	3	0.015J	<0.002	12	<0.001	75	0.045
	7/6/2021	0.079	0.35	143	57	<0.005	<0.005	<0.002	0.9J-	5.81	<0.0003	0.1	35	2.09	0.02J+	<0.002	12	<0.001	73	0.02
	10/7/2021	0.093	0.36	128	51	<0.005	<0.005	0.005J+	1	5.26	0.0018	0.1	32	1.74J	0.022	<0.002	12	<0.001	70	0.027J+
	1/5/2022	0.083	0.36	139	57	<0.005	<0.005	0.004	1.1	5.82	0.0029	0.1	36	2.26	0.019	<0.002	12	<0.001	73	0.024
	5/25/2022	0.11	0.33	133	59	<0.005	<0.005	<0.002	1.2	6.85	<0.0003	0.1	36	1.92	0.019	<0.002	12	<0.001	72	0.025
	7/19/2022	0.090	0.35	134	61	<0.005	<0.005	<0.002	1.1	5.80	<0.0003	0.1	36	1.85	0.020	<0.002	12	<0.001	72	0.019
	10/11/2022	0.067	0.37	117	49	<0.005	<0.005	<0.002	1.2J+	4.26	<0.0003	0.1	30	1.36	0.023	<0.002	11	<0.001	67	0.031
BPS11-10A	11/30/2017	0.656	0.18	79	38	<0.005	0.005	<0.002	3.1	24.1	0.0066	<0.1	24	4.42	0.005	0.002	9	<0.001	36	1.51
	2/7/2018	0.47	0.17	82	37	<0.005	<0.005	<0.002	1.9	20.5	0.0029	<0.1	24	3.65	0.005	0.002	8	<0.001	35	1.35
	4/10/2018	0.917	0.32	90	34	<0.005	0.006	<0.002	6.8	33.9	0.0018	<0.1	26	5.52	0.012	0.003	12	<0.001	38	1.44
	7/10/2018	1.29	0.28	88	44	<0.005	0.007	<0.002	5.4	44.3	0.0031	<0.1	26	6.42	0.012	0.003	12	<0.001	39	1.77
	10/3/2018	0.525	0.13	74	31	<0.005	<0.005	<0.002	2	17.5	0.0022	<0.1	22	3.95	0.005	<0.002	8	<0.001	35	1.23
	1/15/2019	0.736	0.21	104	31	<0.005	0.006	<0.002	2.7J-	32	0.0039	<0.1	32	6.19	0.006	0.003	9	<0.001	40	1.91
	4/9/2019	0.18	0.13	88	28	<0.005	<0.005	<0.002	1.3	9.84	0.001	<0.1	25	2.45	0.004	<0.002	7	<0.001	31	0.933
	7/16/2019	1.08	0.27	110	37	<0.005	0.009	<0.002	4.4	51.7	0.0038	<0.1	35	7.69	0.008	0.004	12	<0.001	48	2.22
	10/2/2019	0.645	0.2	98	31	<0.005	0.007	<0.002	3.8J+	36.7	0.0021	<0.1	31	6.89	0.008	0.003	10	<0.001	43	1.8
	1/16/2020	0.513	0.19	102	30J+	<0.005	0.005	<0.002	2.3	24.4	0.0028	<0.1	32	5.41	0.005	0.002	9	<0.001	40	1.62
	4/8/2020	0.404J	0.17J	95J	30J	<0.005UJ	<0.005UJ	<0.002UJ	1.7J	22.9J	0.007J	<0.1UJ	29J	4.18J	0.006J	0.002J	9J	<0.001UJ	41J	1.33J
	7/7/2020	0.976	0.31	106	56	<0.005	0.008	<0.002	6.1J-	39.1	0.0055	<0.1	34	7.04	0.01	0.003	13	<0.001	53	1.83

Attachment 2

Parrot Tailings Waste Removal Project

CSM Addendum

METALS

Sample Name	Sample Date	As mg/L	B mg/L	Ca mg/L	Cl mg/L	Cr mg/L	Co mg/L	Cu mg/L	F mg/L	Fe mg/L	Pb mg/L	Li mg/L	Mg mg/L	Mn mg/L	Mo mg/L	Ni mg/L	K mg/L	Se mg/L	Na mg/L	Zn mg/L
BPS11-10B	11/30/2017	0.006	0.09	143	25	<0.005	<0.005	0.162	0.6	<0.02	<0.0003	0.2	31	0.001	0.001	0.005	12	<0.001	80	1.2
	2/7/2018	0.007	0.09	149	25	<0.005	<0.005	0.171	0.6	<0.02	<0.0003	0.2	32	0.001	0.002	0.006	13	<0.001	80	1.23
	4/10/2018	0.006	0.09	167	24	<0.005	<0.005	0.186	0.5	<0.02	<0.0003	0.3	33	<0.001	0.002	0.005	13	<0.001	83	1.23
	7/10/2018	0.006	0.1	138	23	<0.005	<0.005	0.163	0.6	<0.02	<0.0003	0.2	30	<0.001	0.002	0.005	13	<0.001	79	1.2
	10/3/2018	0.007	0.09	127	22	<0.005	<0.005	0.154	0.7	<0.02	<0.0003	0.2	28	<0.001	0.002	0.005	12	<0.001	78	1.09
	1/15/2019	0.007	0.1	145	24	<0.005	<0.005	0.171	0.6J-	<0.02	<0.0003	0.3	31	<0.001	0.002	0.005	13	<0.001	80	1.22
	4/9/2019	0.006	0.09	141	24	<0.005	<0.005	0.164	0.6	<0.02	<0.0003	0.2	30	<0.001	0.002	0.005	12	<0.001	77	1.12
	7/16/2019	0.007	0.09	142	24	<0.005	<0.005	0.165	0.6	<0.02	<0.0003	0.2	32	<0.001	0.002	0.005	12	<0.001	76	1.26
	10/2/2019	0.007	0.09	130	22	<0.005	<0.005	0.152	0.7J+	<0.02	<0.0003	0.2	28	<0.001	0.002	0.005	12	<0.001	75	1.05
	1/16/2020	0.007	0.09	148	25J+	<0.005	<0.005	0.169	0.6	<0.02	<0.0003	0.2	32	<0.001	0.002	0.005	12	<0.001	80	1.26
	4/8/2020	0.007J	0.09J	141J	23J	<0.005UJ	<0.005UJ	0.17J	0.5J	<0.02UJ	<0.0003UJ	0.2J	31J	<0.001UJ	0.002J	0.005J	14J	<0.001UJ	88J	1.21J
	7/7/2020	0.007	0.09	151	25	<0.005	<0.005	0.169	0.7J-	<0.02	<0.0003	0.2	32	0.001	0.002	0.005	13	<0.001	81	1.24
	9/29/2020	0.007	0.09	141	24	<0.005	<0.005	0.165	0.6J-	<0.02	<0.0003	0.2	30	0.003	0.002	0.005	12	<0.001	81	1.18
	1/13/2021	0.006	0.09	152	25	<0.005	<0.005	0.162	0.6	<0.02	<0.0003	0.3	33	<0.001	0.002J	0.005	13	<0.001	84	1.27
	4/2/2021	0.007	0.09	154	26	<0.005	<0.005	0.177	0.6	0.03	<0.0003	0.2	33	0.001U	0.003J	0.006	13	<0.001	81	1.25
	7/7/2021	0.007	0.09	157	24	<0.005	<0.005	0.176	0.6	<0.02	<0.0003	0.2	34	<0.001	0.002J+	0.005	12	<0.001	78	1.33
	10/7/2021	0.006	0.09	155	25	<0.005	<0.005	0.174	0.6	<0.02	<0.0003	0.2	34	<0.001UJ	0.002J+	0.005	12	<0.001	80	1.26
	1/7/2022	0.006	0.09	160	26	<0.005	<0.005	0.178	0.6	<0.02	<0.0003	0.2	34	<0.001	0.002	0.005	13	<0.001	81	1.29
	5/25/2022	0.007	0.09	161	26	<0.005	<0.005	0.165	0.6	<0.02	<0.0003	0.2	34	<0.001	0.002	0.005	12	<0.001	78	1.33
	7/20/2022	0.007	0.09	151	25	<0.005	<0.005	0.168	0.6	<0.02	<0.0003	0.2	33	<0.001	0.002	0.005	12	<0.001	79	1.23
	10/12/2022	0.007	0.09	144	26	<0.005	<0.005	0.175	0.7J+	<0.02	<0.0003	0.2	31	0.001	0.002	0.005	12	<0.001	77	1.17
BPS11-10C	11/30/2017	0.003	0.08	115	11	<0.005	<0.005	<0.002	0.6	<0.02	<0.0003	0.2	25	0.002	0.009	<0.002	10	<0.001	66	0.153
	2/7/2018	0.003	0.08	118	11	<0.005	<0.005	<0.002	0.6	<0.02	<0.0003	0.2	25	0.003	0.012	<0.002	10	<0.001	66	0.157
	4/10/2018	0.003	0.08	131	11	<0.005	<0.005	<0.002	0.5	<0.02	<0.0003	0.2	27	0.002	0.012	<0.002	10	<0.001	65	0.153
	7/10/2018	0.003	0.08	117	11	<0.005	<0.005	<0.002	0.6	<0.02	<0.0003	0.2	25	0.002	0.011	<0.002	11	<0.001	67	0.159
	10/3/2018	0.003	0.08	112	11	<0.005	<0.005	<0.002	0.7	<0.02	<0.0003	0.2	24	0.002J+	0.011	<0.002	11	<0.001	68	0.157
	1/15/2019	0.003	0.08	117	11	<0.005	<0.005	<0.002	0.6J-	<0.02	<0.0003	0.2	25	0.017	0.011	<0.002	11	<0.001	69	0.159
	4/9/2019	0.003	0.07	121	11	<0.005	<0.005	<0.002	0.6	<0.02	<0.0003	0.2	26	0.001	0.012	<0.002	10	<0.001	65	0.167
	7/16/2019	0.003	0.08	117	11	<0.005	<0.005	<0.002	0.6	<0.02	<0.0003	0.2	26	0.001	0.011	<0.002	10	<0.001	65	0.17
	10/2/2019	0.003	0.08	118	11	<0.005	<0.005	<0.002	0.6J+	<0.02	<0.0003	0.2	26	<0.001	0.012	<0.002	10	<0.001	65	0.158
	1/16/2020	0.003	0.08	116	11J+	<0.005	<0.005	<0.002	0.7	<0.02	<0.0003	0.2	25	0.002	0.011	<0.002	10	<0.001	65	0.159
	4/8/2020	0.003J	0.08J	112J	10J	<0.005UJ	<0.005UJ	<0.002UJ	0.5J	<0.02UJ	<0.0003UJ	0.2J	25J	<0.001UJ	0.011J	<0.002UJ	11J	<0.001UJ	71J	0.157J
	7/7/2020	0.003	0.08	119	11	<0.005	<0.005	<0.002	0.7J-	<0.02	<0.0003	0.2	25	0.001	0.011	<0.002	10	<0.001	67	0.158
	9/29/2020	0.003	0.08	115	11	<0.005	<0.005	<0.002	0.6J-	<0.02	<0.0003	0.2	24	<0.001	0.011	<0.002	11	<0.001	68	0.151
	1/13/2021	0.003	0.08	120	10	<0.005	<0.005	<0.002	0.6	<0.02	<0.0003	0.2	26	<0.001	0.011J	<0.002	11	<0.001	67	0.162
	4/2/2021	0.003	0.08	118	11	<0.005	<0.005	<0.002	0.6	<0.02	<0.0003	0.2	25	<0.001	0.011J	<0.002	11	<0.001	66	0.163
	7/7/2021	0.003	0.07	118	10	<0.005	<0.005	<0.002	0.6	<0.02	<0.0003	0.2	25	<0.001	0.011J+	<0.002	10	<0.001	65	0.163
	10/7/2021	0.003	0.08	118	10	<0.005	<0.005	<0.002	0.6	<0.02	<0.0003	0.2	26	<0.001UJ	0.011	<0.002	11	<0.001	66	0.159
	1/7/2022	0.003	0.08	122	11	<0.005	<0.005	<0.002	0.6	<0.02	<0.0003	0.2	26	<0.001	0.011	<0.002	10	<0.001	66	0.159
	5/25/2022	0.003	0.07	124	11	<0.005	<0.005	<0.002	0.7	<0.02	<0.0003	0.2	26	<0.001	0.011	<0.002	10	<0.001	64	0.152
	7/20/2022	0.004	0.08	121	11	<0.005	<0.005	<0.002	0.6	<0.02	<0.0003	0.2	26	0.001	0.011	<0.002	10	<0.001	65	0.163
	10/12/2022	0.004	0.08	119	12	<0.005	<0.005	<0.002	0.7J+	<0.02	<0.0003	0.2	26	<0.001	0.012	<0.002	10	<0.001	64	0.166

Attachment 2

Parrot Tailings Waste Removal Project

CSM Addendum

METALS

Sample Name	Sample Date	As mg/L	B mg/L	Ca mg/L	Cl mg/L	Cr mg/L	Co mg/L	Cu mg/L	F mg/L	Fe mg/L	Pb mg/L	Li mg/L	Mg mg/L	Mn mg/L	Mo mg/L	Ni mg/L	K mg/L	Se mg/L	Na mg/L	Zn mg/L
BPS11-11A1	11/28/2017	0.003	0.05	37	13	<0.005	<0.005	0.004	0.5	<0.02	<0.0003	<0.1	8	0.046	0.012	<0.002	5	<0.001	21	0.072
	2/6/2018	0.003	<0.05	34	11	<0.005	<0.005	0.003	0.5	<0.02	<0.0003	<0.1	7	0.04	0.018	<0.002	4	<0.001	18	0.064
	4/10/2018	0.002	0.08	56	73	<0.005	<0.005	0.002	0.4	<0.02	<0.0003	<0.1	13	0.063	0.014	<0.002	6	<0.001	24	0.126
	7/9/2018	0.003	0.06	31	17	<0.005	<0.005	0.002	0.5	<0.02	<0.0003	<0.1	7	0.048	0.018	<0.002	5	<0.001	21	0.085
	10/2/2018	0.003	0.06	31	12	<0.005	<0.005	<0.002	0.6	<0.02	<0.0003	<0.1	7	0.045J+	0.018	<0.002	4	<0.001	20	0.077
	1/14/2019	0.003	<0.05	33	11	<0.005	<0.005	0.003	0.5J-	0.05	<0.0003	<0.1	7	0.057	0.017	<0.002	4	<0.001	19	0.074
	4/8/2019	0.003	0.06	37	21	<0.005	<0.005	0.003	0.6	<0.02	<0.0003	<0.1	8	0.116	0.018	<0.002	5	<0.001	19	0.116
	7/15/2019	0.003	<0.05	31	13	<0.005	<0.005	0.004	0.5	<0.02	<0.0003	<0.1	7	0.076	0.02	<0.002	4	<0.001	19	0.091
	10/1/2019	0.003	<0.05	30	9	<0.005	<0.005	0.003	0.5	<0.02	<0.0003	<0.1	7	0.057	0.019	<0.002	4	<0.001	20	0.076
	1/15/2020	0.003	<0.05	32	13J+	<0.005	<0.005	0.004	0.6	<0.02	<0.0003	<0.1	7	0.123	0.019	0.002	5	<0.001	21	0.097J+
	4/7/2020	0.003	<0.05	30	11	<0.005	<0.005	0.003	0.5	<0.02	<0.0003	<0.1	7	0.128	0.021	<0.002	5	<0.001	19	0.086
	7/7/2020	0.003	<0.05	28	10	<0.005	<0.005	0.003	0.7J+	<0.02	<0.0003	<0.1	7	0.105	0.019	<0.002	5	<0.001	17	0.075
	9/28/2020	0.003	0.05	36	14	<0.005	<0.005	0.005	0.5	<0.02	<0.0003	<0.1	8	0.214	0.017	0.003	5	<0.001	21	0.118
	1/12/2021	0.003	<0.05	33	12	<0.005	<0.005	0.005	0.6	<0.02	<0.0003	<0.1	8	0.226	0.018	0.003	5	<0.001	20	0.128
	4/1/2021	0.003	<0.05	36	22	<0.005	<0.005	0.003	0.6	<0.02	<0.0003	<0.1	8	0.256	0.015	0.003	5	<0.001	18	0.129
	7/7/2021	0.003	<0.05	36	17	<0.005	<0.005	0.004	0.5	<0.02	<0.0003	<0.1	9	0.217	0.017J+	0.002	4	<0.001	19	0.111
	10/6/2021	0.004	<0.05	33	16	<0.005	<0.005	0.004	0.6	<0.02	<0.0003	<0.1	8	0.258	0.019	0.003	5	<0.001	19	0.112
	1/6/2022	0.003	<0.05	29	10	<0.005	<0.005	0.003	0.6	<0.02	<0.0003	<0.1	7	0.19	0.019	<0.002	4	<0.001	17	0.079
	5/24/2022	0.003	<0.05	33	15	<0.005	<0.005	0.002	0.6	<0.02	<0.0003	<0.1	8	0.146	0.019	<0.002	4	<0.001	16	0.067
	7/20/2022	0.003	<0.05	30	15	<0.005	<0.005	0.003	0.6	<0.02	<0.0003	<0.1	7	0.138	0.019	<0.002	5	<0.001	19	0.065
	10/12/2022	0.003	0.05	31	16	<0.005	<0.005	0.003	0.7J+	<0.02	<0.0003	<0.1	8	0.228	0.022	<0.002	5	<0.001	19	0.078
BPS11-11A2	11/28/2017	0.002	<0.05	32	6	<0.005	<0.005	<0.002	0.4	<0.02	<0.0003	<0.1	8	<0.001	0.023	<0.002	3	<0.001	20	0.014
	2/6/2018	0.002	<0.05	35	5	<0.005	<0.005	<0.002	0.4	<0.02	<0.0003	<0.1	8	<0.001	0.03	<0.002	3	<0.001	19	0.017
	4/10/2018	0.002	<0.05	35	6	<0.005	<0.005	<0.002	0.4	<0.02	<0.0003	<0.1	9	<0.001	0.03	<0.002	3	<0.001	21	0.017
	7/9/2018	0.002	<0.05	30	5	<0.005	<0.005	<0.002	0.4	<0.02	<0.0003	<0.1	7	<0.001	0.032	<0.002	3	<0.001	19	0.015
	10/2/2018	0.002	<0.05	31	6	<0.005	<0.005	<0.002	0.4	<0.02	<0.0003	<0.1	7	<0.001	0.03	<0.002	3	<0.001	19	0.015
	1/15/2019	0.002	<0.05	50	10	<0.005	<0.005	<0.002	0.4J-	<0.02	<0.0003	<0.1	12	<0.001	0.014	<0.002	5	<0.001	25	0.08
	4/8/2019	0.002	<0.05	32	6	<0.005	<0.005	<0.002	0.4	<0.02	<0.0003	<0.1	7	<0.001	0.03	<0.002	3	<0.001	18	0.015
	7/15/2019	0.002	<0.05	34	6	<0.005	<0.005	<0.002	0.4	<0.02	<0.0003	<0.1	8	<0.001	0.03	<0.002	3	<0.001	18	0.017
	10/1/2019	0.002	<0.05	31	5	<0.005	<0.005	<0.002	0.4	<0.02	<0.0003	<0.1	7	<0.001	0.032	<0.002	3	<0.001	19	0.016
	1/15/2020	0.002	<0.05	33	6J+	<0.005	<0.005	<0.002	0.4	<0.02	<0.0003	<0.1	8	<0.001	0.029	<0.002	3	<0.001	21	0.016
	4/8/2020	0.002J	<0.05UJ	35J	6J	<0.005UJ	<0.005UJ	<0.002UJ	0.4J	<0.02UJ	<0.0003UJ	<0.1UJ	8J	0.002J	0.03J	<0.002UJ	3J	<0.001UJ	21J	0.016J
	7/7/2020	0.002	<0.05	32	6	<0.005	<0.005	<0.002	0.5J+	<0.02	<0.0003	<0.1	8	<0.001	0.03	<0.002	3	<0.001	19	0.016
	9/28/2020	0.002	<0.05	34	6	<0.005	<0.005	<0.002	0.4	<0.02	<0.0003	<0.1	8	<0.001	0.029	<0.002	3	<0.001	20	0.015
	1/12/2021	0.002	<0.05	36	6	<0.005	<0.005	<0.002	0.4	<0.02	<0.0003	<0.1	8	<0.001	0.027	<0.002	3	<0.001	20	0.016
	4/1/2021	0.002	<0.05	35	6	<0.005	<0.005	<0.002	0.4	<0.02	<0.0003	<0.1	8	<0.001	0.026	<0.002	3	<0.001	19	0.016
	7/6/2021	0.002	<0.05	36	6	<0.005	<0.005	<0.002	0.4	<0.02	<0.0003	<0.1	8	<0.001	0.026J+	<0.002	3	<0.001	19	0.017
	10/6/2021	0.002	<0.05	35	6	<0.005	<0.005	<0.002	0.4	<0.02	<0.0003	<0.1	8	<0.001	0.027	<0.002	3	<0.001	18	0.016
	1/7/2022	0.002	<0.05	34	6	<0.005	<0.005	<0.002	0.4	<0.02	<0.0003	<0.1	8	<0.001	0.026	<0.002	3	<0.001	18	0.018
	5/24/2022	0.002	<0.05	37	6	<0.005	<0.005	<0.002	0.4	<0.02	<0.0003	<0.1	8	<0.001	0.026	<0.002	3	<0.001	17	0.016
	7/20/2022	0.002	<0.05	36	6	<0.005	<0.005	<0.002	0.4	<0.02	<0.0003	<0.1	8	<0.001	0.025	<0.002	3	<0.001	21	0.017
	10/12/2022	0.002	<0.05	34	6	<0.005	<0.005	<0.002	0.4J+	<0.02	<0.0003	<0.1	8	<0.001	0.027	<0.002	3	<0.001	19	0.017

Attachment 2

Parrot Tailings Waste Removal Project

CSM Addendum

METALS

Sample Name	Sample Date	As mg/L	B mg/L	Ca mg/L	Cl mg/L	Cr mg/L	Co mg/L	Cu mg/L	F mg/L	Fe mg/L	Pb mg/L	Li mg/L	Mg mg/L	Mn mg/L	Mo mg/L	Ni mg/L	K mg/L	Se mg/L	Na mg/L	Zn mg/L
BPS11-11B	11/28/2017	0.003	<0.05	106	13	<0.005	<0.005	0.01	0.6	<0.02	<0.0003	<0.1	25	<0.001	0.044	<0.002	9	<0.001	51	0.178
	2/6/2018	0.003	<0.05	110	13	<0.005	<0.005	0.01	0.5	<0.02	<0.0003	<0.1	25	<0.001	0.057	<0.002	9	<0.001	47	0.19
	4/10/2018	0.003	<0.05	114	13	<0.005	<0.005	0.009	0.5	<0.02	<0.0003	<0.1	27	<0.001	0.055	<0.002	9	<0.001	50	0.197
	7/9/2018	0.003	<0.05	106	13	<0.005	<0.005	0.01	0.5	<0.02	<0.0003	<0.1	24	<0.001	0.056	<0.002	9	<0.001	49	0.185
	10/2/2018	0.003	<0.05	106	13	<0.005	<0.005	0.01	0.5	<0.02	<0.0003	<0.1	25	<0.001	0.054	<0.002	9	<0.001	49	0.185
	1/14/2019	0.003	<0.05	113	13	<0.005	<0.005	0.011	0.5J-	<0.02	<0.0003	<0.1	26	0.016	0.055	<0.002	9	<0.001	47	0.189
	4/8/2019	0.003	<0.05	108	12	<0.005	<0.005	0.01	0.5	<0.02	<0.0003	<0.1	25	<0.001	0.056	<0.002	9	<0.001	45	0.203
	7/15/2019	0.003	<0.05	109	13	<0.005	<0.005	0.014	0.5	<0.02	<0.0003	<0.1	26	0.001	0.056	<0.002	9	<0.001	44	0.196
	10/1/2019	0.003	<0.05	105	12	<0.005	<0.005	0.01	0.6	<0.02	<0.0003	<0.1	25	<0.001	0.057	<0.002	9	<0.001	48	0.192
	1/15/2020	0.003	<0.05	102	12J+	<0.005	<0.005	0.01	0.5	<0.02	<0.0003	<0.1	24	<0.001	0.055	<0.002	9	<0.001	50	0.188J+
	4/7/2020	0.003	<0.05	108	12	<0.005	<0.005	0.009	0.5	<0.02	<0.0003	<0.1	25	<0.001	0.057	<0.002	10	<0.001	51	0.19
	7/7/2020	0.003	<0.05	106	12	<0.005	<0.005	0.01	0.6J+	<0.02	<0.0003	<0.1	25	<0.001	0.056	<0.002	9	<0.001	46	0.194
	9/28/2020	0.003	<0.05	108	12	<0.005	<0.005	0.009	0.5	<0.02	<0.0003	<0.1	25	<0.001	0.055	<0.002	9	<0.001	50	0.185
	1/12/2021	0.003	<0.05	111	12	<0.005	<0.005	0.009	0.5	<0.02	<0.0003	<0.1	25	<0.001	0.052	<0.002	9	<0.001	49	0.189
	4/1/2021	0.003	<0.05	111	13	<0.005	<0.005	0.01	0.6	<0.02	<0.0003	<0.1	25	<0.001	0.052	<0.002	9	<0.001	47	0.197
	7/6/2021	0.003	<0.05	111	12	<0.005	<0.005	0.01	0.5	<0.02	<0.0003	<0.1	25	0.002	0.054J+	<0.002	9	<0.001	46	0.197
	10/6/2021	0.003	<0.05	108	12	<0.005	<0.005	0.01	0.5	<0.02	<0.0003	<0.1	25	<0.001	0.056	<0.002	9	<0.001	45	0.196
	1/7/2022	0.003	<0.05	109	12	<0.005	<0.005	0.01	0.6	<0.02	<0.0003	<0.1	26	<0.001	0.055	<0.002	9	<0.001	47	0.186
	5/24/2022	0.003	<0.05	112	12	<0.005	<0.005	0.009	0.6	<0.02	<0.0003	<0.1	25	<0.001	0.055	<0.002	8	<0.001	44	0.188
	7/20/2022	0.003	<0.05	108	12	<0.005	<0.005	0.010	0.5	<0.02	<0.0003	<0.1	26	<0.001	0.056	<0.002	9	<0.001	50	0.199
	10/12/2022	0.003	<0.05	111	13	<0.005	<0.005	0.010	0.6J+	<0.02	<0.0003	<0.1	25	<0.001	0.057	<0.002	9	<0.001	48	0.195
BPS11-11C	11/28/2017	0.002	0.07	71	8	<0.005	<0.005	<0.002	2.1	0.35	<0.0003	0.1	17	0.234	0.13	<0.002	11	<0.001	90	0.012
	2/6/2018	0.002	0.07	73	8	<0.005	<0.005	<0.002	1.9	0.35	<0.0003	0.1	18	0.234	0.164	<0.002	11	<0.001	85	0.011
	4/10/2018	0.002	0.07	82	8	<0.005	<0.005	<0.002	1.9	0.25	<0.0003	0.1	18	0.196	0.182	<0.002	11	<0.001	86	0.013
	7/9/2018	0.002	0.07	68	8	<0.005	<0.005	<0.002	2	0.19	<0.0003	0.1	16	0.15	0.164	<0.002	11	<0.001	86	0.013
	10/2/2018	0.003	0.07	68	8	<0.005	<0.005	<0.002	2.1	0.17J+	<0.0003	0.1	17	0.118	0.16	<0.002	11	<0.001	89	0.013
	1/15/2019	0.002	0.07	73	8	<0.005	<0.005	<0.002	1.9J-	0.11	<0.0003	0.1	18	0.1	0.164	<0.002	11	<0.001	89	0.013
	4/8/2019	0.003	0.07	71	9	<0.005	<0.005	0.017	2	0.1	<0.0003	0.1	17	0.089	0.16	<0.002	10	<0.001	86	0.015
	7/15/2019	0.002	0.08	73	9	<0.005	<0.005	<0.002	2	0.22J+	<0.0003	0.1	18	0.099	0.162	<0.002	10	<0.001	83	0.015
	10/1/2019	0.003	0.08	68	8	<0.005	<0.005	<0.002	1.9	0.13	<0.0003	0.1	17	0.092	0.162	<0.002	10	<0.001	88	0.014
	1/15/2020	0.003	0.08	66	8J+	<0.005	<0.005	<0.002	2	0.14	<0.0003	0.1	16	0.092	0.162	<0.002	11	<0.001	92	0.014
	4/7/2020	0.003	0.08	69	8	<0.005	<0.005	<0.002	1.8	0.11	<0.0003	0.1	17	0.084	0.165	<0.002	11	<0.001	93	0.015
	7/7/2020	0.003	0.08	70	9	<0.005	<0.005	<0.002	2.3J+	0.17	<0.0003	0.1	17	0.086	0.157	<0.002	10	<0.001	87	0.014
	9/28/2020	0.003	0.08	72	9	<0.005	<0.005	<0.002	1.9	0.29	<0.0003	0.1	17	0.144	0.155	<0.002	11	<0.001	92	0.012
	1/12/2021	0.002	0.08	73	9	<0.005	<0.005	<0.002	1.9	0.15	<0.0003	0.1	17	0.088	0.151	<0.002	11	<0.001	92	0.014
	4/1/2021	0.003	0.08	71	9	<0.005	<0.005	<0.002	2.2	0.08	<0.0003	0.1	17	0.077	0.153	<0.002	10	<0.001	87	0.015
	7/6/2021	0.003	0.08	71	8	<0.005	<0.005	<0.002	1.9	0.12	<0.0003	0.1	17	0.068	0.156J+	<0.002	10	<0.001	89	0.015
	10/6/2021	0.003	0.08	71	8	<0.005	<0.005	<0.002	2	0.06	<0.0003	0.1	17	0.075	0.16	<0.002	10	<0.001	85	0.014
	1/7/2022	0.003	0.08	72	9	<0.005	<0.005	<0.002	2.1	0.12	<0.0003	0.1	17	0.084	0.157	<0.002	10	<0.001	89	0.014
	5/25/2022	0.003	0.08	69	9	<0.005	<0.005	<0.002	2.1	0.06	<0.0003	0.1	16	0.062	0.158	<0.002	9	<0.001	83	0.014
	7/20/2022	0.003	0.08	72	9	<0.005	<0.005	<0.002	2.0	0.24	<0.0003	0.1	18	0.117	0.157	<0.002	11	<0.001	91	0.014
	10/12/2022	0.003	0.08	70	9	<0.005	<0.005	<0.002	2.3J+	0.13	<0.0003	0.1	17	0.087	0.163	<0.002	11	<0.001	91	0.015

Attachment 2

Parrot Tailings Waste Removal Project

CSM Addendum

METALS

Sample Name	Sample Date	As mg/L	B mg/L	Ca mg/L	Cl mg/L	Cr mg/L	Co mg/L	Cu mg/L	F mg/L	Fe mg/L	Pb mg/L	Li mg/L	Mg mg/L	Mn mg/L	Mo mg/L	Ni mg/L	K mg/L	Se mg/L	Na mg/L	Zn mg/L
BPS11-14A	10/1/2019	0.001	0.15	69	26	<0.005	<0.005	0.004	0.4	<0.02	<0.0003	<0.1	20	0.04	0.007	<0.002	6	<0.001	29	0.019
	1/16/2020	0.001	0.14	75	28J+	<0.005	<0.005	0.003	0.4	<0.02	<0.0003	<0.1	22	0.021	0.006	<0.002	6	<0.001	28	0.02
	4/8/2020	0.001	0.14	75	28	<0.005	<0.005	0.002	0.3	<0.02	<0.0003	<0.1	21	0.04	0.007	<0.002	7	<0.001	31	0.021
	7/7/2020	0.001	0.14	73	28	<0.005	<0.005	0.003	0.4J-	<0.02	<0.0003	<0.1	21	0.021	0.006	<0.002	6	<0.001	27	0.019
	9/30/2020	0.001	0.14	69	29	<0.005	<0.005	0.003	0.4J-	<0.02	<0.0003	<0.1	19	0.051	0.007	<0.002	6	<0.001	28	0.018
	1/14/2021	0.001	0.17	66	30	<0.005	<0.005	0.004	0.3	<0.02	<0.0003	<0.1	19	0.091	0.007J	<0.002	6	<0.001	28	0.02
	4/5/2021	0.001	0.14	66	29	<0.005	<0.005	0.003	0.4	<0.02	<0.0003	<0.1	20	0.018	0.006J	<0.002	5	<0.001	26	0.018
	7/7/2021	0.001	0.14	76	26	<0.005	<0.005	0.003	0.3	<0.02	<0.0003	<0.1	20	0.027J+	0.006J+	<0.002	6	<0.001	27	0.02
	10/8/2021	0.001	0.13	70	26	<0.005	<0.005	0.002	0.3	<0.02	<0.0003	<0.1	20	0.016	0.006	<0.002	6	<0.001	27	0.02
	1/8/2022	0.001	0.12	69	26	<0.005	<0.005	0.002	0.4	<0.02	<0.0003	<0.1	20	0.007	0.006	<0.002	6	<0.001	27	0.02
	5/26/2022	0.001	0.11	68	25	<0.005	<0.005	<0.002	0.4	<0.02	<0.0003	<0.1	19	0.003	0.005	<0.002	6	<0.001	25	0.019
	7/21/2022	0.001	0.11	64	25	<0.005	<0.005	0.003	0.3	<0.02	<0.0003	<0.1	18	0.003	0.005	<0.002	6	<0.001	27	0.023
	10/12/2022	0.001	0.11	61	27J	<0.005	<0.005	0.002	0.4J+	<0.02	<0.0003	<0.1	18	0.006	0.005	<0.002	6	<0.001	25	0.020
BPS11-14B	10/1/2019	0.002	0.12	267	27	<0.005	<0.005	0.235	0.4	<0.02	<0.0003	0.3	60	0.026	0.002	0.012	15	<0.001	115	2.56
	1/16/2020	0.002	0.12	268	28J+	<0.005	<0.005	0.227	0.5	<0.02	<0.0003	0.3	61	0.021	0.001	0.012	15	<0.001	111	2.58
	4/8/2020	0.002	0.12	268	27	<0.005	<0.005	0.236	0.4	<0.02	<0.0003	0.3	60	0.021	0.002	0.012	16	<0.001	123	2.55
	7/7/2020	0.002	0.12	283	27	<0.005	<0.005	0.225	0.5J-	<0.02	<0.0003	0.3	61	0.017	0.001	0.011	15	<0.001	113	2.59
	9/30/2020	0.002	0.12	279	28	<0.005	<0.005	0.231	0.4J-	<0.02	<0.0003	0.3	59	0.019	0.001	0.011	16	<0.001	118	2.59
	1/14/2021	0.002	0.12	277	26	<0.005	<0.005	0.235	0.4	<0.02	<0.0003	0.3	62	0.019	0.001J	0.012	16	<0.001	116	2.55
	4/5/2021	0.002	0.12	291	28	<0.005	<0.005	0.243	0.4	<0.02	<0.0003	0.3	64	0.019	0.002J	0.013	16	<0.001	115	2.63
	7/8/2021	0.002	0.12	291	26	<0.005	<0.005	0.245	0.4	<0.02	<0.0003	0.3	61	0.018J+	0.001J+	0.013	15	<0.001	113	2.58
	10/8/2021	0.002	0.12	283	27	<0.005	<0.005	0.231	0.4	<0.02	<0.0003	0.3	62	0.016	0.001	0.012	15	<0.001	113	2.61
	1/8/2022	0.002	0.11	294	29	<0.005	<0.005	0.237	0.4	<0.02	<0.0003	0.3	63	0.017	0.001	0.012	15	<0.001	115	2.61
	5/26/2022	0.002	0.11	278	32	<0.005	<0.005	0.219	0.5	<0.02	<0.0003	0.3	61	0.013	0.001	0.012	15	<0.001	108	2.56
	7/21/2022	0.002	0.11	275	30	<0.005	<0.005	0.227	0.4	<0.02	<0.0003	0.3	62	0.016	0.001	0.011	16	<0.001	116	2.34
	10/12/2022	0.002	0.12	295	32	<0.005	<0.005	0.248	0.5J+	<0.02	<0.0003	0.3	63	0.012	0.001	0.013	15	<0.001	111	2.59
BPS11-17C	12/1/2017	0.005	0.17	367	55	<0.005	<0.005	0.668	0.5	<0.02	<0.0003	0.3	94	0.009	0.001	0.009	14	<0.001	63	1.92
	2/8/2018	0.006	0.17	367	51	<0.005	<0.005	0.765	0.5	<0.02	<0.0003	0.3	94	0.032	0.001	0.011	15	<0.001	68	2.08
	4/12/2018	0.005	0.16	378	55	<0.005	<0.005	0.688	0.5	<0.02	<0.0003	0.3	96	0.01	0.001	0.008	15	<0.001	66	2.12
	7/11/2018	0.005	0.17	353	51	<0.005	<0.005	0.74	0.5	<0.02	<0.0003	0.3	91	0.008	0.001	0.009	15	<0.001	67	2.12
	10/4/2018	0.005	0.16	349	54	<0.005	<0.005	0.77	0.5	<0.02	<0.0003	0.3	90	0.008	0.001	0.01	15	<0.001	69	2.09
	1/15/2019	0.005	0.17	374	51	<0.005	<0.005	0.746	0.5	<0.02	<0.0003	0.3	95	0.007	0.001	0.01	14	<0.001	63	2.2
	4/9/2019	0.005	0.16	389	51	<0.005	<0.005	0.757	0.5	<0.02	<0.0003	0.3	98	0.007	0.001	0.01	15	<0.001	66	2.11
	7/16/2019	0.006	0.17	372	53	<0.005	<0.005	0.8	0.5	<0.02	<0.0003	0.3	91	0.009	0.001	0.01	14	<0.001	60	2.43
	10/2/2019	0.005	0.16	352	50	<0.005	<0.005	0.735	0.5J+	<0.02	<0.0003	0.3	91	0.007	0.001	0.009	15	<0.001	66	1.97
	1/17/2020	0.006	0.16	358	51J+	<0.005	<0.005	0.706	0.5	<0.02	<0.0003	0.3	92	0.006	0.001	0.009	15	<0.001	65	2.09
	4/10/2020	0.006	0.16	358	53	<0.005	<0.005	0.741	0.4	<0.02UJ	<0.0003	0.3	95	0.009	0.001	0.009	15	<0.001	68	2.13
	7/8/2020	0.006	0.17	357	48	<0.005	<0.005	0.698	0.5J+	<0.02	<0.0003	0.3	90	0.008	0.001	0.009	14	<0.001	64	2.09
	10/1/2020	0.005	0.18	352	48	<0.005	<0.005	0.682	0.4J-	<0.02	<0.0003	0.3	89	0.014	0.001	0.009	14	<0.001	63	2.06
	1/15/2021	0.006	0.17	324	47	<0.005	<0.005	0.711	0.4J	<0.02UJ	<0.0003	0.3	84	0.011	0.001	0.009	15	<0.001	66	1.98
	4/5/2021	0.006	0.17	331J+	49	<0.005	<0.005	0.722	0.6	<0.02	<0.0003	0.3	86	0.008J+	0.002J+	0.009	14	<0.001	63	1.92
	7/9/2021	0.006	0.17	313	45	<0.005	<0.005	0.712	0.4	<0.02	<0.0003	0.3	81	0.008J+	<0.001	0.009	14	<0.001	63	1.86
	10/11/2021	0.005	0.18	325	43	<0.005	<0.005	0.69	0.5	<0.02	<0.0003	0.3	81	0.012	0.001	0.009	14	<0.001	62	1.93
	1/11/2022	0.006	0.2	330	45	<0.005	<0.005	0.673	0.5	<0.02	<0.0003	0.3	82	0.009	0.001	0.009	14	<0.001	60	1.94
	5/27/2022	0.006	0.18	320	46	<0.005	<0.005	0.714	0.5	<0.02	<0.0003	0.3	83	0.007	0.001	0.008	14	<0.001	60	1.74
	7/21/2022	0.005	0.20	305	47	<0.005	<0.005	0.629	0.5	<0.02	<0.0003	0.3	81	0.010	0.001	0.008	14	<0.001	61	1.88
	10/13/2022	0.005	0.20	293	48	<0.005	<0.005	0.694	0.6	<0.02	<0.0003	0.3	79	0.008	0.001	0.009	14	<0.001	62	1.79

Attachment 2

Parrot Tailings Waste Removal Project

CSM Addendum

METALS

Sample Name	Sample Date	As mg/L	B mg/L	Ca mg/L	Cl mg/L	Cr mg/L	Co mg/L	Cu mg/L	F mg/L	Fe mg/L	Pb mg/L	Li mg/L	Mg mg/L	Mn mg/L	Mo mg/L	Ni mg/L	K mg/L	Se mg/L	Na mg/L	Zn mg/L
BPS11-18B	12/1/2017	0.002	0.12	487	142	<0.005	1.84	19.6	1.6	253	0.0273	0.7	198	227	<0.001	0.512	19	<0.001	117	193
	2/8/2018	0.002	0.13	477	137	<0.005	1.86	20	1.2	263	0.0281	0.7	194	225	<0.001	0.531	21	<0.001	127	189
	4/12/2018	<0.001	0.13	493	134	<0.005	1.84	20.7	1.1	282	0.0255	0.7	205	237	<0.001	0.515	21	<0.001	123	206
	7/11/2018	0.001	0.12	467	136	<0.005	1.88	20.3	1.2	275	0.0258	0.8	191	222	<0.001	0.534	21	<0.001	126	197
	10/4/2018	0.001	0.13	447	144	<0.005	1.75	21.1	1.7	280	0.0271	0.8	187	218	<0.001	0.531	21	<0.001	126	195
	1/16/2019	0.001	0.13	448	126	<0.005	1.84	19.7	1.4	296	0.0235	0.8	178	206	<0.001	0.552	20	<0.001	119	192
	4/10/2019	<0.001	0.13	457	114	<0.005	1.56	19.3	1.4J-	301	0.0288	0.7	175	203	<0.001	0.488	19	<0.001	112	181
	7/16/2019	0.002	0.13	437	116	<0.005	1.54	18.1	1.4	293	0.0232	0.7	170	207	<0.001	0.477	20	<0.001	103	192
	10/2/2019	0.002	0.13	430	114	<0.005	1.71	20.4	1.4J+	298	0.0229	0.8	167	197	<0.001	0.488	19	<0.001	112	179
	1/17/2020	0.001	0.14	440	118J+	<0.005	1.53	20.4	1.3	302	0.0227	0.7	168	202	<0.001	0.488	19	<0.001	108	202
	4/9/2020	0.002	0.15	438	107	<0.005	1.63	22.6	1.3J-	323	0.0216	0.9	178	212	<0.001	0.473	21	<0.001	120	199
	7/8/2020	0.002	0.14	430	112	<0.005	1.59	19.6	1.9J+	314	0.0224	0.7	161	202	<0.001	0.488	18	<0.001	102	204
	10/2/2020	0.001	0.14	453	124	<0.005	1.59	20.1	1.4J-	316	0.0194	0.8	176	206	<0.001	0.48	19	<0.001	110	196
	1/17/2021	0.002	0.13	428	130	<0.005	1.64	19.9	1.2J	301J	0.0208	0.8	164	197	<0.001	0.512	20	<0.001	114	188
	4/6/2021	0.002	0.11	430	132	<0.005	1.63	19.2	1.3	301	0.0187	0.8	161	199	<0.001	0.504	19	<0.001	113	190
	7/9/2021	0.001	0.12	429	123	<0.005	1.56	17.6	1.2	280	0.0186	0.7	161	187	<0.001	0.469	18	<0.001	104	182
	10/11/2021	0.001	0.12	426	117	<0.005	1.42	16.3	1.2	257	0.0175	0.6	152	181	<0.001	0.44	18	<0.001	101	172
	1/11/2022	0.001	0.11	438	111	<0.005	1.4	16.2	1.2	248	0.016	0.6	144	176	<0.001	0.416	18	<0.001	101	159
	5/26/2022	0.001	0.11	430	100	<0.005	1.29	14.5	1.2	212	0.0155	0.6	141	164	<0.001	0.362	18	<0.001	95	146
	7/20/2022	0.001	0.10	406	101	<0.005	1.30	13.7	1.1	200	0.0172	0.6	132	158	<0.001	0.368	17	<0.001	89	143
	10/17/2022	0.001	0.11	403	100	<0.005	1.22	13.7	1.1	185	0.0161	0.6	128	142	<0.001	0.356	18	<0.001	92	120
BPS11-18C	12/1/2017	0.003	0.24	259	102	<0.005	0.02	6.4	0.4	<0.02	0.0005	0.4	82	68.8	<0.001	0.161	18	<0.001	65	40.4
	2/8/2018	0.004	0.24	263	97	<0.005	0.026	6.49	0.4	<0.02	0.0005	0.4	83	68.5	<0.001	0.169	19	<0.001	70	40.6
	4/12/2018	0.003	0.25	263	99	<0.005	0.02	6.1	0.4	<0.02	0.0004	0.4	82	69.8	<0.001	0.146	18	<0.001	66	40.7
	7/11/2018	0.004	0.24	235	95	<0.005	0.019	5.98	0.4	<0.02	0.0004	0.4	74	62.1	<0.001	0.151	18	<0.001	66	37.6
	10/4/2018	0.004	0.24	230	98	<0.005	0.021	5.85	0.4	<0.02	0.0004	0.4	73	60.7	<0.001	0.152	18	<0.001	68	35.9
	1/16/2019	0.004	0.23	225	95	<0.005	0.018	5.46	0.5	<0.02	0.0004	0.4	71	56.3	<0.001	0.149	17	<0.001	64	33.8
	4/10/2019	0.003	0.24	230	90	<0.005	0.016	5.25	0.4J-	<0.02	<0.0003	0.4	71	55.5	<0.001	0.137	17	<0.001	62	32.7
	7/16/2019	0.004	0.24	209	87	<0.005	0.018	4.55	0.4	0.49	<0.0003	0.3	66	52.7	<0.001	0.13	15	<0.001	54	32.7
	10/2/2019	0.004	0.23	214	88	<0.005	0.015	5.25	0.4J+	0.04	0.0011	0.4	68	49.9	<0.001	0.135	17	<0.001	64	29.4
	1/17/2020	0.003	0.24	226	92J+	<0.005	0.016	5.17	0.5	0.09	<0.0003	0.3	70	51.3	<0.001	0.132	17	<0.001	63	32.1
	4/9/2020	0.004	0.24	216	84	<0.005	0.014	5.11	0.4J-	<0.02	0.0004	0.4	67	51	<0.001	0.129	18	<0.001	70	31.7
	7/8/2020	0.004	0.24	218	85	<0.005	0.017	4.8	0.5J+	<0.02	<0.0003	0.3	70	51.4	<0.001	0.128	16	<0.001	62	31.4
	10/2/2020	0.004	0.26	224	85	<0.005	0.015	4.77	0.4J-	0.05	<0.0003	0.3	70	53.3	<0.001	0.124	17	<0.001	63	32
	1/17/2021	0.004	0.25	217	85	<0.005	0.018	4.83	0.4J	<0.02UJ	0.0003	0.4	68	50.2	<0.001	0.137	17	<0.001	66	31.3
	4/6/2021	0.004	0.24	226	86	<0.005	0.019	4.87	0.4	<0.02	0.0003	0.4	71	51.4	<0.001	0.14	17	<0.001	66	31.6
	7/9/2021	0.004	0.24	212	82	<0.005	0.018	4.55	0.4	<0.02	<0.0003	0.4	66	48.8	<0.001	0.134	17	<0.001	63	30.3
	10/11/2021	0.004	0.24	222	82	<0.005	0.016	4.56	0.4	<0.02	<0.0003	0.3	68	49.1	<0.001	0.13	16	<0.001	60	30.5
	1/11/2022	0.004	0.24	235	88	<0.005	0.014	4.88	0.5	<0.02	<0.0003	0.3	68	47.5	<0.001	0.134	17	<0.001	62	30.2
	5/26/2022	0.004	0.25	231	90	<0.005	0.013	4.87	0.5	<0.02	0.0003	0.3	70	50.5	<0.001	0.124	17	<0.001	60	32.2
	7/20/2022	0.004	0.24	221	88	<0.005	0.013	5.08	0.4	0.02	0.0004	0.4	68	46.1	<0.001	0.128	18	<0.001	66	29.5
	10/17/2022	0.004	0.24	231	93	<0.005	0.014	5.19	0.5	<0.02	<0.0003	0.4	73	49.9	<0.001	0.140	17	<0.001	66	30.4
BPS11-19A2	11/30/2017	0.001	<0.05	42	9	<0.005	<0.005	<0.002	0.4	<0.02	<0.0003	<0.1	10	<0.001	0.01	<0.002	5	<0.001	24	0.065
	2/6/2018	0.002	<0.05	42	8	<0.005	<0.005	<0.002	0.4	<0.02	<0.0003	<0.1	10	<0.001	0.014	<0.002	5	<0.001	24	0.064
	4/10/2018	0.002	<0.05	46	9	<0.005	<0.005	<0.002	0.4	<0.02	<0.0003	<0.1	12	0.005	0.013	<0.002	5	<0.001	25	0.078
	7/10/2018	0.001	<0.05	46	10	<0.005	<0.005	<0.002	0.4	<0.02	<0.0003	<0.1	11	<0.001	0.012	<0.002	5	<0.001	26	0.072
	10/2/2018	0.002	<0.05	48	10	<0.005	<0.005	<0.002	0.4	<0.02	<0.0003	<0.1	12	<0.001	0.013	<0.002	5	<0.001	26	0.078
	1/15/2019	0.002	<0.05	34	6	<0.005	<0.005	<0.002	0.4J-	<0.02	<0.0003	<0.1	8	<0.001	0.03	<0.002	3	<0.001	20	0.016
	4/9/2019	0.001	<0.05	47	11	<0.005	<0.005	<0.002	0.4	<0.02	<0.0003	<0.1	15	0.01	0.012	<0.002	5	<0.001	26	0.087
	7/15/2019	0.001	<0.05	53	11	<0.005	<0.005	<0.002	0.4	<0.02	<0.0003	<0.1	13	0.001	0.01J+	<0.002	5	<0.001	24	0.083

Attachment 2

Parrot Tailings Waste Removal Project

CSM Addendum

METALS

Sample Name	Sample Date	As mg/L	B mg/L	Ca mg/L	Cl mg/L	Cr mg/L	Co mg/L	Cu mg/L	F mg/L	Fe mg/L	Pb mg/L	Li mg/L	Mg mg/L	Mn mg/L	Mo mg/L	Ni mg/L	K mg/L	Se mg/L	Na mg/L	Zn mg/L
BPS11-19B	11/30/2017	0.005	<0.05	106	14	<0.005	<0.005	0.04	0.5	<0.02	<0.0003	<0.1	25	<0.001	0.026	<0.002	9	<0.001	47	0.347
	2/6/2018	0.004	<0.05	109	19	<0.005	<0.005	0.05	0.5	<0.02	0.0018	<0.1	27	0.004	0.034	<0.002	9	<0.001	48	0.365
	4/10/2018	0.004	<0.05	122	14	<0.005	<0.005	0.043	0.5	<0.02	<0.0003	<0.1	27	<0.001	0.035	<0.002	9	<0.001	49	0.34
	7/10/2018	0.004	<0.05	105	13	<0.005	<0.005	0.029	0.5	<0.02	<0.0003	<0.1	24	<0.001	0.033	<0.002	9	<0.001	49	0.344
	10/2/2018	0.005	<0.05	106	14	<0.005	<0.005	0.04	0.5	<0.02	<0.0003	<0.1	25	0.001	0.032	<0.002	9	<0.001	50	0.342
	1/15/2019	0.004	<0.05	107	13	<0.005	<0.005	0.044	0.5J-	<0.02	<0.0003	<0.1	25	<0.001	0.034	<0.002	9	<0.001	50	0.366
	4/9/2019	0.005	<0.05	82	10	<0.005	<0.005	0.011	0.3	<0.02	<0.0003	<0.1	19	0.021	0.023	<0.002	7	<0.001	32	0.193
	7/15/2019	0.006	<0.05	109	13	<0.005	<0.005	0.042	0.5	0.17J+	0.0008	<0.1	26	0.092	0.033	<0.002	9	<0.001	47	0.353
BPS11-20	12/6/2017	0.029	0.11	357	76	<0.005	0.316	16.3	3.2	430	0.0098	0.3	85	51.5	<0.001	0.173	13	<0.001	48	116
	2/14/2018	0.034	0.11	387	75	<0.005	0.347	18.9	2	461	0.0112	0.3	93	55.1	<0.001	0.197	14	<0.001	53	116
	4/16/2018	0.03	0.1	394	84	<0.005	0.333	18.1	3.1J-	444	0.0103	0.3	93	55.6	<0.001	0.186	14	<0.001	53	120
	6/27/2018	0.034	0.11	401	86	<0.005	0.425	18.7	3.2J-	466	0.0125	0.3	95	57.9	<0.001	0.21	14	<0.001	55	119
GS-09-01	12/5/2017	0.009	0.71	344	462	<0.005	0.28	119	6.4	0.25	0.0016	0.5	95	29.2	<0.001	0.183	10	0.002	235	87.7
	2/13/2018	0.009	0.65	307	310	<0.005	0.262	110	5.4	0.79	0.0026	0.5	86	26.1	<0.001	0.175	11	0.002	212	74.7
	4/15/2018	0.005	0.61	315	376	<0.005	0.238	98.4	4.6J-	0.11	0.0015	0.4	85	25.2	<0.001	0.158	12	0.003	211	74.3
	6/27/2018	0.005	0.63	293	208	<0.005	0.23	107	4.3J-	0.15	0.0022	0.4	76	22.1	<0.001	0.152	12	0.003	210	67.5
GS-09-02	12/6/2017	0.004	0.07	299	23	<0.005	0.328	78.6	10.3	155	0.0267	0.5	92	34.6	<0.001	0.281	9	<0.001	28	150
	2/14/2018	0.004	0.07	320	20	<0.005	0.312	85	8.1	133	0.0258	0.5	92	34	<0.001	0.28	11	<0.001	31	139
	4/16/2018	0.002	0.07	231	10	<0.005	0.184	69.9	5.5J-	48.2	0.0103	0.3	73	16.7	<0.001	0.155	8	0.002	29	73.5
	6/27/2018	0.003	0.07	228	13	<0.005	0.227	75.9	6.5J-	74	0.0124	0.4	74	20.9	<0.001	0.191	8	0.002	27	94.2
GS-09-03	12/6/2017	0.009	0.37	482	61	<0.005	0.72	54.7	11.5	0.08	0.009	0.5	140	63.8	<0.001	0.261	24	0.002	200	102
	2/14/2018	0.016	0.42	455	39	<0.005	0.62	65.5	7.6	0.18	0.0094	0.5	298	58.1	<0.001	0.296	22	0.002	230	93.5
	4/16/2018	0.004	0.35	423	75	<0.005	0.652	50.6	8.7J-	0.07	0.008	0.5	148	57	<0.001	0.238	22	0.004	170	88.2
	6/27/2018	0.004	0.32	412	59	<0.005	0.651	49.3	9J-	0.1	0.0079	0.5	122	54.9	<0.001	0.227	24	0.004	172	81.8
GS-28	11/28/2017	0.007	<0.05	46	9	<0.005	<0.005	<0.002	0.6	2.2	<0.0003	<0.1	12	0.229	0.045	<0.002	5	<0.001	24	0.015
	2/5/2018	0.007	<0.05	32	8	<0.005	<0.005	<0.002	0.5	0.97	<0.0003	<0.1	8	0.123	0.028	<0.002	4	<0.001	18	0.01
	4/9/2018	0.006	<0.05	69	19	<0.005	<0.005	<0.002	0.4	2.09	<0.0003	<0.1	18	0.356	0.013	0.004	5	<0.001	28	0.035
	7/9/2018	0.004	<0.05	39	8	<0.005	<0.005	<0.002	0.5	2.95	<0.0003	<0.1	10	0.259	0.014	0.005	4	<0.001	22	0.016
	10/2/2018	0.001	<0.05	34	9	<0.005	<0.005	<0.002	0.5	0.4	<0.0003	<0.1	8	0.093	0.038	<0.002	4	<0.001	19	0.012
	1/14/2019	<0.001	<0.05	33	8	<0.005	<0.005	<0.002	0.4J-	1.08	<0.0003	<0.1	8	0.151	0.011	<0.002	4	<0.001	17	<0.008
	4/8/2019	0.009	0.1	103	15	<0.005	<0.005	<0.002	0.8	3.24	<0.0003	<0.1	28	0.575	0.014	<0.002	7	0.004	38	0.019
	7/15/2019	<0.001	<0.05	34	9	<0.005	<0.005	<0.002	0.5	1.75	<0.0003	<0.1	9	0.155	0.007J+	<0.002	4	<0.001	20	<0.008
	10/1/2019	0.004	<0.05	34	8	<0.005	<0.005	<0.002	0.5	1.51	<0.0003	<0.1	8	0.124	0.017	<0.002	4	<0.001	20	0.021
	1/15/2020	<0.001	<0.05	29	8J+	<0.005	<0.005	<0.002	0.5	0.84	<0.0003	<0.1	7	0.08	0.017	<0.002	4	<0.001	19	0.009
	4/7/2020	<0.001	<0.05	34	9	<0.005	<0.005	<0.002	0.4	1.12	<0.0003	<0.1	8	0.112	0.008	<0.002	4	0.004	20	0.008
	7/6/2020	0.002	<0.05	35	9	<0.005	<0.005	<0.002	0.5J+	1.58	<0.0003	<0.1	8	0.122	0.011	<0.002	4	<0.001	19	<0.008
	9/29/2020	0.002	<0.05	35	8J+	<0.005	<0.005	<0.002	0.5J+	1.18	<0.0003	<0.1	9	0.095	0.012	<0.002	4	0.002	18	0.014
	1/11/2021	0.007	<0.05	35	8	<0.005	<0.005	<0.002	0.5	1.61	<0.0003	<0.1	8	0.087	0.022	<0.002	4	<0.001	19	0.011
	4/1/2021	0.005	0.17	131	42	<0.005	<0.005	0.006	0.8	0.31	<0.0003	<0.1	48	0.296	0.032	<0.002	6	0.001	64	0.022
	7/6/2021	0.009	<0.05	39	9	<0.005	<0.005	<0.002	0.4J-	0.97	<0.0003	<0.1	9	0.12	0.016J+	<0.002	4	<0.001	19	0.013
	10/5/2021	0.003	<0.05	35	10	<0.005	<0.005	<0.002	0.5	1.52	<0.0003	<0.1	9	0.119	0.011	<0.002	4	<0.001	18	0.009
	1/5/2022	0.003	<0.05	37	10	<0.005	<0.005	<0.002	0.5	2.31	<0.0003	<0.1	10	0.149	0.01	<0.002	4	0.002	19	<0.008
	5/24/2022	0.001	<0.05	39	10	<0.005	<0.005	<0.002	0.4	3.75	<0.0003	<0.1	10	0.16	0.006	<0.002	4	<0.001	19	<0.008
	7/19/2022	0.001	<0.05	40	10	<0.005	<0.005	<0.002	0.4	4.17	<0.0003	<0.1	10	0.195	0.005	<0.002	4J+	<0.001	18	<0.008
	10/12/2022	0.004	<0.05	38	11	<0.005	<0.005	<0.002	0.5J+	18.4	<0.0003	<0.1	9	0.279	0.011	<0.002	4	<0.001	19	<0.008

Attachment 2

Parrot Tailings Waste Removal Project

CSM Addendum

METALS

Sample Name	Sample Date	As mg/L	B mg/L	Ca mg/L	Cl mg/L	Cr mg/L	Co mg/L	Cu mg/L	F mg/L	Fe mg/L	Pb mg/L	Li mg/L	Mg mg/L	Mn mg/L	Mo mg/L	Ni mg/L	K mg/L	Se mg/L	Na mg/L	Zn mg/L
GS-28B	12/3/2017	0.002	<0.05	33	7	<0.005	<0.005	<0.002	0.5	0.04	<0.0003	<0.1	8	0.26	0.025	<0.002	4	<0.001	23	0.021
	4/17/2018	0.002	<0.05	35	7	<0.005	<0.005	<0.002	0.5	0.03	<0.0003	<0.1	8	0.089	0.021	<0.002	4	<0.001	23	0.014J+
	7/9/2018	0.002	<0.05	36	7	<0.005	<0.005	<0.002	0.5	<0.02	<0.0003	<0.1	8	0.061	0.022	<0.002	4	<0.001	26	0.021
	10/2/2018	0.002	<0.05	33	7	<0.005	<0.005	<0.002	0.5	0.06	<0.0003	<0.1	7	0.208	0.016	<0.002	4	<0.001	22	0.011
	1/14/2019	0.002	<0.05	31	7	<0.005	<0.005	<0.002	0.5J-	<0.02	<0.0003	<0.1	7	0.023	0.013	<0.002	4	<0.001	22	0.011
	4/8/2019	0.002	<0.05	31	7	<0.005	<0.005	<0.002	0.5	<0.02	<0.0003	<0.1	7	0.018	0.013	<0.002	3	<0.001	21	0.011
	7/15/2019	0.002	<0.05	31	7	<0.005	<0.005	<0.002	0.5	<0.02	<0.0003	<0.1	7	0.014	0.013J+	<0.002	3	<0.001	22	0.01
	10/1/2019	0.002	<0.05	31	6	<0.005	<0.005	<0.002	0.5	<0.02	<0.0003	<0.1	7	0.009	0.013	<0.002	4	<0.001	23	0.011
	1/15/2020	0.002	<0.05	29	7J+	<0.005	<0.005	<0.002	0.5	<0.02	<0.0003	<0.1	7	0.005	0.013	<0.002	3	<0.001	23	0.012
	4/7/2020	0.002	<0.05	29	6	<0.005	<0.005	<0.002	0.4	<0.02	<0.0003	<0.1	7	0.004	0.014	<0.002	4	<0.001	23	0.012
	7/6/2020	0.002	<0.05	30	6	<0.005	<0.005	<0.002	0.6J+	<0.02	<0.0003	<0.1	7	0.005	0.013	<0.002	3	<0.001	21	0.011
	9/28/2020	0.002	<0.05	31	7J+	<0.005	<0.005	<0.002	0.5J+	<0.02	<0.0003	<0.1	7	0.005	0.013	<0.002	3	<0.001	21	0.011
	1/11/2021	0.002	<0.05	31	7	<0.005	<0.005	<0.002	0.5	<0.02	<0.0003	<0.1	7	0.004	0.013	<0.002	3	<0.001	22	0.011
	4/1/2021	0.002	<0.05	28	7	<0.005	<0.005	<0.002	0.6	<0.02	<0.0003	<0.1	7	0.005	0.013	<0.002	3	<0.001	20	0.01
	7/6/2021	0.002	<0.05	30	6	<0.005	<0.005	<0.002	0.4J-	<0.02	<0.0003	<0.1	7	0.002	0.013J+	<0.002	3	<0.001	21	0.011
	10/6/2021	0.002	<0.05	30	6	<0.005	<0.005	<0.002	0.5	<0.02	<0.0003	<0.1	7	0.006	0.013	<0.002	3	<0.001	21	0.01
	1/5/2022	0.002	<0.05	30	7	<0.005	<0.005	<0.002	0.6	<0.02	<0.0003	<0.1	7	<0.001	0.013	<0.002	3	<0.001	22	0.012
	5/24/2022	0.002	<0.05	31	7	<0.005	<0.005	<0.002	0.5	<0.02	<0.0003	<0.1	7	0.001	0.013	<0.002	3	<0.001	22	0.012
	7/19/2022	0.002	<0.05	30	7	<0.005	<0.005	<0.002	0.5	<0.02	<0.0003	<0.1	7	0.003	0.013	<0.002	4J+	<0.001	20	0.013
	10/11/2022	0.002	<0.05	31	7	<0.005	<0.005	<0.002	0.6J+	<0.02	<0.0003	<0.1	7	0.001	0.013	<0.002	3	<0.001	21	0.011
GS-29D	12/11/2017	0.035	0.31	66	15	<0.005	<0.005	<0.002	2.5	<0.02	<0.0003	0.6	36	0.002	0.03	<0.002	9	<0.001	201	0.008
	2/16/2018	0.044	0.28	66	16	<0.005	<0.005	0.012	2.7	0.03	<0.0003	0.7	34	0.009	0.031	<0.002	9	<0.001	199	0.03
	4/17/2018	0.046	0.3	69	15	<0.005	<0.005	<0.002	2.9	<0.02	<0.0003	0.7	37	0.001J+	0.03	<0.002	9	<0.001	205	<0.008
	7/9/2018	0.052	0.3	71	15	<0.005	<0.005	0.003	2.9	<0.02	<0.0003	0.6	37	0.002	0.03	<0.002	8	<0.001	188	<0.008
	10/2/2018	0.057	0.29	66	16	<0.005	<0.005	<0.002	3.3	<0.02	<0.0003	0.7	36	<0.001	0.027	<0.002	8	<0.001	203	<0.008
	1/14/2019	0.059	0.3	67	15	<0.005	<0.005	0.003	3	<0.02	<0.0003	0.7	36	<0.001	0.027J+	<0.002	8	<0.001	206	<0.008
	4/8/2019	0.054	0.28	67	15	<0.005	<0.005	0.003	3	<0.02	<0.0003	0.7	36	<0.001	0.027	<0.002	8	<0.001	191	<0.008
	7/15/2019	0.056	0.29	68	15	<0.005	<0.005	<0.002	3.1	<0.02	<0.0003	0.6	37	0.003	0.028	<0.002	8	<0.001	187	<0.008
	10/1/2019	0.057	0.3	66	14	<0.005	<0.005	<0.002	3	<0.02	<0.0003	0.7	36	0.033	0.028	<0.002	8	<0.001	202	<0.008
	1/15/2020	0.056	0.29	64	15J+	<0.005	<0.005	<0.002	3.2	<0.02	<0.0003	0.7	36	<0.001	0.027	<0.002	8	<0.001	205	<0.008
	4/7/2020	0.06	0.29	66	14	<0.005	<0.005	<0.002	2.9	<0.02	<0.0003	0.7	36	<0.001	0.027	<0.002	8	<0.001	208	<0.008
	9/29/2020	0.058	0.29	66	15	<0.005	<0.005	<0.002	2.9	<0.02	<0.0003	0.7	36	<0.001	0.025	<0.002	8	<0.001	207	<0.008
GS-29SR	11/28/2017	0.003	<0.05	44	29	<0.005	<0.005	0.058	1.1	<0.02	<0.0003	<0.1	11	0.006	0.01	<0.002	5	<0.001	30	0.22
	2/6/2018	0.003	<0.05	45	27	<0.005	<0.005	0.052	1	<0.02	<0.0003	<0.1	11	0.004	0.012	<0.002	4	<0.001	28	0.22
	4/9/2018	0.005	<0.05	45	25	<0.005	<0.005	0.079	0.8	<0.02	<0.0003	<0.1	9	0.129	0.01	<0.002	6	<0.001	26	0.516
	7/9/2018	0.004	<0.05	45	26	<0.005	<0.005	0.056	1	0.02	<0.0003	<0.1	10	0.012	0.011	<0.002	5	<0.001	28	0.273
	10/2/2018	0.004	<0.05	41	25	<0.005	<0.005	0.039	1.1	<0.02	<0.0003	<0.1	10	0.007	0.012	<0.002	4	<0.001	29	0.195
	1/14/2019	0.003	<0.05	43	26	<0.005	<0.005	0.036	1	<0.02	<0.0003	<0.1	10	0.004J+	0.013J+	<0.002	5	<0.001	28	0.191
	4/8/2019	0.003	<0.05	26	7	<0.005	<0.005	0.754	0.4	<0.02	<0.0003	<0.1	3	0.135	0.001	<0.002	5	<0.001	9	1.45
	7/15/2019	0.004	<0.05	43	27	<0.005	<0.005	0.169	0.9	<0.02	<0.0003	<0.1	10	0.058	0.009	<0.002	4	<0.001	24	0.515
	10/1/2019	0.004	<0.05	43	26	<0.005	<0.005	0.118	0.9	<0.02	<0.0003	<0.1	10	0.027	0.011	<0.002	5	<0.001	26	0.396
	1/15/2020	0.004	<0.05	40	24J+	<0.005	<0.005	0.088	1.1	<0.02	<0.0003	<0.1	10	0.014	0.011	<0.002	5	<0.001	29	0.29J+
	4/7/2020	0.004	<0.05	42	23	<0.005	<0.005	0.074	1	<0.02	<0.0003	<0.1	10	0.01	0.012	<0.002	4	<0.001	29	0.26
	7/7/2020	0.004	<0.05	40	21	<0.005	<0.005	0.105	1.3J+	<0.02	<0.0003	<0.1	10	0.008	0.013	<0.002	4	<0.001	29	0.322
	9/29/2020	0.004	<0.05	39	20	<0.005	<0.005	0.061	1.2	<0.02	<0.0003	<0.1	9	0.005	0.013	<0.002	4	<0.001	31	0.199
	1/12/2021	0.004	<0.05	42	23	<0.005	<0.005	0.053	1.1	<0.02	<0.0003	<0.1	10	0.01	0.012	<0.002	4	<0.001	29	0.202
	4/1/2021	0.004	<0.05	40	21	<0.005	<0.005	0.1	1.3	<0.02	<0.0003	<0.1	10	0.011	0.013	<0.002	4	<0.001	28	0.291
	7/6/2021	0.004	<0.05	41	18	<0.005	<0.005	0.053	1J-	<0.02	<0.0003	<0.1	9	0.01	0.013J+	<0.002	4	<0.001	30	0.2
	10/6/2021	0.004	<0.05	37	17	<0.005	<0.005	0.043	1.4	<0.02	<0.0003	<0.1	9	0.004	0.014	<0.002	4	<0.001	31	0.176
	1/5/2022	0.004	0.05	36	19	<0.005	<0.005	0.039	1.4	<0.02	<0.0003	<0.1	9	0.003	0.014	<0.002	4	<0.001	34	0.154
	5/25/2022	0.004	<0.05	37	18	<0.005	<0.005	0.033	1.5	<0.02	<0.0003	<0.1	9	0.004	0.014	<0.002	4	<0.001	30	0.156
	7/19/2022	0.003	0.05	37	20	<0.005	<0.005	0.035	1.3	<0.02	<0.0003	<0.1	9	0.006	0.015	<0.002	4	<0.001	33	0.166
	10/12/2022	0.004	<0.05	37	19	<0.005	<0.005	0.035	1.6J+	<0.02	<0.0003	<0.1	9	<0.001	0.015	<0.002	4	<0.001	35	0.172

Attachment 2

Parrot Tailings Waste Removal Project

CSM Addendum

METALS

Sample Name	Sample Date	As mg/L	B mg/L	Ca mg/L	Cl mg/L	Cr mg/L	Co mg/L	Cu mg/L	F mg/L	Fe mg/L	Pb mg/L	Li mg/L	Mg mg/L	Mn mg/L	Mo mg/L	Ni mg/L	K mg/L	Se mg/L	Na mg/L	Zn mg/L
GS-40R	12/5/2017	<0.001	0.08	347	15	<0.005	0.386	0.189	1.4	116	0.0012	0.3	82	87.9	0.001	0.219	20	<0.001	41	49.4
	2/13/2018	<0.001	0.08	369	14	<0.005	0.407	0.225	1	125	<0.0003	0.3	84	87.1	<0.001	0.233	20	<0.001	41	54.6
	4/15/2018	<0.001	0.08	373	14	<0.005	0.387	0.194	1.4J-	125	0.0011	0.3	86	91.2	0.001J+	0.226	20	<0.001	41	54.6
	6/28/2018	<0.001	0.08	359	14	<0.005	0.409	0.196	1.3	121	0.0011	0.4	84	87.9	0.001	0.22	20	<0.001	41	50.9
	10/5/2018	<0.001	0.08	336	16	<0.005	0.396	0.189	1.3	111	0.001	0.3	79	80.9	0.001	0.218	20	<0.001	41	44.7
	1/18/2019	<0.001	0.08	327	17	<0.005	0.383	0.167	1.2	113	0.0009	0.3	86	90	0.001	0.228	20	<0.001	38	45.4
	4/12/2019	<0.001	0.07	317	17	<0.005	0.364	0.17	1.3	106	0.001	0.3	75	77.7	0.001	0.212	19	<0.001	39	44.3
	7/17/2019	<0.001	0.08	313	18	<0.005	0.344	0.173	1.3	106	0.0009	0.3	73	70.2	0.001U	0.194	19	<0.001	38	43.1
	10/4/2019	<0.001	0.08	324	18	<0.005	0.35	0.159	1.3	102	0.0009	0.3	75	83.5	0.001	0.2	19	<0.001	38	42.3
	1/22/2020	<0.001	0.08	321	17J+	<0.005	0.356	0.189	1.6J-	111	0.0011	0.3	75	73.6	0.001	0.188	19	<0.001	39	47.9
	4/13/2020	<0.001	0.08	337	19J+	<0.005	0.395	0.196	1.3J-	114J	0.0011	0.3J+	76J+	81	0.001	0.208	20J+	<0.001	41J+	47.9
	7/8/2020	<0.001	0.09	306	17	<0.005	0.34	0.22	1.5J-	109	0.0012	0.3	68	66.5	0.001	0.168	18	<0.001	39	47.7
	10/2/2020	<0.001	0.08	334	17	<0.005	0.343	0.168	1.5J-	113	0.001	0.3	77	79.7	0.001	0.189	20	<0.001	40	47.8
	1/19/2021	<0.001	0.08	326	16	<0.005	0.369	0.185	1.3	107	0.0012	0.3	76	79	0.001	0.202	20	<0.001	40	47.3
	4/7/2021	<0.001	0.08	311	17	<0.005	0.393	0.194	1.3J-	105	0.0011	0.3	73	73.5	0.001	0.218	20	<0.001	40	46.1
	7/12/2021	<0.001	0.07	289	16	<0.005	0.36	0.208	1.5	94.9	<0.0003	0.3	75	69.7	<0.001	0.199	18	<0.001	37	42.6
	10/13/2021	<0.001	0.07	332	16	<0.005	0.368	0.196	1.4	69.3	0.0009J+	0.3	76	82	<0.001	0.208	19	<0.001	38	47.3
	1/12/2022	<0.001	0.08	307	17	<0.005	0.355	0.198	1.5	101	0.0011	0.3	74	74.3	0.001	0.198	19	<0.001	40	43.1
	5/31/2022	<0.001	0.07	315	17	<0.005	0.369	0.167	1.4	95.4	0.0011	0.3	81	86.5	0.001	0.198	19	<0.001	38	40.2
	7/23/2022	<0.001	0.08	314	17	<0.005	0.332	0.206	1.3	91.7	0.0010	0.3	76	77.9	0.001	0.188	19	<0.001	38	39.0
	10/17/2022	<0.001	0.08	312	19	<0.005	0.368	0.172	1.5	85.1	0.0011	0.3	75	79.0	0.001	0.203	20	<0.001	39	35.4
GS-41D	12/5/2017	0.046	0.23	382	118	<0.005	1.59	787	14.4	1140	0.0429	0.8	169	139	<0.001	0.637	15	<0.001	67	408
	2/14/2018	0.052	0.2	402	111	<0.005	1.71	756	8.9	1160	0.0512	0.8	171	140	<0.001	0.71	15	<0.001	69	406
	4/16/2018	0.038	0.21	417	106	<0.005	1.7	797	9.5J-	1170	0.0426	0.8	187	147	<0.001	0.695	15	0.004	69	401
	6/27/2018	0.041	0.23	396	98	<0.005	1.9	716	9J-	1150	0.0458	0.9	166	143	<0.001	0.73	15	0.005	70	388
GS-41S	12/5/2017	0.089	0.39	379	127	0.005	0.423	257	6	724	0.0873	0.5	111	38.1	0.001	0.301	14	<0.001	98	157
	2/14/2018	0.091	0.34	428	119	0.005	0.411	245	2.5	804	0.0843	0.5	120	36.6	<0.001	0.307	15	<0.001	99	139
	4/16/2018	0.088	0.45	460	135	0.005	0.488	280	3.6J-	575	0.0733	0.5	112	41	<0.001	0.366	15	0.002	118	146
	6/27/2018	0.061	0.47	415	123	<0.005	0.446	274	3.8J-	466	0.0514	0.5	102	40.9	<0.001	0.333	15	0.003	126	140
GS-42D	12/6/2017	0.005	0.21	449	113	<0.005	0.427	93.1	10.7	<0.02	0.0132	0.6	106	186	<0.001	0.431	24	<0.001	68	174
	2/14/2018	0.005	0.2	467	110	<0.005	0.419	106	6.6	0.1	0.0141	0.7	112	190	<0.001	0.448	27	<0.001	75	165
	4/16/2018	0.003	0.21	460	117	<0.005	0.39	95	9.4J-	0.05	0.0128	0.6	106	188	<0.001	0.427	25	0.002	71	178
	6/28/2018	0.003	0.2	464	116	<0.005	0.426	98.9	9J-	0.07	0.0137	0.7	109	186	<0.001	0.435	26	0.002	73	166
	10/5/2018	0.003	0.19	470	134	<0.005	0.382	99.6	8.9J-	0.05	0.0143	0.7	110	182	<0.001	0.432	26	0.002	72	156
	1/18/2019	0.004	0.2	483	142	<0.005	0.342	96.7	8.9	0.05	0.0136	0.6	117	185	<0.001	0.458	25	0.002	66	169
	4/11/2019	0.002	0.18	450	148	<0.005	0.316	94.8	9.4J-	0.04	0.0134	0.7	106	171	<0.001	0.447	26	0.002	69	152
	7/17/2019	0.004	0.19	463	163	<0.005	0.283	93.5	9.2	0.04J+	0.013	0.6	104	161	<0.001	0.427	25	0.002	71	160
	10/4/2019	0.005	0.19	503	160	<0.005	0.272	89.1	10	0.07	0.0127	0.6	106	169	<0.001	0.41	25	0.002	69	161
	1/22/2020	0.004	0.19	488	160J+	<0.005	0.269	92.6	9.3J-	0.05	0.0133	0.6	107	165	<0.001	0.394	25	0.002	66	158
	4/13/2020	0.006	0.19	480	170J+	<0.005	0.283	93.6	13J-	0.04J	0.0128	0.6	106	162	<0.001	0.405	26	0.002	71	156
	7/10/2020	0.005	0.2	460	152	<0.005	0.29	92.5	9.4	0.05	0.0133	0.6	98	163	<0.001	0.402	25	0.002	69	165
	10/2/2020	0.004	0.19	526	130	<0.005	0.31J-	95.4	10.3J-	0.09	0.0122	0.6	114	180	<0.001	0.39	26	0.002	74	166
	1/19/2021	0.005	0.19	497	144	<0.005	0.332	95.4	10J-	0.05	0.0135	0.6	111	170	<0.001	0.426	26	0.002	71	159
	3/9/2021	0.004	0.19	481	156	<0.005	0.302	91.7	10.5	0.04	0.0128	0.6	105	175	<0.001	0.402	24	0.002	68	160

Attachment 2

Parrot Tailings Waste Removal Project

CSM Addendum

METALS

Sample Name	Sample Date	As mg/L	B mg/L	Ca mg/L	Cl mg/L	Cr mg/L	Co mg/L	Cu mg/L	F mg/L	Fe mg/L	Pb mg/L	Li mg/L	Mg mg/L	Mn mg/L	Mo mg/L	Ni mg/L	K mg/L	Se mg/L	Na mg/L	Zn mg/L
GS-42S	12/6/2017	0.008	0.11	438	228	<0.005	0.406	232	8.1	723	0.0038	0.5	92	32.3	<0.001	0.28	13	<0.001	90	169
	2/14/2018	0.008	0.1	460	205	<0.005	0.421	267	3.4	754	0.0033	0.6	101	35	<0.001	0.296	14	<0.001	90	162
	4/16/2018	0.005	0.12	470	201	<0.005	0.384	242	4.1J-	751	0.0033	0.6	96	31.8	<0.001	0.274	13	0.002	87	172
	6/28/2018	0.005	0.12	407	182	<0.005	0.316	195	4.3J-	538	0.0032	0.5	72	22	<0.001	0.235	12	0.002	87	127
	10/5/2018	0.004	0.12	394	175	<0.005	0.257	177	1.2J-	483	0.0029	0.4	61	18.1	<0.001	0.183	13	0.001	77	105
	1/18/2019	0.005	0.17	470	206	<0.005	0.274	172	4.5	485	0.0029	0.4	63	19.1	<0.001	0.197	14	0.002	89	122
	4/11/2019	0.003	0.15	502	216	<0.005	0.264	157	4.6J-	422	0.0024	0.4	58	17.8	<0.001	0.196	13	0.002	89	106
	7/17/2019	0.005	0.14	470	296	<0.005	0.284	153	5.8	390	0.0025	0.4	64J+	18.8	<0.001	0.207	13	0.001	101	116
	10/4/2019	0.006	0.13	494	290	<0.005	0.325	168	6.2	454	0.0027	0.5	71	21.6	<0.001	0.248	14	0.002	94	146
	1/22/2020	0.007	0.12	485	222J+	<0.005	0.346	245	5.5J-	680	0.003	0.5	90	26.3	<0.001	0.25	14	0.002	82	169
	4/13/2020	0.008	0.1	470	215J+	<0.005	0.366	252	11.5J-	705J	0.0026	0.6J+	92J+	28.3	<0.001	0.253	15J+	0.003	88J+	172
	7/10/2020	0.006	0.09	461	526	<0.005	0.252	178	5.7	402	0.0013	0.5	66	17.3	<0.001	0.204	13	0.001	130	129
	10/2/2020	0.005	0.11	491	386	<0.005	0.272J-	205	5.3J-	515	0.0009	0.5	82	22.9	<0.001	0.21	14	0.002	112	139
	1/19/2021	0.007	0.1	490	313	<0.005	0.365	219	4.8J-	674	0.0027	0.6	100	31.2	<0.001	0.264	15	0.002	104	142
	3/9/2021	0.006	0.1	473	230	<0.005	0.337	219	5.2	638	0.0022	0.6	93	29	<0.001	0.25	12	0.002	91	153
IDW-Outfall	10/7/2019	0.009	0.35	480	222	<0.005	0.877	136	7.7	121	0.015	0.5	106	103	0.002	0.334	20	0.003	106	137
	10/21/2019	0.012	0.45	457	205	<0.005	1.3	195	7.3	212	0.0187	0.6	134	132	<0.001	0.435	21	0.004	110	186
	10/28/2019	0.011	0.35	456	219	<0.005	1.27	197	8.8	238	0.0184	0.6	125	134	<0.001	0.401	20	0.003	101	192
	3/27/2020	0.004	0.39	396	137	<0.005	0.294	41.6J	5.2	2.62J	0.0045	0.3	67	41.5J	0.002	0.163	12	0.003	91	76.4J
	4/2/2020	0.006J	0.39	438	142	<0.005	0.375	77J	5.6	33J	0.0079J	0.4	76	46.1J	0.002	0.208	15	0.003J+	104	91.1J
	4/9/2020	0.008J	0.37	486	164	<0.005	0.628	113J	6	66.6J	0.0124J	0.4	91	76.6J	<0.001	0.25	16	0.003	103	123J
	4/14/2020	0.009J	0.32	446	187	<0.005	1.03	154J	8.8	136J	0.0147J	0.5	111	114J	<0.001	0.332	18	0.004	105	158J
	5/14/2020	0.011	0.31	459	186	<0.005	1.27	236	8.7	305	0.0158	0.6	127	148	<0.001	0.432	17	0.003	102	226
	6/15/2020	0.008	0.29	424	180	<0.005	1.27	205	9.4	307	0.0156	0.6	124	138	<0.001	0.445	18	0.003	91	217
	7/14/2020	0.009	0.29	413	183	<0.005	1.13	212	8.3	332	0.0163	0.6	118	130	<0.001	0.39	18	0.002	88	209
	8/13/2020	0.009	0.28	426	180	<0.005	1.17	222	8.1	339	0.0164	0.6	122	123	<0.001	0.43	19	0.003	92	193
	9/28/2020	0.008	0.27	426	160	<0.005	1.15	200	7.3	355	0.0143	0.6	123	122	<0.001	0.43	18	0.003	86	190
	10/29/2020	0.008	0.29	430	163	<0.005	1.03	192	7.5	377	0.0125	0.6	120	126	<0.001	0.381	18	0.002	84	194
	3/12/2021	0.003	0.32	359	131	<0.005	0.32	45.5	4.7J+	17.8	0.0043	0.3	61	38.9	<0.001	0.182	12	0.003	79	76
	4/8/2021	0.008	0.26	397	161	<0.005	1.02	177	8.3	314	0.0115	0.5	109	109	<0.001	0.364	16	0.003	81	168
	8/20/2021	0.012	0.21	417	130	<0.005	0.925	143	6.4	335	0.0187	0.5	106	96.1	0.007	0.36	18	0.002	77J+	160
	9/21/2021	0.012	0.24	422	139	<0.005	0.972	161	6.6	384	0.0184	0.5	112	112	<0.001	0.352	18	0.003	79	175
	10/13/2021	0.012	0.23	441	157	<0.005	0.986	158	7.2	397	0.0192	0.5	117	112	<0.001	0.35	18	0.003	79	176
	11/30/2021	0.012	0.24	432	144	<0.005	0.986	153	6.9	385	0.0206	0.6	116	107	<0.001	0.36	17	0.003	72	181
	12/23/2021	0.011	0.26J+	433	153	<0.005	1.04	151	7.8	406	0.019	0.5	120	118	<0.001	0.404	18	0.002	79	183
	1/13/2022	0.011	0.23	425	151	<0.005	1	159	7.4	386	0.0188	0.6	123	108	<0.001	0.372	18	0.002	84	167
	2/17/2022	0.011	0.22	416	145	<0.005	1	150	7.4	404	0.0167	0.6	114	106	<0.001	0.358	17	0.003	76	162
	3/19/2022	0.008	0.23	408	155	<0.005	0.931	152	7	378	0.0184	0.5	117	110	<0.001	0.335	17	0.003	78	169
	4/19/2022	0.01	0.24	431	162	<0.005	1.02	146	7.1	415	0.018	0.6	126	113	<0.001	0.394	17	0.004	81	172
	7/25/2022	0.003	0.55	167	216	<0.005	0.009	0.068	0.8	<0.02	<0.0003	0.2	48	31.9	0.020	0.048	11	<0.001	89	8.10

Attachment 2

Parrot Tailings Waste Removal Project

CSM Addendum

METALS

Sample Name	Sample Date	As mg/L	B mg/L	Ca mg/L	Cl mg/L	Cr mg/L	Co mg/L	Cu mg/L	F mg/L	Fe mg/L	Pb mg/L	Li mg/L	Mg mg/L	Mn mg/L	Mo mg/L	Ni mg/L	K mg/L	Se mg/L	Na mg/L	Zn mg/L
MF-07	12/3/2017	0.003	0.55	162	196	<0.005	0.012	0.068	0.7	<0.02	<0.0003	0.2	46	38.1	0.022	0.046	10	<0.001	85	7.34
	2/8/2018	0.003	0.5	166	192	<0.005	0.012	0.067	0.7	0.06	<0.0003	0.2	44	36.1	0.024	0.047	10	<0.001	86	7.03
	4/11/2018	0.003	0.51	176	184	<0.005	0.01	0.123	0.5	<0.02	<0.0003	0.2J+	42	35.4	0.017	0.041	9J+	<0.001	81J+	8.86
	7/11/2018	0.003	0.65	205	224	<0.005	0.013	0.21	0.6	0.09	<0.0003	0.2	52	42.1	0.02	0.054	11	<0.001	96	10.7
	10/4/2018	0.003	0.63	231	219	<0.005	0.015	0.224	0.7	<0.02	<0.0003	0.2	61	50	0.02	0.067	13	<0.001	106	10.6
	1/15/2019	0.003	0.58	207	219	<0.005	0.013	0.137	0.7	<0.02	<0.0003	0.2	55	43.9	0.023	0.058	10	<0.001	94	9.25
	4/9/2019	0.002	0.61	211	170	<0.005	0.012	0.418	0.7	0.03	<0.0003	0.2	50	38.2	0.016	0.056	10	<0.001	79	14
	7/16/2019	0.003	0.59	220	225	<0.005	0.014	0.319	0.6	<0.02	<0.0003	0.1	59	48.9	0.02	0.062	10	<0.001	92	11.1
	10/2/2019	0.003	0.65	250	222	<0.005	0.016	0.306	0.6J+	<0.02	<0.0003	0.2	67	50.8	0.022	0.072	13	<0.001	110	11.1
	1/17/2020	0.003	0.59	217	246J+	<0.005	0.014	0.173	0.7	<0.02	<0.0003	0.2	58	44.8	0.021	0.062	12	<0.001	106	10.2
	4/10/2020	0.003	0.57	205	256	<0.005	0.014	0.144	0.5	<0.02UJ	<0.0003	0.2	57	44.1	0.021	0.063	11	<0.001	106	10
	7/8/2020	0.003	0.62	201	202	<0.005	0.012	0.159	0.7J+	<0.02	<0.0003	0.2	52	39.9	0.021	0.054	11	<0.001	101	8.63
	10/1/2020	0.003	0.69	182	219	<0.005	0.011	0.13	0.7J-	<0.02	<0.0003	0.2	48	37.2	0.022	0.049	11	<0.001	96	8.35
	1/15/2021	0.004	0.61	166	232	<0.005	0.012	0.106	0.6J	<0.02UJ	<0.0003	0.2	45	35.4	0.022	0.054	11	<0.001	98	8.38
	4/6/2021	0.004	0.55	164	205	<0.005	0.011	0.091	0.7	<0.02	<0.0003	0.2	45	34.2	0.02	0.05	10	<0.001	96	8.15
	7/9/2021	0.003	0.58	158	189	<0.005	0.011	0.093	0.7	<0.02	<0.0003	0.1	43	33.1	0.022J+	0.049	11	<0.001	91	7.56
	10/11/2021	0.004	0.59	175	210	<0.005	0.011	0.098	0.7	<0.02	<0.0003	0.2	47	35.3	0.023	0.056	12	<0.001	93	8.47
	1/11/2022	0.004	0.55	189	246	<0.005	0.011	0.089	0.8	<0.02	<0.0003	0.2	50	36	0.021	0.056	11	<0.001	92	9.01
	5/27/2022	0.003	0.5	194	253	<0.005	0.01	0.065	0.7	<0.02	<0.0003	0.1	51	35.3	0.021	0.055	11	<0.001	92	8.79
	7/21/2022	0.003	0.55	167	216	<0.005	0.009	0.068	0.8	<0.02	<0.0003	0.2	48	31.9	0.020	0.048	11	<0.001	89	8.10
	10/13/2022	0.004	0.58	177	282	<0.005	0.011	0.085	0.9	<0.02	<0.0003	0.2	52	35.6	0.022	0.058	13	<0.001	97	8.61
MF-07B	12/4/2017	0.002	0.29	115	59	<0.005	0.011	0.265	0.6	0.22	0.0007	0.2	37	16.7	0.003	0.034	12	<0.001	62	6.84
	2/8/2018	0.002	0.3	123	68	<0.005	0.016	0.612	0.7	0.07	0.0006	0.2	36	23.9	0.003	0.042	12	<0.001	65	8.34
	4/12/2018	0.002	0.31	129	65	<0.005	0.011	0.652	0.7	<0.02	0.0004	0.2	37	23.2	0.002	0.036	12	<0.001	61	8.37
	7/11/2018	0.002	0.28	118	59	<0.005	0.008	0.55	0.6	0.05	0.0005	0.2	35	16.6J-	0.002	0.035	12	<0.001	62	6.91
	10/4/2018	0.003	0.29	120	66	<0.005	0.007	0.445	0.7	<0.02	0.0004	0.2	36	15.6	0.002	0.035	12	<0.001	64	6.79
	1/15/2019	0.003	0.32	132	71	<0.005	0.011	0.61	0.7	0.07	0.0007	0.2	38	22	0.002	0.04	11	<0.001	56	8.14
	4/9/2019	0.002	0.3	133	79	<0.005	0.013	0.763	0.8	<0.02	<0.0003	0.2	37	24	0.002	0.04	12	<0.001	61	7.68
	7/16/2019	0.002	0.3	121	73	<0.005	0.009	0.656	0.8	<0.02	0.0004	0.2	36	20	0.002	0.036	11	<0.001	56	7.8
	10/2/2019	0.003	0.29	123	71	<0.005	0.008	0.502	0.7J+	<0.02	<0.0003	0.2	37	15.8	0.002	0.035	11	<0.001	60	6.6
	1/17/2020	0.003	0.29	123	71J+	<0.005	0.008	0.47	0.7	<0.02	<0.0003	0.2	36	16.2	0.002	0.035	11	<0.001	60	6.73
	4/10/2020	0.003	0.3	125	72	<0.005	0.011	0.682	0.8	<0.02UJ	<0.0003	0.2	37	21.6	0.002	0.038	12	<0.001	63	7.53
	7/8/2020	0.003	0.3	123	85	<0.005	0.011	0.687	0.9J+	<0.02	<0.0003	0.2	36	21.7	0.002	0.038	11	<0.001	61	7.44
	10/1/2020	0.003	0.3	124	64	<0.005	<0.005	0.311	0.6J-	<0.02	<0.0003	0.2	37	11.4	0.002	0.029	11	<0.001	60	5.77
	1/15/2021	0.003	0.29	114	63	<0.005	<0.005	0.282	0.5J	<0.02UJ	0.0005	0.2	34	10.6	0.002	0.03	11	<0.001	63	5.38
	4/6/2021	0.003	0.3	116	76	<0.005	0.009	0.461	0.8	<0.02	0.0003	0.2	35	18	0.002	0.037	11	<0.001	62	7.07
	7/9/2021	0.003	0.3	118	64	<0.005	<0.005	0.323	0.6	<0.02	0.0004	0.2	35	12.2	0.021J+	0.031	11	<0.001	61	5.82
	10/11/2021	0.002	0.29	117	59	<0.005	<0.005	0.251	0.6	<0.02	0.0004	0.2	35	10.1	0.002	0.03	11	<0.001	64	5.19
	1/11/2022	0.003	0.3	134	62	<0.005	<0.005	0.24	0.6	<0.02	0.0006	0.2	36	10.1	0.002	0.03	11	<0.001	63	5.43
	5/27/2022	0.003	0.29	120	66	<0.005	<0.005	0.234	0.6	<0.02	0.0006	0.2	37	10.7	0.002	0.029	11	<0.001	65	5.29
	7/21/2022	0.003	0.30	122	68	<0.005	<0.005	0.228	0.7	<0.02	0.0007	0.2	38	11.8	0.002	0.029	12	<0.001	66	5.58
	10/13/2022	0.003	0.30	118	64	<0.005	<0.005	0.234	0.7	<0.02	0.0007	0.2	38	9.88	0.002	0.029	12	<0.001	67	4.96

Attachment 2

Parrot Tailings Waste Removal Project

CSM Addendum

METALS

Sample Name	Sample Date	As mg/L	B mg/L	Ca mg/L	Cl mg/L	Cr mg/L	Co mg/L	Cu mg/L	F mg/L	Fe mg/L	Pb mg/L	Li mg/L	Mg mg/L	Mn mg/L	Mo mg/L	Ni mg/L	K mg/L	Se mg/L	Na mg/L	Zn mg/L
MF-11	11/30/2017	0.005	0.25	70	67	<0.005	<0.005	0.006	0.6	0.06	<0.0003	<0.1	20	0.766	0.022	<0.002	5	<0.001	38	0.173
	2/8/2018	0.005	0.26	76	66	<0.005	<0.005	0.005	0.5	0.07	<0.0003	<0.1	21	0.905	0.028	<0.002	5	<0.001	39	0.133
	4/12/2018	0.009	7.47	162	315	<0.005	<0.005	0.046	1.3	<0.02	<0.0003	<0.1	131	0.993	0.026	0.005	19	0.004	283	7.48
	7/10/2018	0.01	0.35	74	68	<0.005	<0.005	0.018	0.5	0.03	<0.0003	<0.1	25	0.626J-	0.025	<0.002	8	<0.001	41	1.24
	10/3/2018	0.007	0.26	80	67	<0.005	<0.005	0.009	0.6	0.04	<0.0003	<0.1	22	0.786	0.025	<0.002	6	<0.001	41	0.356
	1/16/2019	0.005	0.26	76	68	<0.005	<0.005	0.007	0.6	0.05	<0.0003	<0.1	21	0.824	0.025	<0.002	5	<0.001	35	0.186
	4/10/2019	0.014	9.94	229	152	<0.005	<0.005	0.079	2.3J-	0.03	<0.0003	<0.1	133	1.43	0.037	0.008	21	0.002	196	8.7
	7/16/2019	0.007	0.34	81	70	<0.005	<0.005	0.014	0.6	<0.02	<0.0003	<0.1	24	0.992	0.025	<0.002	6	<0.001	45	0.78
	10/2/2019	0.006	0.37	95	71	<0.005	<0.005	0.012	0.6J+	0.02	<0.0003	<0.1	26	1.11	0.027	<0.002	6	<0.001	47	0.356
	1/20/2020	0.005	0.27	80	62J+	<0.005	<0.005	0.007	0.6	0.04	<0.0003	<0.1	22	0.779	0.025	<0.002	5	<0.001	39	0.184
	4/9/2020	0.005	0.25	75	57	<0.005	<0.005	0.006	0.5J-	0.04	<0.0003	<0.1	20	0.787	0.023	<0.002	5	<0.001	41	0.154
	7/7/2020	0.004	0.73	100	85	<0.005	<0.005	0.018	0.8J-	<0.02	<0.0003	<0.1	38	1.66	0.028	0.004	9	<0.001	66	3.99
	9/30/2020	0.005	0.3	95	81	<0.005	<0.005	0.006	0.5J-	0.06	<0.0003	<0.1	25	0.853	0.024	<0.002	6	<0.001	45	0.276
	1/15/2021	0.005	0.29	87	65	<0.005	<0.005	0.006	0.5	0.06	<0.0003	<0.1	24	0.862	0.024J	<0.002	6	<0.001	44	0.148
	4/5/2021	0.005	0.24	84J+	61	<0.005	<0.005	0.005	0.6	0.05	<0.0003	<0.1	23	0.796J+	0.021J+	<0.002	5	<0.001	39	0.106
	7/8/2021	0.005	0.3	99	74	<0.005	<0.005	0.005	0.6	0.07	<0.0003	<0.1	25	1.05	0.023J+	<0.002	5	<0.001	43	0.1
	10/8/2021	0.005	0.32	102	70	<0.005	<0.005	0.006	0.6	0.06J+	<0.0003	<0.1	28	0.959	0.024	<0.002	6	0.001	46	0.093
	1/10/2022	0.005	0.35	94	64	<0.005	<0.005	0.006	0.7	0.07	<0.0003	<0.1	26	1.12	0.025	<0.002	6	<0.001	44	0.077
	5/26/2022	0.005	0.29	89	63	<0.005	<0.005	0.004	0.7	0.03	<0.0003	<0.1	24	0.999	0.023	<0.002	5	<0.001	40	0.056
	7/21/2022	0.004	0.34	91	70	<0.005	<0.005	0.006	0.6	0.04	<0.0003	<0.1	26	1.21	0.025	<0.002	6	<0.001	45	0.059
	10/13/2022	0.005	0.34	97	75	<0.005	<0.005	0.005	0.7	0.07	<0.0003	<0.1	27	1.18	0.026	<0.002	6	<0.001	45	0.056
MH-MSD108	11/14/2017	0.011	0.31	191	93	<0.005	0.089	5.68	0.6	28.6	0.0079	0.2	52	18.7	0.004	0.043	10	<0.001	59	17.5
	2/15/2018	0.007	0.3	202	120	<0.005	0.086	4.5	0.4	24.4	0.0017	0.2	60	17.4	0.004	0.042	10	<0.001	68	15.4
	4/19/2018	0.009	0.38	187	105	<0.005	0.075	9.63	0.6	23.6	0.0044	0.3	53	16.7	0.004	0.038	10	<0.001	66	18.2
	7/10/2018	0.008	0.47	204	83	<0.005	0.092	13.6	0.6	26.2	0.0309	0.2	56	18.4	0.004	0.048	11	<0.001	67	23.3
	10/4/2018	0.006	0.42	187	94	<0.005	0.104	9.07	0.8	29.1	0.0065	0.2	52	20.1	0.004	0.051	10	<0.001	63	21
	1/8/2019	0.008	0.35	200	97	<0.005	0.103	5.84	0.7	29.6	0.0025	0.2	55	19.7	0.004	0.049	11	<0.001	69	19.2
	10/8/2019	0.008	0.44	201	88	<0.005	0.088	6.98	0.7J+	21.7	0.0178	0.2	56	19.1	0.004	0.045	10	<0.001	60	20.1
	2/11/2020	0.007	0.32	185	110	<0.005	0.087	4.31	0.6	20.7J+	0.0041	0.2J	54	17.9	0.003	0.042	10	<0.001	69	15.6
	5/22/2020	0.005	0.34	165	94	<0.005	0.066	3.08	0.4	13.9	0.0007	0.2	47	14.1	0.004	0.033	10	<0.001	65	12.2
	7/14/2020	0.004	0.39	181	85	<0.005	0.079	5.7	0.7	15.2	0.0027	0.2	49	16.7	0.003	0.04	10	<0.001	60	17.2
	9/29/2020	0.005	0.38	178	75J+	<0.005	0.08	4.53	0.7J+	16.1	0.0011	0.2	48	16.8	0.003	0.038	9	<0.001	56	15.8
	1/19/2021	0.009	0.3	186	84	<0.005	0.101	4.11	0.6J-	21.8	0.0019	0.2	51	18.3	0.003	0.044	10	<0.001	61	15.5
	3/24/2021	0.005	0.32	183	116	<0.005	0.074	4.08	0.6	17.7	0.0013	0.2	53	14.7	0.004	0.039	10	<0.001	69	13.2
	7/14/2021	0.008	0.27	166	60	<0.005	0.058	2.33	0.5J+	12.9	0.0046	0.2	44	12.8	0.004J+	0.03	10	<0.001	58	10.2
	9/23/2021	0.005	0.27	173	58	<0.005	0.059	2.56	0.5	12.6	<0.0003	0.2	45	13	0.004	0.031	10	<0.001	57	10.4
	1/18/2022	0.006	0.18	178	70	<0.005	0.059	2.15	0.6	10.1	0.0027	0.2	47	12.7	0.004	0.031	10	<0.001	56	9.99
	7/20/2022	0.004	0.29	171	68	<0.005	0.055	2.99	0.6	8.96	0.0011	0.2	46	12.0	0.004	0.029	10	<0.001	59	10.1
	11/15/2022	0.006	0.28	171	69	<0.005	0.061	2.62	0.7J	12.8	0.0007	0.2	47	13.0	0.004	0.033	10	<0.001	53	10.9

Attachment 2

Parrot Tailings Waste Removal Project

CSM Addendum

METALS

Sample Name	Sample Date	As mg/L	B mg/L	Ca mg/L	Cl mg/L	Cr mg/L	Co mg/L	Cu mg/L	F mg/L	Fe mg/L	Pb mg/L	Li mg/L	Mg mg/L	Mn mg/L	Mo mg/L	Ni mg/L	K mg/L	Se mg/L	Na mg/L	Zn mg/L
MH-MSD113	11/14/2017	0.025	0.39	250	182	<0.005	0.298	16	1	102	0.0209	0.3	68	50.1	0.004	0.119	11	<0.001	80	50.8
	2/15/2018	0.024	0.45	269	309	<0.005	0.33	16.8	1	105	0.0208	0.5	87	53.2	0.004	0.132	13	<0.001	112	50.3
	4/19/2018	0.023	0.51	257	258	<0.005	0.301	15.5	1	97	0.0193	0.5	76	49.6	0.004	0.112	12	<0.001	102	45.3
	7/10/2018	0.022	0.47	269	194	<0.005	0.312	24.2	1.4	98.3	0.0337	0.4	76	49.9	0.004	0.126	12	<0.001	86	50
	10/4/2018	0.022	0.49	258	217	<0.005	0.332	21.4	1.3	102	0.031	0.4	72	50.3	0.004	0.131	12	<0.001	91	49.9
	1/8/2019	0.023	0.48	260	266	<0.005	0.34	20	1.5	109	0.0229	0.4	76	52.9	0.004	0.132	13	<0.001	113	53.5
	4/2/2019	0.019	0.73	286	440	<0.005	0.299	18.7	1.4	96	0.026	0.7	103	48.5	0.004	0.127	12	<0.001	138	46.7
	10/8/2019	0.027	0.52	260	209	<0.005	0.273	15.7	1J+	84.1	0.035	0.4	71	46.8	0.006	0.11	12	<0.001	87	42.2
	2/11/2020	0.021	0.46	258	315	<0.005	0.332	15.6	1.4	88J+	0.0195	0.5J	83	53.5	0.003	0.13	12	<0.001	119	48.2
	5/22/2020	0.021	0.48	225	258	<0.005	0.272	12.3	0.5	71.7	0.0166	0.4	67	44.7	0.005	0.106	11	<0.001	107	39.1
	7/14/2020	0.02	0.5	228	199	<0.005	0.27	13.7	1.1	68.7	0.0295	0.3	63	44.7	0.005	0.104	11	<0.001	84	41.1
	9/29/2020	0.019	0.42	233	169J+	<0.005	0.257	12.9	1J+	75.6	0.0163	0.3	64	46.3	0.005	0.1	11	<0.001	76	40.6
	1/19/2021	0.023	0.4	266	216	<0.005	0.35	14.7	1.1J-	91.9	0.0179	0.4	77	53.6	0.004	0.136	12	<0.001	87	47.8
	3/24/2021	0.021	0.52	267	358	<0.005	0.314	14.3	1	84.8	0.018	0.5	90	50.7	0.004	0.126	12	<0.001	130	46.2
	7/14/2021	0.023	0.43	220	159	<0.005	0.265	9.05	0.8J+	64.3	0.0161	0.3	61	44.9	0.006J+	0.099	12	<0.001	81	35.4
	9/23/2021	0.018	0.44	229	154	<0.005	0.265	8.82	0.8	63.2	0.0091	0.3	64	43.6	0.005	0.096	12	<0.001	77	34
	1/18/2022	0.022	0.46	256	226	<0.005	0.298	11.4	1	75	0.0132	0.4	75	51.2	0.005	0.114	12	<0.001	83	39.9
	7/20/2022	0.017	0.49	225	187	<0.005	0.237	10.0	0.9	54.3	0.0136	0.4	64	40.4	0.005	0.090	12	<0.001	88	33.0
	11/15/2022	0.024	0.45	231	166	<0.005	0.285	11.8	1.0	67.5	0.0184	0.3	66	46.3	0.006	0.111	12	<0.001	76	39.4
MH-MSD116	11/14/2017	0.005	0.17	223	269	<0.005	0.307	37.1	1.9	173	0.0281	0.3	58	40.3	<0.001	0.136	8	<0.001	111	65.7
	2/15/2018	0.013	0.35	295	341	<0.005	0.469	37.7	1.9	213	0.0443	0.4	82	64.8	<0.001	0.204	12	<0.001	135	86
	4/19/2018	0.03	0.56	394	236	<0.005	0.903	49.4	2.6	319	0.0454	0.7	126	137	<0.001	0.372	17	<0.001	109	145
	7/10/2018	0.013	0.51	332	307	<0.005	0.52	55	2.9	228	0.0512	0.5	94	76.2	<0.001	0.231	13	<0.001	114	100
	10/4/2018	0.004	0.22	258	466	<0.005	0.319	40.1	2.1	168	0.0219	0.4	68	31.5	<0.001	0.138	9	<0.001	171	61.8
	1/8/2019	0.013	0.52	309	401	<0.005	0.528	48.4	2.6	259	0.0541	0.5	87	70.1	<0.001	0.22	12	<0.001	148	102
	4/2/2019	0.026	0.38	421	280	<0.005	0.916	42.5	2.4	368	0.0402	0.8	145	148	<0.001	0.394	16	<0.001	117	158
	10/8/2019	0.016	0.38	325	249	<0.005	0.608	42	2.7J+	223	0.0479	0.5	96	94.8	<0.001	0.256	13	<0.001	111	105
	2/11/2020	0.009	0.27	225	271	<0.005	0.387	32	1.7	154J+	0.0435	0.4J	66	52	<0.001	0.164	9	<0.001	106	69.1
	5/22/2020	0.026	0.26	393	215	<0.005	0.955	45.5	3.2	335	0.0313	0.7	140	164	<0.001	0.41	16	<0.001	108	169
	7/14/2020	0.014	0.44	295	313	<0.005	0.469	46.6	2.5	197	0.0455	0.5	82	71.4	<0.001	0.213	11	<0.001	129	91.2
	9/29/2020	0.01	0.37	249	273J+	<0.005	0.331	34.5	1.8J+	157	0.0339	0.3	66	51.3	<0.001	0.149	10	<0.001	108	67.6
	1/19/2021	0.018	0.18	421	225	<0.005	0.936	45.2	2.4J-	338	0.0561	0.7	135	140	<0.001	0.39	15	<0.001	114	155
	3/24/2021	0.01	0.51	316	461	<0.005	0.415	45.9	2.4	185	0.0485	0.5	92	58.3	<0.001	0.194	10	<0.001	146	82.8
	7/14/2021	0.001	0.26	130	166	<0.005	0.152	7.96	0.7	75	0.0094	0.2	35	16.5	0.001	0.058	6	<0.001	84	24.9
	9/23/2021	0.028	0.34	366	201	<0.005	0.82	41.9	2.3	306	0.033	0.6	117	147	0.001	0.35	16	<0.001	103	150
	1/18/2022	0.025	0.4	379	222	<0.005	0.829	37.6	2.3	299	0.0455	0.6	109	117	<0.001	0.33	15	<0.001	106	136
	7/20/2022	0.017	0.24	404	398	<0.005	0.817	72.0	3.9	304	0.0489	0.6	121	118	<0.001	0.328	15	<0.001	151	145
	11/15/2022	0.028	0.35	368	208	<0.005	0.766	36.3	2.5	277	0.0395	0.5	113	118	<0.001	0.321	15	<0.001	101	137

Attachment 2

Parrot Tailings Waste Removal Project

CSM Addendum

METALS

Sample Name	Sample Date	As mg/L	B mg/L	Ca mg/L	Cl mg/L	Cr mg/L	Co mg/L	Cu mg/L	F mg/L	Fe mg/L	Pb mg/L	Li mg/L	Mg mg/L	Mn mg/L	Mo mg/L	Ni mg/L	K mg/L	Se mg/L	Na mg/L	Zn mg/L
MSD-02A	12/5/2017	<0.001	0.32	122	65	<0.005	0.142	0.281	0.9	<0.02	0.0024	0.1	28	24.4	<0.001	0.058	9	<0.001	45	14
	4/18/2018	0.006	0.27	121	90	<0.005	0.144	0.256	0.7	2.34	0.0016	0.1	28	23.6	<0.001	0.055	9	<0.001	43	13.9
	7/12/2018	<0.001	0.31	141	75	<0.005	0.158	0.29	0.8	0.03	0.0024	0.1	33	27.5	<0.001	0.066	9	<0.001	46	16.8
	10/5/2018	0.001	0.38	135	66	<0.005	0.169	0.326	0.6J-	0.04	0.0028	0.1	31	25.7	<0.001	0.067	10	<0.001	48	14.6
	1/16/2019	0.001	0.31	124	62	<0.005	0.145	0.322	0.8	0.04	0.0024	0.1	28	24	0.002	0.06	8	<0.001	40	14.6
	4/10/2019	0.024	1.55	151	161	<0.005	0.151	8.36	1.5J-	10.5	0.0094	0.2	51	34.8	<0.001	0.076	10	0.001	89	83
	7/16/2019	0.002	0.28	131	75	<0.005	0.144	0.356	0.9	0.08J+	0.0016	0.1J+	29	23.8	<0.001	0.062	8	<0.001	43	14.4
	10/3/2019	0.002	0.32	122	67	<0.005	0.152	0.378	0.8	0.21	0.0013	0.1	29	23.1	<0.001	0.067	9	<0.001	44	14.3
	1/21/2020	0.002	0.29	118	63	<0.005	0.13	0.307	0.7	0.04	0.0015J+	0.1	27	21.9	<0.001	0.056	8	<0.001	41	13.7
	4/9/2020	0.001	0.27	118	59	<0.005	0.124	0.326	0.5	0.02	0.0012	0.1	27	21.3	<0.001	0.055	7	<0.001	40	13.1
	7/8/2020	0.001	0.3	114	63	<0.005	0.121	0.281	0.8	<0.02	0.0013	0.1	26	21.2	<0.001	0.052	8	<0.001	39	12.9
	10/1/2020	0.002	0.35	103	56	<0.005	0.112	0.257	0.7J-	0.03	0.0014	0.1	24	19.5	<0.001	0.05	9	<0.001	42	12
	1/18/2021	0.001	0.31	91	57	<0.005	0.104	0.249	0.7J	<0.02	0.0014	0.1	21	17.9	<0.001	0.048	8	<0.001	39	10.9
	4/7/2021	0.001	0.27	84	47	<0.005	0.101	0.259	0.7J-	<0.02	0.0011	0.1	20	16.2	<0.001	0.045	7	<0.001	36	9.99
	7/7/2021	0.001	0.29	70	31	<0.005	0.074	0.172	0.6	<0.02	0.0008	<0.1	15	12.3	<0.001	0.033	6	<0.001	31	7.58
	10/12/2021	0.001	0.29	52	36	<0.005	0.06	0.144	0.7	<0.02	0.0008	<0.1	15	11.3	<0.001	0.027	6	<0.001	29	6.55
	1/10/2022	0.001	0.26	49	35	<0.005	0.054	0.139	0.7	<0.02	0.0006	<0.1	12	9.22	<0.001	0.024	6	<0.001	27	5.6
	5/25/2022	0.001	0.18	38	26	<0.005	0.038	0.1	0.7	<0.02	0.0005	<0.1	9	7.18	<0.001	0.016	4	<0.001	22	4.42
	7/20/2022	0.001	0.17	37	30	<0.005	0.040	0.105	0.7	0.03	0.0006	<0.1	9	6.72	<0.001	0.018	5	<0.001	22	4.09
	10/17/2022	0.001	0.21	43	45	<0.005	0.047	0.122	0.7	<0.02	0.0007	<0.1	10	8.32	<0.001	0.022	6	<0.001	25	4.89
MSD-02B	12/4/2017	0.002	0.14	413	126	<0.005	1.66	26.7	1.1	423	0.0119	0.8	190	234	<0.001	0.563	20	<0.001	125	230
	2/8/2018	0.002	0.13	452	123	<0.005	1.69	26.5	1.4	414	0.0126	0.8	177	221	<0.001	0.533	20	<0.001	121	214
	4/13/2018	<0.001	0.14	435	112	<0.005	1.55	26.8	1.3J-	397	0.0112	0.9	177	229	<0.001	0.514	20	<0.001	123	222
	7/11/2018	0.001	0.14	440	119	<0.005	1.66	26.5	1.3	388	0.012	0.8	178	223	<0.001	0.546	20	<0.001	118	219
	10/4/2018	0.001	0.14	433	120	<0.005	1.58	26.2	1.4	358	0.0123	0.8	174	221	<0.001	0.517	20	<0.001	114	212
	1/16/2019	0.002	0.14	433	102	<0.005	1.54	24	1.3	328	0.0112	0.8	163	210	<0.001	0.575	19	<0.001	104	197
	4/10/2019	<0.001	0.15	450	99	<0.005	1.38	23.4	1.2J-	290	0.0102	0.8	160	210	<0.001	0.496	18	<0.001	97	184
	7/16/2019	0.002	0.15	439	97	<0.005	1.38	22.5	1.2	252	0.0111	0.7	158	222	<0.001	0.494	17	<0.001	87	195
	10/3/2019	0.002	0.14	466	100	<0.005	1.5	26	1.2J+	246	0.0113	0.9	155	235	<0.001	0.514	18	0.001	97	177
	1/20/2020	0.002	0.15	446	104J+	<0.005	1.39	26.7	1.2	256	0.0116	0.8	161	231	<0.001	0.514	18	<0.001	94	214
	4/9/2020	0.002	0.16	443	95	<0.005	1.4	30.9	1.2J-	265	0.0116	0.9	167	218	<0.001	0.506	20	<0.001	105	196
	7/8/2020	0.002	0.16	465	99	<0.005	1.3	28.4	1.6J+	268	0.0117	0.8	165	235	<0.001	0.51	17	<0.001	88	217
	10/2/2020	0.002	0.16	465	104	<0.005	1.42	30.7	1.3J-	291	0.0112	0.8	172	230	<0.001	0.513	19	<0.001	98	209
	1/17/2021	0.002	0.15	436	103	<0.005	1.49	31.3	1.2J	290J	0.0122	0.9	159	220	<0.001	0.543	20	<0.001	104	204
	4/6/2021	0.002	0.13	446	111	<0.005	1.51	31	1.2	303	0.0117	0.9	160	225	<0.001	0.549	19	0.001	102	212
	7/9/2021	0.002	0.15	435	113	<0.005	1.49	30.4	1.3	307	0.0122	0.8	170	219	<0.001	0.55	18	<0.001	98	207
	10/11/2021	0.002	0.12	447	133	<0.005	1.45	29.6	1.4	336	0.012	0.8	163	224	<0.001	0.544	18	<0.001	98	225
	1/10/2022	0.002	0.13	484	144	<0.005	1.48	31.7	1.3	364	0.0107	0.8	165	231	<0.001	0.53	19	<0.001	106	220
	5/27/2022	0.002	0.12	439	152	<0.005	1.44	30.1	1.3	333	0.0113	0.7	164	210	<0.001	0.492	19	<0.001	103	215
	7/20/2022	0.002	0.12	455	151	<0.005	1.42	30.1	1.3	311	0.0123	0.8	156	186	<0.001	0.486	20	<0.001	108	200
	10/17/2022	0.002	0.12	441	148	<0.005	1.37	29.4	1.2	325	0.0120	0.7	156	196	<0.001	0.482	19	<0.001	105	192

Attachment 2

Parrot Tailings Waste Removal Project

CSM Addendum

METALS

Sample Name	Sample Date	As mg/L	B mg/L	Ca mg/L	Cl mg/L	Cr mg/L	Co mg/L	Cu mg/L	F mg/L	Fe mg/L	Pb mg/L	Li mg/L	Mg mg/L	Mn mg/L	Mo mg/L	Ni mg/L	K mg/L	Se mg/L	Na mg/L	Zn mg/L
MSD-03	7/11/2018	0.002	0.17	384	127	<0.005	0.031	1.86	0.3	<0.02	0.005	0.4	118	51J-	<0.001	0.127	19	<0.001	76	25.1
	10/3/2018	0.002	0.18	377	119	<0.005	0.035	1.9	0.3	<0.02	0.0055	0.4	112	52.5	<0.001	0.13	17	<0.001	71	26
	1/17/2019	0.002	0.19	372	114	<0.005	0.035	1.85	0.3	<0.02	0.0051	0.4	113	50.4	<0.001	0.131	17	<0.001	70	25.6
	4/10/2019	0.002	0.18	383	110	<0.005	0.033	1.85	0.3J-	<0.02	0.0045	0.4	113	50.7	<0.001	0.124	17	<0.001	70	24
	7/16/2019	0.002	0.19	347	108	<0.005	0.035	1.86	0.3	<0.02	0.0048	0.4	105	46.8	<0.001	0.122	16	<0.001	71	25.2
	10/3/2019	0.002	0.17	356	106	<0.005	0.043	2.23	0.4J+	<0.02	0.0058	0.5	109	55.1	<0.001	0.136	17	<0.001	71	26.2
	1/20/2020	0.002	0.19	352	106J+	<0.005	0.043	2.19	0.3	<0.02	0.0057	0.4	107	53.3	<0.001	0.129	17	<0.001	66	28
	4/10/2020	0.002	0.17	375	116J+	<0.005	0.031	1.67	0.2J-	<0.02UJ	0.0041	0.4	112	47	<0.001	0.118	17	<0.001	71	22.6
	7/8/2020	0.002	0.19	329	97	<0.005	0.038	1.94	0.4J+	<0.02	0.0044	0.4	98	48.7	<0.001	0.118	16	<0.001	65	24.9
	10/2/2020	0.002	0.19	357	101	<0.005	0.034	1.85	0.3J-	<0.02	0.0042	0.4	106	50.1	<0.001	0.114	16	<0.001	67	24.9
	1/15/2021	0.002	0.19	329	102	<0.005	0.037	1.88	0.3	<0.02UJ	0.0046	0.4	100	46.4	<0.001UJ	0.117	17	<0.001	70	23.8
	4/5/2021	0.002	0.17	355J+	107	<0.005	0.046	2.23	0.3	<0.02	0.006	0.4	110	52.6	<0.001UJ	0.134	16	<0.001	69	26.3
	7/9/2021	0.002	0.19	344	98	<0.005	0.039	1.97	0.2	<0.02	0.0048	0.4	104	49.4	<0.001	0.122	16	<0.001	65	25
	10/8/2021	0.002	0.18	369	101	<0.005	0.036	1.91	0.3	<0.02	0.0043	0.4	109	49.4	<0.001	0.123	17	<0.001	71	24.4
	1/10/2022	0.002	0.18	384	104	<0.005	0.042	2.15	0.3	<0.02	0.005	0.4	110	51.9	<0.001	0.128	17	<0.001	70	26.2
	5/26/2022	0.002	0.19	372	110	<0.005	0.039	2.09	0.3	<0.02	0.0051	0.4	108	52.8	<0.001	0.119	16	<0.001	66	26.9
	7/21/2022	0.002	0.18	384	113	<0.005	0.044	2.29	0.3	<0.02	0.0056	0.4	117	54.6	<0.001	0.134	18	<0.001	75	27.7
	10/13/2022	0.002	0.19	400	115	<0.005	0.042	2.23	0.3	<0.02	0.0052	0.4	113	55.1	<0.001	0.134	16	<0.001	68	26.5
MSD-04	11/30/2017	0.001	0.09	101	37	<0.005	<0.005	0.004	0.3	<0.02	<0.0003	0.1	31	4.77	0.003	0.005	7	<0.001	36	0.195
	2/8/2018	0.001	0.09	105	37	<0.005	<0.005	0.003	0.3	<0.02	<0.0003	0.1	31	4.88	0.004	0.006	8	<0.001	37	0.2
	4/12/2018	<0.001	0.09	103	37	<0.005	<0.005	0.003J+	0.3	<0.02	<0.0003	0.1	31	4.8	0.003	0.005	7	<0.001	37	0.197
	7/10/2018	0.001	0.09	101	35	<0.005	<0.005	0.003	0.3	<0.02	<0.0003	0.1	31	4.95J-	0.004	0.006	9	<0.001	37	0.198
	10/3/2018	0.001	0.08	99	38	<0.005	<0.005	0.004	0.3	<0.02	<0.0003	0.1	30	4.69	0.004	0.006	7	<0.001	37	0.203
	1/16/2019	0.001	0.09	123	37	<0.005	<0.005	0.005	0.3	0.02J+	<0.0003	0.1	37	5.91	0.003	0.007	8	<0.001	39	0.256
	4/10/2019	0.001	0.09	153	36	<0.005	<0.005	0.004	0.3J-	<0.02	<0.0003	0.1	45	7.15	0.003	0.008	9	<0.001	42	0.281
	7/16/2019	0.001	0.09	139	37	<0.005	<0.005	0.004	0.3	<0.02	<0.0003	0.1	44	6.94	0.003J+	0.008	8	<0.001	44	0.279
	10/2/2019	0.001	0.08	136	35	<0.005	<0.005	0.009	0.3J+	0.02	<0.0003	0.1	41	6.49	0.004	0.008	8	<0.001	43	0.285
	1/20/2020	0.001	0.08	133	39J+	<0.005	<0.005	0.004	0.3	<0.02	<0.0003	0.1	40	6.22	0.003	0.007	8	<0.001	42	0.255
	4/9/2020	0.001	0.08	123	37	<0.005	<0.005	0.006	0.2J-	<0.02	<0.0003	0.1	36	5.71	0.003	0.007	9	<0.001	44	0.246
	7/7/2020	0.001	0.08	110	39	<0.005	<0.005	0.003	0.3J-	<0.02	<0.0003	0.1	33	5.13	0.003	0.005	8	<0.001	38	0.208
	9/30/2020	0.001	0.08	99	40	<0.005	<0.005	0.003	0.3J-	<0.02	<0.0003	0.1	29	4.62	0.003	0.005	8	<0.001	38	0.178
	1/15/2021	0.001	0.09	93	39	<0.005	<0.005	0.003	0.3	<0.02	<0.0003	0.1	28	4.49	0.003J	0.005	7	<0.001	36	0.188
	4/5/2021	0.001	0.08	95J+	39	<0.005	<0.005	0.003	0.3	<0.02	<0.0003	<0.1	29	4.38	0.003J+	0.006	7	<0.001	34	0.188
	7/8/2021	0.001	0.09	101	38	<0.005	<0.005	0.003	0.3	<0.02	<0.0003	0.1	29	4.48	0.004J+	0.005	7	<0.001	35	0.188
	10/8/2021	0.001	0.09	87	39	<0.005	<0.005	0.003	0.3	<0.02	<0.0003	0.1	26	4.03	0.004	0.005	7	<0.001	35	0.166
	1/10/2022	0.001	0.09	94	41	<0.005	<0.005	0.003	0.3	<0.02	<0.0003	<0.1	29	4.29	0.003	0.005	7	<0.001	35	0.171
	5/26/2022	0.001	0.09	109	43	<0.005	<0.005	0.003	0.3	<0.02	<0.0003	0.1	33	5.11	0.003	0.005	7	<0.001	36	0.187
	7/21/2022	0.001	0.09	101	41	<0.005	<0.005	0.005	0.3	<0.02	<0.0003	0.1	32	4.83	0.003	0.005	8	<0.001	38	0.202
	10/13/2022	0.001	0.09	100	43	<0.005	<0.005	0.003	0.3	<0.02	<0.0003	0.1	31	4.64	0.003	0.005	7	<0.001	35	0.181

Attachment 2

Parrot Tailings Waste Removal Project

CSM Addendum

METALS

Sample Name	Sample Date	As mg/L	B mg/L	Ca mg/L	Cl mg/L	Cr mg/L	Co mg/L	Cu mg/L	F mg/L	Fe mg/L	Pb mg/L	Li mg/L	Mg mg/L	Mn mg/L	Mo mg/L	Ni mg/L	K mg/L	Se mg/L	Na mg/L	Zn mg/L
MSDSG-02	12/8/2017	0.007	0.05	43	11	<0.005	<0.005	<0.002	0.5	0.04	<0.0003	<0.1	10	0.389	0.014	<0.002	4	<0.001	22	0.053
	7/12/2018	0.009	<0.05	31	10	<0.005	<0.005	0.013	0.4	0.76	0.0047	<0.1	8	0.097	0.013	<0.002	3	<0.001	22	0.062
	10/8/2018	0.014	<0.05	40	9	<0.005	<0.005	0.027J+	0.4J-	2.19	0.0123	<0.1	9	0.583	0.021	<0.002	5	<0.001	19	0.128J+
	1/21/2019	0.002	<0.05	30	7	<0.005	<0.005	<0.002	0.4	0.06	<0.0003	<0.1	8	0.307	0.015	<0.002	3	<0.001	16	0.014
	4/15/2019	0.006	<0.05	44	12	<0.005	<0.005	<0.002	0.6	0.41	0.0011	<0.1	11	0.296	0.016	<0.002	4	<0.001	21	0.021
	7/18/2019	0.007	<0.05	31	8	<0.005	<0.005	0.003	0.5	0.21	0.0013	<0.1	7	0.033	0.009	<0.002	2	<0.001	20	0.014
	10/7/2019	0.008	<0.05	40	8	<0.005	<0.005	<0.002	0.5J+	<0.02	<0.0003	<0.1	9	0.569	0.017	<0.002	5	<0.001	19	<0.008
	1/23/2020	0.004	<0.05	32	7	<0.005	<0.005	<0.002	0.4	0.09	0.0007J+	<0.1	7	0.259	0.015	<0.002	3	<0.001	20	0.015
	4/14/2020	0.011J	<0.05	36	8	<0.005	<0.005	0.01J	0.5	0.73J	0.0064J	<0.1	9	0.152J	0.017	<0.002	4	<0.001	19	0.066J
	7/10/2020	0.006	<0.05	26	8	<0.005	<0.005	0.005	0.5	<0.02	0.0016	<0.1	7	0.028	0.011	<0.002	2	<0.001	20	0.018
	10/3/2020	0.011	<0.05	44	10	<0.005	<0.005	<0.002	0.5J-	0.02J-	<0.0003	<0.1	10	0.532	0.024	<0.002	6	<0.001	19	<0.008
	1/20/2021	0.004	<0.05	33	7	<0.005	<0.005	<0.002	0.4	0.03	<0.0003	<0.1	7	0.222	0.017	<0.002	3	<0.001	18	0.016
	4/8/2021	0.014	<0.05	34	8	<0.005	<0.005	0.033	0.4	0.06	0.0175	<0.1	8	0.398	0.019	0.002	4	<0.001	17	0.187
	7/13/2021	0.017	<0.05	29	8J	<0.005	<0.005	0.003	0.5J	0.13	0.0016	<0.1	4	0.025	0.015J+	<0.002	<1	<0.001	19	<0.008
	10/14/2021	0.011	<0.05	43	8J-	<0.005	<0.005	<0.002	0.4J-	0.05	0.0006	<0.1	11	0.822J+	0.016	<0.002	6	<0.001	19	0.013J+
	1/13/2022	0.002	<0.05	34	7	<0.005	<0.005	<0.002	0.4	<0.02	<0.0003	<0.1	8	0.328	0.013	<0.002	3	<0.001	17	0.032
	5/31/2022	0.006	<0.05	36	9	<0.005	<0.005	0.003	0.4	0.31	0.0018	<0.1	9	0.097	0.009	<0.002	3	<0.001	19	0.012
	7/22/2022	0.022	<0.05	29	9J	<0.005	<0.005	0.003	0.5J	0.04	0.0008	<0.1	8	0.140	0.018	<0.002	3	<0.001	21	<0.008
	10/18/2022	0.010	<0.05	38	10	<0.005	<0.005	<0.002	0.5	0.07	0.0007	<0.1	11	0.063	0.014	<0.002	6	<0.001	20	<0.008
MSDSG-03	12/8/2017	0.005	<0.05	53	18	<0.005	<0.005	<0.002	0.5	0.37	<0.0003	<0.1	12	1.01	0.002	<0.002	5	<0.001	22	0.019
	7/12/2018	0.004	<0.05	37	8	<0.005	<0.005	0.002J+	0.4	0.24	0.0003	<0.1	8	0.927	0.008	<0.002	3	<0.001	19	0.059J+
	10/8/2018	0.004	<0.05	40	11	<0.005	<0.005	<0.002	0.4J-	0.15	<0.0003	<0.1	9	0.222	0.006	<0.002	5	<0.001	19	0.022J+
	1/21/2019	0.002	<0.05	38	10	<0.005	<0.005	<0.002	0.4	0.21	<0.0003	<0.1	10	0.287	0.008	<0.002	3	<0.001	17	0.026
	4/15/2019	0.008	<0.05	43	14	<0.005	<0.005	0.003J+	0.5	0.35	0.0003	<0.1	10	0.267	0.008	<0.002	6	<0.001	16	0.032
	7/18/2019	0.005	<0.05	34	6	<0.005	<0.005	<0.002	0.4	0.14	<0.0003	<0.1	7	0.654	0.003	<0.002	3	<0.001	13	<0.008
	10/7/2019	0.003	<0.05	39	10	<0.005	<0.005	<0.002	0.4J+	0.04	<0.0003	<0.1	9	0.112	0.005	<0.002	3	<0.001	18	0.016J+
	1/23/2020	0.001	<0.05	39	10	<0.005	<0.005	<0.002	0.4	0.29	<0.0003	<0.1	9	0.421	0.006	<0.002	4	0.003	20	0.013
	4/14/2020	0.005J	<0.05	36	10	<0.005	<0.005	<0.002UJ	0.5	0.06J	<0.0003UJ	<0.1	9	0.143J	0.01	<0.002	4	<0.001	16	0.014J
	7/10/2020	0.003	<0.05	34	8	<0.005	<0.005	<0.002	0.6	0.34	<0.0003	<0.1	8	0.077	0.003	<0.002	3	<0.001	16	<0.008
	10/3/2020	0.002	<0.05	38	10	<0.005	<0.005	<0.002	0.4J-	0.04J-	<0.0003	<0.1	9	0.075	0.003	<0.002	4	<0.001	19	<0.008
	1/20/2021	0.003	<0.05	42	11	<0.005	<0.005	<0.002	0.4	0.32	<0.0003	<0.1	10	0.53	0.004	<0.002	4	<0.001	18	0.01
	4/8/2021	0.005	<0.05	29	9	<0.005	<0.005	<0.002	0.3	0.65	<0.0003	<0.1	7	0.451	0.004	<0.002	3	0.001	10	<0.008
	7/13/2021	0.003	<0.05	35	6J	<0.005	<0.005	<0.002	0.5J	0.66	0.0007	<0.1	9	0.267	<0.001J+	<0.002	1	<0.001	17	<0.008
	10/14/2021	0.003	<0.05	37	10J-	<0.005	<0.005	<0.002	0.4J-	0.07	<0.0003	<0.1	10	0.24J+	0.004	<0.002	4	<0.001	19	<0.008J+
	1/13/2022	0.003	<0.05	49	14	<0.005	<0.005	<0.002	0.5	0.42	<0.0003	<0.1	12	2.09	0.002	<0.002	5	<0.001	22	<0.008
	5/31/2022	0.011	<0.05	45	13	<0.005	<0.005	0.026	0.5	2.06	0.0102	<0.1	10	0.271	0.012	0.002	4	<0.001	20	0.538
	7/22/2022	0.006	<0.05	36	7J	<0.005	<0.005	<0.002	0.4J	0.41	<0.0003	<0.1	8	0.375	0.009	<0.002	3	<0.001	18	0.016
	10/18/2022	0.007	<0.05	38	11	<0.005	<0.005	<0.002	0.4	0.16	<0.0003	<0.1	9	0.139	0.012	<0.002	4	<0.001	18	0.031

Attachment 2

Parrot Tailings Waste Removal Project

CSM Addendum

METALS

Sample Name	Sample Date	As mg/L	B mg/L	Ca mg/L	Cl mg/L	Cr mg/L	Co mg/L	Cu mg/L	F mg/L	Fe mg/L	Pb mg/L	Li mg/L	Mg mg/L	Mn mg/L	Mo mg/L	Ni mg/L	K mg/L	Se mg/L	Na mg/L	Zn mg/L
MSDSG-05	12/8/2017	0.001	<0.05	34	18	<0.005	<0.005	<0.002	0.2	0.04	<0.0003	<0.1	9	0.049	0.005	<0.002	3	<0.001	14	<0.008
	2/15/2018	0.002	<0.05	39	18	<0.005	<0.005	<0.002	0.2	0.07	<0.0003	<0.1	9	0.086	0.006	<0.002	3	<0.001	14	0.01
	4/17/2018	0.004	<0.05	30	16	<0.005	<0.005	0.004	0.2	0.27	<0.0003	<0.1	7	0.044	0.005	<0.002	3	<0.001	13	<0.008
	7/12/2018	0.007	<0.05	31	11	<0.005	<0.005	0.004	0.2	0.31	<0.0003	<0.1	7	0.045	0.006	<0.002	3	<0.001	11	<0.008
	10/8/2018	0.003	<0.05	31	11	<0.005	<0.005	0.004J+	0.1J-	0.15J+	<0.0003	<0.1	8	0.039	0.004	<0.002	3	<0.001	11	0.011J+
	1/21/2019	0.002	<0.05	36	26	<0.005	<0.005	<0.002	0.2	0.05	<0.0003	<0.1	11	0.149	0.006	<0.002	3	<0.001	15	0.033
	4/15/2019	0.006	<0.05	32	16	<0.005	<0.005	0.005J+	0.2	0.84	0.0008	<0.1	8	0.1	0.005	<0.002	4	<0.001	12	0.016
	7/18/2019	0.005	<0.05	33	12	<0.005	<0.005	0.003	0.2	0.27	<0.0003	<0.1	8	0.106	0.005	<0.002	3	<0.001	11	<0.008
	10/7/2019	0.003	<0.05	32	13	<0.005	<0.005	0.005	0.2J+	0.37	0.0004	<0.1	8	0.089	0.005	<0.002	3	<0.001	11J+	0.021
	1/23/2020	0.001	<0.05	38	18	<0.005	<0.005	<0.002	0.2	<0.02	<0.0003	<0.1	9	0.156	0.006	<0.002	3	<0.001	14	0.022
	4/14/2020	0.003J	<0.05	31	17	<0.005	<0.005	<0.002UJ	0.2	0.27J	<0.0003UJ	<0.1	8	0.049J	0.006	<0.002	4	<0.001	13	<0.008UJ
	7/10/2020	0.004	<0.05	30	15	<0.005	<0.005	0.003	0.2	0.17	<0.0003	<0.1	7	0.045	0.005	<0.002	3	<0.001	12	<0.008
	10/3/2020	0.002	<0.05	39	19	<0.005	<0.005	<0.002	0.2J-	0.05	<0.0003	<0.1	10	0.035	0.006	<0.002	3	<0.001	14	<0.008
	1/20/2021	0.001	<0.05	40	19	<0.005	<0.005	<0.002	0.2	<0.02	<0.0003	<0.1	10	0.045	0.006	<0.002	3	<0.001	14	<0.008
	4/8/2021	0.004	<0.05	26	14	<0.005	<0.005	0.003	0.2	0.38	<0.0003	<0.1	7	0.058	0.006	<0.002	3	<0.001	10	<0.008
	7/13/2021	0.002	<0.05	42	22J	<0.005	<0.005	<0.002	0.2J	0.17	0.0004	<0.1	10	0.045	0.007J+	<0.002	3	<0.001	14	<0.008
	10/14/2021	0.002	<0.05	37	18J-	<0.005	<0.005	<0.002	0.2J-	<0.02	<0.0003	<0.1	10	0.025J+	0.007	<0.002	3	<0.001	15	<0.008J+
	1/13/2022	0.002	<0.05	40	27	<0.005	<0.005	<0.002	0.2	<0.02	<0.0003	<0.1	11	0.063	0.007	<0.002	3	<0.001	17	<0.008
	5/31/2022	0.005	<0.05	27	17	<0.005	<0.005	0.012	0.2	0.96	0.0018	<0.1	7	0.081	0.006	<0.002	4	<0.001	13	0.013
	7/22/2022	0.002	<0.05	45	26J	<0.005	<0.005	<0.002	0.2J	0.19	<0.0003	<0.1	11	0.044	0.006	<0.002	3	<0.001	16	<0.008
	10/18/2022	0.002	<0.05	41	28	<0.005	<0.005	<0.002	0.3	0.02	<0.0003	<0.1	10	0.035	0.006	<0.002	3	<0.001	15	<0.008
PDW-01	4/12/2019	0.044	0.38	484	142	<0.005	0.615	144	10.9	291	0.0891	0.5	129	58	<0.001	0.409	21	0.003	76	179
	7/17/2019	0.03	0.31	421	187	<0.005	0.454	119	5.6	195	0.0706	0.5	95	42	<0.001	0.293	21	0.002	83	129
	7/12/2021	0.006	0.24	407	136	<0.005	1.08	172	6.8J-	358	0.011	0.6	113	121	<0.001	0.381	17	0.002	80	189
PMP-01A	12/6/2017	0.002	0.53	84	178	<0.005	0.083	6.9	1.4	0.93	0.0164	0.1	20	15	<0.001	0.061	13	<0.001	99	23
	2/12/2018	0.002	0.49	91	199	<0.005	0.096	8.16	1.5	0.7	0.0188	0.2	22	16.7	<0.001	0.072	14	<0.001	107	22.6
	4/12/2018	<0.001	0.48	98	207	<0.005	0.1	8.62	1.4	0.56	0.0143	0.1	24	18.6	<0.001	0.074	14	<0.001	98	25.4
	6/27/2018	<0.001	0.46	101	247	<0.005	0.119	9.45	1.6J-	0.5	0.0097	0.2	24	19.2	0.002	0.096	14	<0.001	109	26.3
	10/5/2018	<0.001	0.62	90	278	<0.005	0.104	9.6	1.5	0.19	0.0227	0.2	22	16.2	<0.001	0.075	15	<0.001	145	23.7
	1/17/2019	<0.001	0.52	47	162	<0.005	0.059	4.94	0.8	0.28	0.0119	0.1	11	8.53	<0.001	0.043	12	<0.001	114	12.8
	4/11/2019	<0.001	0.47	42	123	<0.005	0.043	3.95	0.7J-	0.28	0.008	0.1	10	7.1	<0.001	0.031	10	<0.001	95	10.4
	7/16/2019	0.001	0.36	28	83	<0.005	0.028	2.12	0.6	0.57	0.0025	<0.1	7	4.7	<0.001	0.02	8	<0.001	76	7.06
	10/3/2019	0.001	0.41	40	127	<0.005	0.041	3.31	0.7J+	1.09	0.0056	<0.1	10	6.52	<0.001	0.029	10	<0.001	84	9.33
	1/21/2020	0.001	0.41	36	120J+	<0.005	0.037	3.33	0.6J-	0.41	0.0075	<0.1	8	6.05	<0.001	0.027	9	<0.001	79	9.15
	4/14/2020	<0.001	0.38	30	94J+	<0.005	0.031	2.84	0.4J-	0.35J	0.0065	<0.1	7	5.04	<0.001	0.023	8	<0.001	77	7.56
	7/8/2020	<0.001	0.3	30	68	<0.005	0.028	2.09	0.5J-	0.02	0.0016	<0.1	7	4.74	<0.001	0.022	8	<0.001	68	6.01
	10/3/2020	<0.001	0.39	31	101	<0.005	0.031	2.77	0.5	0.05	0.0039	<0.1	7	5.28	<0.001	0.023	9	<0.001	77	7.55
	1/18/2021	<0.001	0.37	32	118	<0.005	0.033	2.62	0.6J	0.06	0.003	<0.1	7	5.28	<0.001	0.023	10	<0.001	77	7.24
	4/7/2021	<0.001	0.36	30	93	<0.005	0.031	2.85	0.5J-	0.03	0.0063	<0.1	7	4.89	<0.001	0.023	8	<0.001	79	7.53
	7/12/2021	<0.001	0.32	31	95	<0.005	0.037	3.15	0.5	0.02	0.0065	<0.1	8	5.39	<0.001	0.026	8	<0.001	74	8.23
	10/12/2021	<0.001	0.45	38	144	<0.005	0.04	3.61	0.7	0.03	0.009	0.1	9J+	6.24	<0.001	0.029	10	<0.001	97	9.67
	1/11/2022	<0.001	0.42	40	148	<0.005	0.045	3.91	0.8	0.04	0.007	0.1	10	6.67	<0.001	0.033	10	<0.001	97	9.85
	5/27/2022	<0.001	0.37	43	86	<0.005	0.046	4.32	0.8	<0.02	0.013	0.1	11	7.57	<0.001	0.034	9	<0.001	86	11.8
	7/21/2022	<0.001	0.38	44	88	<0.005	0.047	4.18	0.8	0.03	0.0110	<0.1	11	7.58	<0.001	0.033	10	<0.001	80	11.6
	10/18/2022	<0.001	0.41	43	123	<0.005	0.049	4.30	0.7	0.04	0.0125	0.1	11	7.47	<0.001	0.035	10	<0.001	90	11.2

Attachment 2

Parrot Tailings Waste Removal Project

CSM Addendum

METALS

Sample Name	Sample Date	As mg/L	B mg/L	Ca mg/L	Cl mg/L	Cr mg/L	Co mg/L	Cu mg/L	F mg/L	Fe mg/L	Pb mg/L	Li mg/L	Mg mg/L	Mn mg/L	Mo mg/L	Ni mg/L	K mg/L	Se mg/L	Na mg/L	Zn mg/L
PMP-01B	12/5/2017	0.003	0.31	204	77	<0.005	<0.005	3.44	0.2	<0.02	<0.0003	0.3	54	51.4	0.005	0.124	14	0.001	96	33.5
	2/12/2018	0.004	0.32	216	74	<0.005	<0.005	3.89	0.2	<0.02	<0.0003	0.3	55	49.9	0.002	0.133	14	0.001	100	35.2
	4/13/2018	0.004	0.33	212	75	<0.005	<0.005	3.72	0.2J-	0.26	0.0004	0.3	55	49.3	0.002	0.127	14	0.001	99	36.7
	6/27/2018	0.005	0.32	195	69	<0.005	<0.005	3.93	0.2	<0.02	<0.0003	0.3	51	45.6	0.001	0.117	13	0.001	92	34.5
	10/5/2018	0.006	0.31	200	74	<0.005	<0.005	4.03	0.2	<0.02	<0.0003	0.3	53	44.7	<0.001	0.128	13	0.001	99	32.8
	1/17/2019	0.006	0.33	182	72	<0.005	<0.005	3.6	0.2	<0.02	<0.0003	0.3	48	41	<0.001	0.118	13	0.001	94	32.1
	4/11/2019	0.006	0.33	201	71	<0.005	<0.005	3.48	0.2	<0.02	<0.0003	0.3	52	43.1	<0.001	0.116	13	0.001	96	31.4
	7/16/2019	0.005	0.34	204	66	<0.005	<0.005	3.24	0.2	<0.02	<0.0003	0.3	55	43.1	<0.001	0.112	13	0.001	102	32
	10/3/2019	0.006	0.32	183	70	<0.005	<0.005	3.37	0.2J+	<0.02	<0.0003	0.3	49	40.2	<0.001	0.11	12	0.001	94	30
	1/21/2020	0.006	0.34	188	70J+	<0.005	<0.005	3.25	0.2J-	<0.02	<0.0003	0.2	50	41.3	<0.001	0.108	12	<0.001	93	31.7
	4/13/2020	0.006	0.33	183	79J+	<0.005	<0.005	3.18	0.2J-	<0.02UJ	<0.0003	0.3	49	41	<0.001	0.112	13	0.001	100	31
	7/8/2020	0.006	0.33	192	76	<0.005	<0.005	3.07	<0.1UJ	0.04	<0.0003	0.3	51	41.7	<0.001	0.11	13	0.001	105	30.8
	10/3/2020	0.006	0.34	185	80	<0.005	<0.005	2.87	0.2	<0.02	<0.0003	0.3	50	42.1	<0.001	0.106	13	0.001	104	31
	1/18/2021	0.006	0.34	172	83	<0.005	<0.005	2.97	0.1J	<0.02	<0.0003	0.3	45	40.4	<0.001	0.111	13	0.001	105	30.7
	4/7/2021	0.006	0.32	179	87	<0.005	<0.005	2.99	0.2J-	<0.02	<0.0003	0.3	48	40.4	<0.001	0.114	13	0.001	103	30.3
	7/12/2021	0.006	0.32	170	80	<0.005	<0.005	2.51	0.1	<0.02	<0.0003	0.3	50	39.4	<0.001	0.118	12	0.001	103	28
	10/12/2021	0.006	0.34	176	80	<0.005	<0.005	2.68	0.2	<0.02	0.0004	0.3	47J+	40.9	<0.001	0.111	12	<0.001	102	29.3
	1/11/2022	0.007	0.33	186	74	<0.005	<0.005	2.39	0.2	<0.02	<0.0003	0.3	51	41.9	<0.001	0.118	13	0.001	109	29.9
	5/27/2022	0.007	0.33	172	77	<0.005	<0.005	2.41	0.2	<0.02	<0.0003	0.3	49	42.3	<0.001	0.115	12	0.001	100	30.8
	7/22/2022	0.006	0.33	170	77	<0.005	<0.005	2.50	0.2	<0.02	<0.0003	0.3	47	38.2	<0.001	0.102	12	0.001	104	28.1
	10/18/2022	0.007	0.33	177	80	<0.005	<0.005	2.52	0.2	<0.02	<0.0003	0.3	48	39.9	<0.001	0.116	13	0.001	104	28.1
PMP-02A	12/6/2017	0.05	0.07	278	130	<0.005	0.484	8.16	0.9	235	0.0176	0.2	71	53.2	<0.001	0.181	10	<0.001	54	77.9
	2/14/2018	0.017	0.08	182	91	<0.005	0.226	11.3	0.3	86.6	0.0029	0.2	62	24.5	<0.001	0.098	9	<0.001	44	33.6
	4/12/2018	0.022	0.06	282	140	<0.005	0.457	11.6	0.7	232	0.0043	0.3	74	53.2	<0.001	0.165	9	<0.001	57	73
	6/27/2018	0.023	0.07	252	87	0.026	0.434	121	2.2J-	122	0.0248	0.2	74	43.8	0.002	0.247	11	0.001	45	109
	10/5/2018	0.011	0.07	186	71	0.013	0.334	91.5	1.2J-	87.3	0.018	0.2	53	35	<0.001	0.172	7	<0.001	40	75.8
	1/17/2019	0.018	0.07	345	128	<0.005	0.61	19.4	0.9J-	260	0.0259	0.3	90	63.7	<0.001	0.229	10	<0.001	69	93.6
	4/11/2019	0.012	0.05	245	109	<0.005	0.43	15	0.7J-	190	0.0148	0.3	63	45.6	<0.001	0.163	9	<0.001	57	65.3
	7/17/2019	0.021	0.05	280	90	0.027	0.49	104	2.4	166	0.0696	0.3J+	81	52.6	<0.001	0.201	8	0.001	55	106
	10/4/2019	0.013	<0.05	157	54	0.012	0.279	49	0.4	91.7	0.022	0.2	44	30.6	<0.001	0.119	5	<0.001	41	52.9
	1/21/2020	0.009	0.05	209	85	<0.005	0.361	12.2	0.5	163	0.0185	0.2	54	39.8	<0.001	0.133	7	<0.001	48	58
	4/10/2020	0.007	<0.05	141	66	<0.005	0.245	7.6	0.4J-	110	0.0135	0.2	36	27.1	<0.001	0.09	6	<0.001	40	38.8
	7/9/2020	0.006	<0.05	71	30	<0.005	0.124	5.33	0.3J-	51.1	0.0062	0.1	18	14	<0.001	0.047	4	<0.001	27	20.7
	10/1/2020	0.009	<0.05	65	23	<0.005	0.11J-	4.44	0.1J-	53.6	0.0082	<0.1	17	13.5	<0.001	0.042	4	<0.001	25	20.1
	1/18/2021	0.015	0.07	302	161	<0.005	0.558	19.3	0.9J-	229	0.0443	0.3	80	61.2	<0.001	0.218	9	<0.001	62	89.6
	4/7/2021	0.016	0.07	355	156	<0.005	0.653	21.2	1.1J-	245	0.0662	0.3	95	68.8	<0.001	0.243	10	<0.001	80	101
	7/8/2021	0.016	0.06	325	124	<0.005	0.596	17.8	0.8J-	234	0.075	0.3	83	65	<0.001	0.22	10	<0.001	76	92.8
	10/13/2021	0.008	0.06	153	53	<0.005	0.249	16.3	0.6J-	85.6	0.0343	0.2	39	28.1	<0.001	0.101	7	<0.001	45	42.9
	1/13/2022	0.012	0.06	196	93	<0.005	0.323	11.3	0.8	133	0.0366	0.2	48	35.7	<0.001	0.124	8	<0.001	52	52
	5/25/2022	0.016	0.06	298	104	<0.005	0.521	15.3	0.9	221	0.0602	0.3	77	57	<0.001	0.175	9	<0.001	70	81.3
	7/21/2022	0.014	0.07	249	91	<0.005	0.437	16.2	0.8	165	0.0559	0.2	64	47.5	<0.001	0.154	8	<0.001	61	67.3
	10/18/2022	0.013	0.06	148	50	<0.005	0.263	15.3	0.5	94.8	0.0409	0.2	39	28.5	<0.001	0.101	7	<0.001	47	41.6

Attachment 2

Parrot Tailings Waste Removal Project

CSM Addendum

METALS

Sample Name	Sample Date	As mg/L	B mg/L	Ca mg/L	Cl mg/L	Cr mg/L	Co mg/L	Cu mg/L	F mg/L	Fe mg/L	Pb mg/L	Li mg/L	Mg mg/L	Mn mg/L	Mo mg/L	Ni mg/L	K mg/L	Se mg/L	Na mg/L	Zn mg/L
PMP-02B	12/4/2017	0.002	0.17	425	129	<0.005	1.23	113	7.8	362	0.0041	0.9	178	232	<0.001	0.569	19	<0.001	100	244
	2/12/2018	0.002	0.17	444	99	<0.005	1.19	104	8.1	323	0.0032	0.9	161	228	<0.001	0.539	20	<0.001	101	221
	4/12/2018	0.001	0.18	453	92	<0.005	1.17	107	7.5	311	0.0034	0.9	167	229	<0.001	0.498	19	<0.001	91	229
	6/27/2018	0.002	0.18	453	92	<0.005	1.15	98.1	7.6J-	150	0.0046	0.9	161	238	<0.001	0.564	19	<0.001	90	207
	10/5/2018	0.002	0.16	424	110	<0.005	1	98.6	6.9J-	191	0.0039	0.9	143	206	<0.001	0.498	18	<0.001	84	184
	1/17/2019	0.002	0.19	428	124	<0.005	0.979	94.9	9.3J-	93.9	0.004	0.9	138	210	<0.001	0.512	18	<0.001	80	194
	4/11/2019	0.001	0.19	443	124	<0.005	0.867	102	10.2J-	46.4	0.0039	0.8	135	217	<0.001	0.512	19	<0.001	78	187
	7/17/2019	0.002	0.17	465	115	<0.005	0.798	95.1	10.5	18.9	0.0046	0.8J+	138	211	<0.001	0.514	18	<0.001	73	187
	10/4/2019	0.002	0.17	505	126	<0.005	0.841	102	11.1	20.1	0.0048	0.7	150	232	<0.001	0.517	18	<0.001	75	201
	1/21/2020	0.002	0.17	463	140	<0.005	0.834	107	11.8	45.8	0.0049	0.7	140	209	<0.001	0.48	19	<0.001	75	190
	4/10/2020	0.002	0.17	464	145	<0.005	0.88	106	10.9J-	53	0.0051	0.8	140	208	<0.001	0.497	20	0.001	78	190
	7/9/2020	0.003	0.17	485	136	<0.005	0.979	111	12.3J-	75	0.0065	0.8	144	229	<0.001	0.536	18	<0.001	77	222
	10/1/2020	0.002	0.17	535	150	<0.005	1.36J-	128	11.7J-	147	0.0057	0.8	179	252	<0.001	0.566	20	0.001	85	242
	1/18/2021	0.002	0.17	499	146	<0.005	1.23	130	11.4J-	179	0.0064	0.9	168	228	<0.001	0.595	20	<0.001	88	229
	4/7/2021	0.003	0.16	505	177	<0.005	1.13	135	12.1J-	148	0.0058	0.9	177	247	<0.001	0.6	20	0.001	89	240
	7/8/2021	0.002	0.13	508	264	<0.005	1.25	138	12J-	201	0.0065	0.9	169	257	<0.001	0.62	19	<0.001	89	264
	10/13/2021	0.002	0.14	541	279	<0.005	1.34	148	13J-	294	0.0068	0.9	188	261	<0.001	0.63	20	0.001	100	277
	1/13/2022	0.002	0.15	530	318	<0.005	1.42	154	13.2	319	0.0066	0.9	181	253	<0.001	0.634	21	0.002	109	271
	5/25/2022	0.001	0.1	515	235	<0.005	1.18	106	9.8	182	0.0041	0.8	170	253	<0.001	0.529	19	<0.001	96	229
	5/25/2022	0.001	0.1	515	235	<0.005	1.18	106	9.8	182	0.0041	0.8	170	253	<0.001	0.529	19	<0.001	96	229
	7/21/2022	0.002	0.17	505	264	<0.005	1.19	110	10.5	192	0.0051	0.8	170	256	<0.001	0.544	19	0.002	99	236
	10/18/2022	0.002	0.17	476	285	<0.005	1.26	102	9.6	189	0.0044	0.9	171	251	<0.001	0.581	20	<0.001	102	223
PMP-03A	12/5/2017	0.087	0.39	387	180	<0.005	0.97	1.56	1.5	496	0.0068	0.7	134	172	0.001	0.442	19	<0.001	110	195
	2/12/2018	0.072	0.41	384	201	<0.005	1.07	2.65	1.7	487	0.001	0.8	137	167	<0.001	0.45	20	<0.001	117	175
	4/13/2018	0.057	0.58	361	230	<0.005	0.803	2.59	1.4J-	400	0.0067	0.7	123	134	0.001	0.309	19	<0.001	101	147
	6/27/2018	0.061	0.65	330	231	<0.005	0.798	3.26	1.3	338	0.0053	0.6	109	116	0.003	0.308	17	<0.001	91	124
	10/4/2018	0.084	0.55	327	241	<0.005	0.993	4.88	2	421	0.0086	0.7	114	136	<0.001	0.385	19	<0.001	103	149
	1/18/2019	0.088	0.53	337	221	<0.005	1.05	5.68	1.6	455	0.0098	0.7	129	148	<0.001	0.434	19	<0.001	106	164
	4/10/2019	0.034	1.25	334	341	<0.005	0.428	4.41	1.1J-	180	0.0026	0.5	84	65.8	0.002	0.192	17	<0.001	74	74
	7/17/2019	0.067	0.62	332	244	<0.005	0.871	4.64	1.5	375	0.0074	0.7J+	106	125	0.001U	0.342	17	<0.001	97	141
	10/4/2019	0.075	0.48	339	222	<0.005	0.95	5.16	1.6	399	0.0091	0.7	117	132	0.001	0.371	19	<0.001	105	142
	1/21/2020	0.076	0.41	358	172	<0.005	1.06	5.44	1.6	458	0.0106	0.7	128	150	<0.001	0.415	18	<0.001	110	169
	4/10/2020	0.068	0.47	358	190	<0.005	1.05	5.56	1.2J-	430J	0.0092	0.7	124	141	<0.001	0.412	18	<0.001	108	160
	7/8/2020	0.075	0.51	333	197	<0.005	0.98	5.88	1.9	414	0.0101	0.7	112	136	<0.001	0.384	18	<0.001	106	165
	10/2/2020	0.064	0.82	346	237	<0.005	0.83J-	5.24	1.4J-	354	0.0086	0.6	113	122	<0.001	0.321	19	<0.001	98	136
	1/18/2021	0.076	0.44	354	187	<0.005	0.882	5.57	1.8J-	434	0.0103	0.6	123	140	<0.001	0.397	18	<0.001	108	165
	4/7/2021	0.077	0.45	349	220	<0.005	1.08	5.89	1.4J-	432	0.0095	0.7	125	145	<0.001	0.425	18	<0.001	110	173
	7/7/2021	0.077	0.56	339	194	<0.005	0.914	6.45	1.6	384	0.0117	0.7	115	125	<0.001	0.392	18	<0.001	105	151
	10/13/2021	0.08	0.72	325	282	<0.005	0.854	3.47	1.2J-	363	0.0247	0.7	106	123	<0.001	0.353	19	<0.001	99	136
	1/13/2022	0.07	0.59	358	238	<0.005	0.986	2.87	1.5	380	0.0034	0.7	113	132	0.001	0.389	17	<0.001	103	148
	5/31/2022	0.059	0.68	352	258	<0.005	0.935	3.99	1.1	355	0.0067	0.6	122	135	<0.001	0.359	16	<0.001	91	152
	7/24/2022	0.074	0.61	320	252	<0.005	0.810	5.25	1.5	364	0.0093	0.7	110	122	<0.001	0.337	18	<0.001	100	138
	10/18/2022	0.076	0.84	283	279	<0.005	0.789	5.30	1.5	319	0.0098	0.6	97	102	0.001	0.318	19	<0.001	97	116

Attachment 2

Parrot Tailings Waste Removal Project

CSM Addendum

METALS

Sample Name	Sample Date	As mg/L	B mg/L	Ca mg/L	Cl mg/L	Cr mg/L	Co mg/L	Cu mg/L	F mg/L	Fe mg/L	Pb mg/L	Li mg/L	Mg mg/L	Mn mg/L	Mo mg/L	Ni mg/L	K mg/L	Se mg/L	Na mg/L	Zn mg/L
PMP-04B	12/5/2017	<0.001	0.08	215	80	<0.005	0.549	0.347	<0.1	28.2	0.0018	0.3	65	53.2	<0.001	0.144	13	<0.001	43	36.3
	2/12/2018	0.001	0.08	234	82	<0.005	0.595	0.099	<0.1	33	0.0012	0.3	69	55.3	<0.001	0.158	14	<0.001	47	37
	4/12/2018	0.002	0.08	242	81	<0.005	0.576	0.042	<0.1	38.3	0.001	0.3	72	58	0.001	0.15	13	<0.001	45	36.9
	6/27/2018	0.002	0.08	233	81	<0.005	0.636	0.093	<0.1UJ	37.1	0.0018	0.3	70	55.8	<0.001	0.162	13	<0.001	46	40.3
	10/5/2018	0.002	0.08	227	79	<0.005	0.614	0.115	<0.1	35.2	0.0021	0.3	69	53.2	<0.001	0.163	13	<0.001	45	38.8
	10/5/2018	0.002	0.08	227	79	<0.005	0.614	0.115	<0.1	35.2	0.0021	0.3	69	53.2	<0.001	0.163	13	<0.001	45	38.8
	1/17/2019	0.002	0.08	221	81	<0.005	0.611	0.253	<0.1UJ	38	0.0024	0.4	66	52.2	<0.001	0.168	13	<0.001	46	42
	4/10/2019	0.001	0.08	227	82	<0.005	0.62	0.299	<0.1UJ	37.8	0.0026	0.4	67	53.8	<0.001	0.172	14	<0.001	46	42.6
	7/16/2019	0.002	0.08	251	82	<0.005	0.659	0.297	<0.1	40.7	0.003	0.3J+	70	55.6	<0.001	0.171	13	<0.001	44	44.9
	10/3/2019	0.002	0.07	237	79	<0.005	0.64	0.239	<0.1	35.5	0.0028	0.3	70	54.9	<0.001	0.163	13	<0.001	43	40.3
	1/21/2020	0.002	0.08	238	88	<0.005	0.623	0.373	<0.1	37.5	0.0034	0.3	71	55.1	<0.001	0.166	13	<0.001	45	44.8
	4/10/2020	0.001	0.08	238	93	<0.005	0.665	0.415	<0.1UJ	36.5	0.0033	0.3	71	54.6	<0.001	0.171	13	<0.001	47	44.1
	7/8/2020	0.002	0.08	238	93	<0.005	0.62	0.403	<0.1	36.4	0.0036	0.3	69	55.9	<0.001	0.166	13	<0.001	46	44.9
	10/1/2020	0.001	0.08	235	96	<0.005	0.613	0.449	<0.1UJ	37.1	0.0035	0.3	67	54.2	<0.001	0.162	13	<0.001	47	44.2
	1/18/2021	0.001	0.08	228	96	<0.005	0.577	0.465	<0.1UJ	31.2	0.0035	0.3	67	52.5	<0.001	0.155	11	<0.001	44	42.1
	4/7/2021	0.001	0.08	223	95	<0.005	0.617	0.459	<0.1UJ	36.8	0.0039	0.3	66	49.7	<0.001	0.16	13	<0.001	46	40.3
	7/8/2021	0.001	0.08	205	85	<0.005	0.6	0.479	<0.1UJ	32.1	0.0035	0.3	61	48.4	<0.001	0.15	12	<0.001	44	38.6
	10/12/2021	0.001	0.08	213	91	<0.005	0.562	0.457	<0.1UJ	36.6	0.0038	0.3	62	48.2	<0.001	0.148	12	<0.001	45	38.2
	1/12/2022	0.001	0.08	203	93	<0.005	0.567	0.473	<0.1	35.1	0.0036	0.3	66	47.2	<0.001	0.149	13	<0.001	46	36.5
	5/31/2022	0.001	0.08	200	96	<0.005	0.531	0.472	<0.1	35.2	0.0036	0.3	61	46.8	<0.001	0.134	12	<0.001	42	36.8
	7/21/2022	<0.001	0.08	207	89	<0.005	0.529	0.522	<0.1	1.43	0.0114	0.3	60	46.2	<0.001	0.137	12	<0.001	44	39.5
	10/18/2022	<0.001	0.09	206	101	<0.005	0.546	0.015	<0.1	32.5	0.0004	0.3	61	45.4	<0.001	0.142	13	<0.001	46	36.4
PMP-05A	12/5/2017	0.053	0.18	350	75	<0.005	0.549	<0.002	0.3	7.47	0.0011	0.3	107	97	0.013	0.155	13	<0.001	69	37.7
	2/8/2018	0.057	0.13	432	86	<0.005	0.95	0.103	0.5	10	0.0091	0.4	138	144	0.008	0.264	16	<0.001	80	64.5
	4/11/2018	0.037	0.14	399	72	<0.005	0.706	0.228	0.3	7.67	0.0041	0.4J+	126	122	0.007	0.196	12J+	<0.001	71J+	51.7
	7/11/2018	0.008	0.16	394	76	<0.005	0.878	0.105	0.4	<0.02	0.0016	0.4	131	112	0.005	0.237	13	<0.001	76	53.3
	10/4/2018	0.026	0.11	380	78	<0.005	0.84	0.103	0.6	6.75	0.006	0.4	122	119	0.005	0.235	14	<0.001	76	54.9
	1/15/2019	0.032	0.14	385	83	<0.005	0.91	0.823	0.6	7.58	0.003	0.4	130	130	0.006	0.251	15	<0.001	79	62.9
	4/9/2019	0.026	0.13	408	84	<0.005	0.806	0.796	0.5	6.86	0.0021	0.4	126	118	0.007	0.234	14	<0.001	77	56.2
	7/16/2019	0.021	0.12	372	80	<0.005	0.832	0.91	0.5	6.42J+	0.0013	0.4J+	123	123	0.007	0.226	13	<0.001	69	58.1
	10/2/2019	0.026	0.11	362	76	<0.005	0.923	0.914	0.4	7.85	0.0016	0.4	125	118	0.006	0.241	14	<0.001	74	57.8
	1/20/2020	0.024	0.12	362	79J+	<0.005	0.812	0.776	0.3	6.78	0.0021	0.4	124	125	0.005	0.226	15	<0.001	79	60.3
	4/8/2020	0.02	0.13	341	75	<0.005	0.536	0.638	0.4	4.74	0.0014	0.3	101	87.8	0.01	0.155	12	<0.001	64	38.5
	7/7/2020	0.022	0.13	330	83	<0.005	0.558	0.694	0.7J+	5.11	0.0014	0.3	103	91.7	0.009	0.164	12	<0.001	65	40.1
	10/1/2020	0.021	0.12	320	84	<0.005	0.594	0.679	0.4J-	5.06	0.0015	0.4	100	96.6	0.006	0.172	13	<0.001	69	43.8
	1/15/2021	0.017	0.09	327	71	<0.005	0.539	0.511	0.2J	4.44	0.0019	0.3	105	88	0.007	0.158	13	<0.001	67	25.4
	4/6/2021	0.016	0.12	337	70	<0.005	0.576	1.03	0.3	5.22	0.0015	0.3	104	92.7	0.006	0.171	12	<0.001	65	39.9
	7/7/2021	0.024	0.13	254	67	<0.005	0.436	0.677	0.3	3.71	0.0017	0.3	73	62.6	0.012J+	0.118	10	<0.001	56	26.2
	10/11/2021	0.022	0.13	205	66	<0.005	0.321	0.518	0.3	3.79	0.0011	0.2	73	59	0.012	0.1	10	<0.001	53	23.8
	1/7/2022	0.019	0.13	262	68	<0.005	0.38	0.641	0.3	3.99	0.0011	0.2	74	61.7	0.011	0.116	10	<0.001	55	26.2
	5/31/2022	0.018	0.11	243	71	<0.005	0.432	0.883	0.4	4.21	0.0019	0.3	78	62.9	0.01	0.122	12	<0.001	62	25.9
	7/22/2022	0.018	0.13	222	69	<0.005	0.294	0.54	0.3	3.24	0.0015	0.3	69	53.0	0.011	0.092	10	<0.001	55	21.9
	10/17/2022	0.017	0.13	210	73	<0.005	0.343	0.634	0.5	3.24	0.0026	0.3	63	52.8	0.011	0.106	11	<0.001	53	22.1

Attachment 2

Parrot Tailings Waste Removal Project

CSM Addendum

METALS

Sample Name	Sample Date	As mg/L	B mg/L	Ca mg/L	Cl mg/L	Cr mg/L	Co mg/L	Cu mg/L	F mg/L	Fe mg/L	Pb mg/L	Li mg/L	Mg mg/L	Mn mg/L	Mo mg/L	Ni mg/L	K mg/L	Se mg/L	Na mg/L	Zn mg/L
PMP-05BR	12/4/2017	0.001	0.16	397	102	<0.005	1.58	30.7	1.9	18.6	0.0077	0.6	159	229	<0.001	0.465	22	<0.001	95	145
	2/8/2018	0.002	0.16	404	98	<0.005	1.36	24.3	1.6	6.37	0.0051	0.7	142	200	<0.001	0.423	22	<0.001	93	128
	4/12/2018	0.001	0.17	375	89	<0.005	1.33	24.6	1	8.19	0.0064	0.7	139	206	<0.001	0.357	21	<0.001	89	129
	7/10/2018	0.001	0.17	330	88	<0.005	1.19	24.2	1.7	8.29	0.0048	0.7	125	165J-	<0.001	0.366	20	<0.001	88	115
	10/4/2018	0.001	0.16	356	93	<0.005	1.26	25.7	1.7	14.6	0.005	0.6	129	172	<0.001	0.392	21	<0.001	86	121
	1/16/2019	<0.001	0.18	323	85	<0.005	1.14	23.4	1.6	5.15	0.005	0.6	120	160	<0.001	0.343	18	<0.001	69	112
	4/9/2019	<0.001	0.18	292	80	<0.005	1.01	22	1.6	3.36	0.0033	0.6	108	143	<0.001	0.318	19	<0.001	76	100
	7/16/2019	<0.001	0.18	268	80	<0.005	0.959	19.6	1.7	5.55J+	0.0019	0.6J+	99	130	<0.001	0.284	18	<0.001	69	92
	10/2/2019	<0.001	0.17	271	77	<0.005	0.923	18.4	1.3	2.92	0.0017	0.5	99	119	<0.001	0.278	18	<0.001	71	79.9
	1/20/2020	<0.001	0.19	291	75	<0.005	0.851	18.9	1.6	1.79	0.0008	0.6	100	127	<0.001	0.274	19	<0.001	76	90.2
	4/8/2020	<0.001	0.19	321	78	<0.005	0.919	19.2	1	3.62	0.0011	0.5	108	134	<0.001	0.29	18	<0.001	71	93.5
	7/8/2020	<0.001	0.19	302	81	<0.005	0.995	20.6	1.8J+	7.81	0.0017	0.5	108	138	<0.001	0.31	18	<0.001	70	99.7
	10/1/2020	<0.001	0.18	327	78	<0.005	0.993	22.5	1.4	8.95	0.0015	0.6	113	147	<0.001	0.314	19	<0.001	77	105
	1/15/2021	<0.001	0.18	385	86	<0.005	1.21	24.5	1.6	12.6	0.003	0.6	137	165	<0.001UJ	0.368	21	<0.001	81	114
	4/6/2021	<0.001	0.18	394	85	<0.005	1.19	25.6	1.2	14.7	0.0039	0.6	140	176	<0.001	0.422	21	<0.001	80	126
	7/7/2021	<0.001	0.18	416	86	<0.005	1.19	25.4	1.7	21	0.0036	0.6	139	183	<0.001	0.438	20	<0.001	81	133
	10/11/2021	<0.001	0.16	396	94	<0.005	1.28	25.8	1.8	26.9	0.0049	0.7	164	195	<0.001	0.45	21	<0.001	84	145
	1/7/2022	<0.001	0.17	510	113	<0.005	1.45	30.9	1.9	33.8	0.006	0.7	166	227	<0.001	0.495	22	<0.001	90	156
	5/31/2022	<0.001	0.12	461	123	<0.005	1.64	32.3	2.1	34.2	0.0075	0.8	169	221	<0.001	0.517	24	<0.001	99	174
	7/22/2022	0.001	0.15	468	119	<0.005	1.64	32.4	2.0	34.7	0.0073	0.7	168	235	<0.001	0.474	23	<0.001	96	167
	10/17/2022	0.001	0.13	436	124	<0.005	1.72	33.4	2.0	40.8	0.0071	0.7	160	225	<0.001	0.507	23	<0.001	95	161
PMP-06A	12/5/2017	0.007	0.39	149	136	<0.005	0.014	0.027	0.6	2.23	0.0098	0.2	38	17.3	0.012	0.015	11	<0.001	76	2.18
	2/8/2018	0.007	0.37	154	135	<0.005	0.017	0.018	0.6	1.51	0.0064	0.2	39	19	0.017	0.02	11	<0.001	77	2.83
	4/11/2018	0.007	0.4	162	138	<0.005	0.019	<0.002	0.5	1.41	0.0031	0.2J+	40	25.1	0.022	0.026	10J+	<0.001	77J+	3.63
	7/11/2018	0.007	0.45	172	176	<0.005	0.02	0.011	0.6	0.91	0.0254	0.2	44	25.9	0.02	0.028	10	<0.001	78	4.5
	10/3/2018	0.003	0.23	145	50	<0.005	<0.005	0.539	0.4	<0.02	0.0003	0.3	40	5.4	0.001	0.031	12	<0.001	49	4.54
	1/16/2019	0.007	0.45	163	165	<0.005	0.021	0.012	0.6	0.53	0.0424	0.2	41	27.4	0.028	0.034	10	<0.001	75	6.11
	4/10/2019	0.006	0.41	173	169	<0.005	0.022	0.011	0.6J-	0.78	0.0654	0.2	44	28.5	0.029	0.034	10	<0.001	84	5.57
	7/16/2019	0.006	0.49	187	201	<0.005	0.022	0.015	0.6	0.6J+	0.0629	0.2J+	50	30.4	0.027	0.037	10	<0.001	86	6.75
	10/3/2019	0.006	0.47	201	184	<0.005	0.025	0.035	0.6	0.5	0.103	0.2	53	32	0.035	0.044	11	<0.001	90	7.6
	1/20/2020	0.007	0.44	167	185	<0.005	0.02	0.055	0.6J-	0.19	0.146	0.2	45	29	0.027	0.04	12	<0.001	91	7.45
	4/8/2020	0.005	0.4	183	178	<0.005	0.02	0.056	0.5	0.13	0.103	0.2	46	26.6	0.022	0.035	11	<0.001	84	6.84
	7/8/2020	0.006	0.43	178	183	<0.005	0.023	0.053	0.6	0.21	0.0922	0.2	47	27.2	0.025	0.038	11	<0.001	94	6.63
	9/30/2020	0.008	0.45	167	173	<0.005	0.018	0.082	0.6J-	0.17	0.072	0.2	43	24.9	0.021	0.032	11	<0.001	89	5.8
	1/15/2021	0.006	0.43	160	166	<0.005	0.018	0.122	0.5J	0.06	0.0872	0.2	41	23.5	0.019	0.031	11	<0.001	86	5.46
	4/6/2021	0.005	0.4	170	163	<0.005	0.018	0.112	0.5	0.07	0.0674	0.2	44	22.9	0.016	0.03	11	<0.001	82	5.33
	7/7/2021	0.005	0.42	171	152	<0.005	0.019	0.117	0.6	0.05	0.0684	0.2	41	21.6	0.016J+	0.03	10	<0.001	82	5.38
	10/11/2021	0.009	0.41	154	149	<0.005	0.018	0.152	0.5	0.08	0.0751	0.2	46	22.9	0.017	0.03	11	<0.001	81	5.3
	1/7/2022	0.006	0.4	165	165	<0.005	0.017	0.181	0.6	0.05	0.0694	0.2	42	21.4	0.016	0.028	11	<0.001	80	5.01
	5/31/2022	0.005	0.37	158	183	<0.005	0.018	0.172	0.6	0.05	0.0644	0.2	44	21.6	0.016	0.028	10	<0.001	76	5.2
	7/20/2022	0.006	0.39	165	180	<0.005	0.018	0.169	0.6	0.07	0.0646	0.2	43	19.7	0.016	0.027	11	<0.001	75	4.83
	10/17/2022	0.007	0.39	154	180	<0.005	0.017	0.224	0.6	0.06	0.0666	0.2	42	20.4	0.016	0.028	11	<0.001	81	4.49

Attachment 2

Parrot Tailings Waste Removal Project

CSM Addendum

METALS

Sample Name	Sample Date	As mg/L	B mg/L	Ca mg/L	Cl mg/L	Cr mg/L	Co mg/L	Cu mg/L	F mg/L	Fe mg/L	Pb mg/L	Li mg/L	Mg mg/L	Mn mg/L	Mo mg/L	Ni mg/L	K mg/L	Se mg/L	Na mg/L	Zn mg/L
PMP-06B	12/5/2017	<0.001	0.24	138	51	<0.005	0.015	0.315	0.4	0.16	0.0003	0.3	40	9.81	0.003	0.035	13	<0.001	53	5.55
	2/8/2018	<0.001	0.24	148	47	<0.005	0.013	0.192	0.4	0.07	<0.0003	0.3	42	7.21	0.003	0.033	12	<0.001	50	4.33
	4/11/2018	0.001	0.24	142	43	<0.005	<0.005	0.421	0.3	0.06J+	<0.0003	0.3J+	41	4.78	0.002	0.03	12J+	<0.001	47J+	4.3
	7/11/2018	0.002	0.24	145	47	<0.005	0.005	0.274	0.3	0.05	0.0003	0.3	42	5.19	0.002	0.03	12	<0.001	49	4.25
	10/3/2018	0.007	0.45	184	176	<0.005	0.022	0.014	0.6	0.7	0.036	0.2	45	30.1	0.025	0.036	11	<0.001	86	5.73
	1/16/2019	0.003	0.25	142	50	<0.005	<0.005	0.528	0.4	<0.02	0.0004	0.2	41	6.25	<0.001	0.031	11	<0.001	45	4.73
	4/10/2019	0.003	0.25	145	48	<0.005	<0.005	0.532	0.4J-	<0.02	0.0004	0.3	43	6.17	0.001	0.031	12	<0.001	49	4.8
	7/16/2019	0.003	0.24	142	50	<0.005	<0.005	0.515	0.4	<0.02	0.0003	0.3J+	42	6.57	0.001J+	0.031	11	<0.001	48	4.86
	10/3/2019	0.003	0.22	140	53	<0.005	0.005	0.513	0.4	0.05	0.0004	0.3	42	6.87	0.001	0.033	11	<0.001	48	4.67
	1/20/2020	0.003	0.24	131	49	<0.005	<0.005	0.485	0.4J-	<0.02	0.0003	0.3	40	5.2	<0.001	0.027	12	<0.001	50	4.29
	4/8/2020	0.003	0.24	148	46	<0.005	<0.005	0.501	0.3	<0.02	0.0003	0.3	42	4.58	<0.001	0.028	11	<0.001	48	4.09
	7/8/2020	0.003	0.24	132	51	<0.005	<0.005	0.483	0.4	<0.02	<0.0003	0.3	40	6.04	<0.001	0.029	12	<0.001	50	4.59
	9/30/2020	0.003	0.25	133	52	<0.005	<0.005	0.476	0.3J-	<0.02	<0.0003	0.3	38	5.16	<0.001	0.027	12	<0.001	50	4.35
	1/15/2021	0.004	0.26	129	54	<0.005	<0.005	0.482	0.3J	<0.02	0.0003	0.3	38	6.13	<0.001	0.028	12	<0.001	52	4.7
	4/6/2021	0.003	0.26	139	57	<0.005	0.008	0.494	0.3	<0.02	0.0003	0.3	40	8.22	<0.001	0.031	12	<0.001	51	5.5
	7/7/2021	0.003	0.27	141	52	<0.005	<0.005	0.534	0.4	<0.02	0.0009	0.3	38	5.07	<0.001	0.03	11	<0.001	48	4.4
	10/11/2021	0.003	0.25	135	56	<0.005	0.014	0.575	0.3	<0.02	0.0012	0.3	46	11	<0.001	0.038	12	<0.001	54	6.91
	1/7/2022	0.004	0.26	126	61	<0.005	<0.005	0.434	0.4	<0.02	0.0009	0.2	37	3.56	<0.001	0.026	11	<0.001	46	3.53
	5/31/2022	0.003	0.25	142	60	<0.005	0.015	0.586	0.3	<0.02	0.0013	0.3	44	10.6	<0.001	0.039	12	<0.001	51	7.05
	7/20/2022	0.003	0.26	165	64	<0.005	0.030	0.670	0.4	<0.02	0.0009	0.3	49	16.9	<0.001	0.051	14	<0.001	58	10.3
	10/17/2022	0.003	0.26	150	62	<0.005	0.023	0.665	0.4	<0.02	0.0011	0.3	46	13.3	<0.001	0.046	12	<0.001	54	8.33
PMP-07A	12/6/2017	0.006	0.41	80	38	<0.005	<0.005	0.005	0.8	0.24	<0.0003	<0.1	23	3.71	0.039	0.005	7	<0.001	30	0.251
	2/8/2018	0.013	0.35	76	33	<0.005	<0.005	0.004	0.8	0.36	<0.0003	<0.1	21	3.48	0.042	0.005	7	<0.001	30	0.197
	4/12/2018	0.008	0.59	89	39	<0.005	<0.005	0.004	0.7	0.69	<0.0003	<0.1	24	3.89	0.033	0.004	8	<0.001	53	0.219
	7/11/2018	0.004	0.33	75	41	<0.005	<0.005	0.005	0.7	0.17	<0.0003	<0.1	21	2.97J-	0.036	0.004	8	<0.001	33	0.228
	10/3/2018	0.004	0.38	101	54	<0.005	<0.005	0.009	0.8	0.04	<0.0003	<0.1	27	3.63	0.035	0.006	9	<0.001	35	0.317
	1/16/2019	0.004	0.39	85	40	<0.005	<0.005	0.008	0.8	0.04	0.0004	<0.1	23	2.96	0.036	0.006	8	<0.001	28	0.267
	4/10/2019	0.003	0.41	88	39	<0.005	<0.005	0.008	0.8J-	<0.02	<0.0003	<0.1	24	2.72	0.036	0.005	9	<0.001	34	0.262
	7/16/2019	0.004	0.33	89	49	<0.005	<0.005	0.009	0.8	<0.02	<0.0003	<0.1	26	2.91	0.035	0.006	9	<0.001	35	0.281
	10/2/2019	0.004	0.36	106	49	<0.005	<0.005	0.01	0.7J+	<0.02	<0.0003	<0.1	30	3.56	0.034	0.007	10	<0.001	35	0.364
	1/20/2020	0.003	0.39	102	45J+	<0.005	<0.005	0.01	0.7	<0.02	<0.0003	<0.1	28	3.21	0.031	0.006	9	<0.001	33	0.34
	4/10/2020	0.003	0.36	113	43J+	<0.005	<0.005	0.016	0.6J-	<0.02	<0.0003	<0.1	32	3.83	0.03	0.007	10	<0.001	35	0.399
	7/7/2020	0.003	0.5	113	37	<0.005	<0.005	0.01	0.7J-	<0.02	<0.0003	<0.1	32	3.72	0.03	0.006	9	<0.001	36	0.363
	9/30/2020	0.003	0.4	97	38	<0.005	<0.005	0.009	0.6J-	<0.02	<0.0003	<0.1	27	3.4	0.03	0.005	9	<0.001	34	0.326
	1/15/2021	0.003	0.4	112	23	<0.005	<0.005	0.011	0.5	<0.02	<0.0003	<0.1	31	4.19	0.026J	0.008	9	<0.001	32	0.481
	4/5/2021	0.003	0.38	106J+	22	<0.005	<0.005	0.01	0.6	<0.02	<0.0003	<0.1	30	3.76	0.024J+	0.007	8	<0.001	28	0.426
	7/8/2021	0.003	0.35	81	15	<0.005	<0.005	0.008	0.5	<0.02	<0.0003	<0.1	21	2.95	0.027J+	0.005	6	<0.001	25	0.322
	10/8/2021	0.003	0.37	76	18	<0.005	<0.005	0.008	0.5	<0.02	<0.0003	<0.1	21	2.89	0.028	0.005	7	<0.001	27	0.302
	1/10/2022	0.003	0.38	95	18	<0.005	<0.005	0.009	0.5	<0.02	<0.0003	<0.1	26	3.45	0.025	0.006	7	<0.001	28	0.374
	5/26/2022	0.003	0.33	75	15	<0.005	<0.005	0.006	0.5	<0.02	<0.0003	<0.1	21	2.53	0.024	0.005	6	<0.001	24	0.282
	7/21/2022	0.003	0.33	71	14	<0.005	<0.005	0.008	0.5	<0.02	<0.0003	<0.1	20	2.47	0.027	0.004	6	<0.001	25	0.292
	10/13/2022	0.003	0.35	67	16	<0.005	<0.005	0.007	0.5	<0.02	<0.0003	<0.1	19	2.41	0.031	0.005	6	<0.001	24	0.252

Attachment 2

Parrot Tailings Waste Removal Project

CSM Addendum

METALS

Sample Name	Sample Date	As mg/L	B mg/L	Ca mg/L	Cl mg/L	Cr mg/L	Co mg/L	Cu mg/L	F mg/L	Fe mg/L	Pb mg/L	Li mg/L	Mg mg/L	Mn mg/L	Mo mg/L	Ni mg/L	K mg/L	Se mg/L	Na mg/L	Zn mg/L
PMP-07B	12/6/2017	<0.001	0.07	493	60	<0.005	0.039	<0.002	0.2	1.15	<0.0003	0.2	134	22.6	0.007	0.025	18	<0.001	114	0.618
	2/9/2018	0.002	0.07	509	57	<0.005	0.033	<0.002	0.1	1.82	<0.0003	0.2	141	21.8	0.006	0.031	18	<0.001	126	0.866
	4/11/2018	0.002	0.07	511	55	<0.005	0.03	<0.002	<0.1	2.46	<0.0003	0.2J+	139	21.9	0.006	0.024	18J+	<0.001	124J+	0.79
	7/12/2018	0.002	0.07	506	56	<0.005	0.032	<0.002	0.1	2.35	<0.0003	0.2	140	21.1	0.005	0.027	16	<0.001	114	0.907
	10/4/2018	0.002	0.07	501	59	<0.005	0.031	<0.002	0.1	1.53	<0.0003	0.2	132	19.4	0.004	0.03	16	<0.001	120	1.1
	1/16/2019	0.002	0.07	500	60	<0.005	0.03	0.009	0.1	2.06	<0.0003	0.2	137	20.4	0.004	0.03	14	<0.001	104	1.07
	4/10/2019	0.002	0.07	502	58	<0.005	0.029	<0.002	0.1J-	1.38	<0.0003	0.2	139	19.8	0.004	0.033	16	<0.001	121	1.16
	7/16/2019	0.002	0.06	496	54	<0.005	0.037	0.077	<0.1	0.89	<0.0003	0.2J+	127	19.4	0.003J+	0.034	16	<0.001	115	1.98
	10/3/2019	0.002	0.07	490	54	<0.005	0.03	0.005	<0.1	1.07	<0.0003	0.2	137	18.8	0.004	0.031	16	<0.001	116	1.26
	1/21/2020	0.002	0.07	509	59	<0.005	0.027	0.003	0.1	0.9	<0.0003	0.2	135	19.7	0.003	0.031	16	<0.001	118	1.41
	4/8/2020	0.001	0.07	483	56	<0.005	0.025	<0.002	0.3	0.56	<0.0003	0.2J+	130	18.9	0.003	0.033	16	<0.001	124	1.34
	7/8/2020	0.002	0.07	505	53	<0.005	0.027	0.013	0.2	0.58	0.0003	0.2	134	19.4	0.003	0.03	16	<0.001	118	1.34
	9/30/2020	0.001	0.07	487	57	<0.005	0.026	0.012	<0.1	0.42	<0.0003	0.2	126	18.9	0.003	0.033	16	<0.001	120	1.53
	1/14/2021	0.002	0.07	504	57	<0.005	0.024	0.005	<0.1UJ	0.42	<0.0003	0.2	138	19.3	0.003J	0.031	16	<0.001	118	1.49
	4/6/2021	0.001	0.07	510	58	<0.005	0.026	0.002	<0.1	0.37	<0.0003	0.2	135	19.2	0.003J	0.033	16	<0.001	115	1.39
	7/7/2021	0.001	0.07	452	56	<0.005	0.025	0.003	<0.1	0.31	0.0004	0.2	131	18.9	0.003J+	0.035	15	<0.001	114	1.55
	10/11/2021	0.002	0.07	479	66	<0.005	0.025	0.015	<0.1	0.34	0.0004	0.2	131	18.8	0.003	0.032	15	<0.001	111	1.57
	1/10/2022	0.002	0.07	459	89	<0.005	0.025	<0.002	<0.1	0.61	<0.0003	0.2	139	18.8	0.003	0.035	16	<0.001	121	1.37
	5/31/2022	0.001	0.06	497	76	<0.005	0.02	0.002	<0.1	0.36	<0.0003	0.2	136	19.6	0.003	0.038	15	<0.001	112	1.77
	7/20/2022	<0.001	0.07	486	68	<0.005	<0.005	0.008	0.1	<0.02	<0.0003	0.2	128	5.96	<0.001	0.034	17	<0.001	113	1.86
	10/18/2022	<0.001	0.07	474	71	<0.005	<0.005	0.009	<0.1	<0.02	<0.0003	0.2	131	8.55	<0.001	0.037	15	<0.001	110	2.11
PMP-08A	12/3/2017	0.658	0.59	173	75	<0.005	0.014	<0.002	4.7	90.6	<0.0003	<0.1	45	10	0.01	0.009	15	<0.001	48	10.7
	2/7/2018	0.83	0.55	186	64	<0.005	0.017	0.007	4.1	99.8	<0.0003	<0.1	45	10.1	0.013	0.011	14	<0.001	47	11.8
	4/10/2018	0.736	0.39	214	71	<0.005	0.019	0.008	4.1	110	0.0005	<0.1	52	12.7	0.011	0.012	15	<0.001	60	13
	7/10/2018	0.746	0.42	218	81	<0.005	0.019	0.004	4.4	127	0.0003	<0.1	51	15	0.012	0.01	18	<0.001	65	12
	10/3/2018	0.948	0.52	218	76	<0.005	0.019	<0.002	3.8	116	0.0004	<0.1	49	12.9	0.012	0.01	17	<0.001	63	10.5
	1/15/2019	0.898	0.82	196	54	<0.005	0.019	0.004	4.2	120	<0.0003	<0.1	54	11.2	0.012	0.01	15	<0.001	60	12.4
	4/9/2019	0.708	0.59	194	72	<0.005	0.019	0.011	3.7	98.4	0.0003	<0.1	49	13.1	0.01	0.011	14	<0.001	54	15.5
	7/16/2019	0.76	0.47	192	79	<0.005	0.018	0.003	4.2	117J+	0.0006	<0.1	46	11.4	0.01	0.01	14	<0.001	51	11
	10/2/2019	0.872	0.49	183	71	<0.005	0.017	0.004	4.3	105	0.0005	<0.1	45	9.94	0.013	0.009	16	<0.001	54	9.02
	1/16/2020	0.731	0.56	163	56J+	<0.005	0.015	0.003	4.3	90.5	0.0003	<0.1	43	8.99	0.01	0.009	14	<0.001	50	10.3
	4/8/2020	0.771J	0.46J	176J	57J	<0.005UJ	0.015J	0.007J	3J	93.9J	0.0006J	<0.1UJ	41J	9.09J	0.01J	0.008J	13J	<0.001UJ	49J	10.3J
	7/8/2020	0.825	0.44	163	73	<0.005	0.015	0.042	4.5J+	93.9	0.0004	<0.1	40	9.32	0.011	0.008	14	<0.001	49	10.1
	9/30/2020	0.847	0.51	148	64	<0.005	0.013	0.008	4.2J-	82.9	0.0004	<0.1	35	8.07	0.011	0.007	15	<0.001	46	8.9
	1/14/2021	0.76	0.43	128	53	<0.005	0.011	0.006	4.2J-	74.2	0.0003	<0.1	33	7.11	0.01J	0.006	13	<0.001	38	8.73
	4/5/2021	0.821	0.37	125	57	<0.005	0.013	0.004	4.2J-	75.4	<0.0003	<0.1	32	7.27	0.01	0.007	12	<0.001	37	8.75
	7/7/2021	0.817	0.4	135	55	<0.005	0.013	0.009	3.7	73.3	0.0004	<0.1	31	7.26	0.01J+	0.007	13	<0.001	39	8.26
	10/8/2021	0.992	0.47	110	41	<0.005	0.011	<0.002	4.2	65.3	<0.0003	<0.1	26	5.93	0.011	0.006	13	<0.001	35	7.16
	1/7/2022	0.887	0.4	120	44	<0.005	0.011	0.005	4	62.7	0.0003	<0.1	26	6.46	0.01	0.006	12	<0.001	33	7.95
	5/31/2022	0.005	0.08	188	30	<0.005	<0.005	0.167	0.6	<0.02	<0.0003	0.3	44	0.002	0.002	0.005	15	<0.001	91	1.33
	7/20/2022	0.874	0.33	104	63	<0.005	0.010	0.008	4.3	58.5	0.0007	<0.1	24	5.94	0.010	0.005	12	<0.001	33	6.88
	10/11/2022	1.02	0.40	112	84	<0.005	0.011	0.006	4.8J+	64.3	0.0007	<0.1	25	6.30	0.011	0.007	14	<0.001	37	7.32

Attachment 2

Parrot Tailings Waste Removal Project

CSM Addendum

METALS

Sample Name	Sample Date	As mg/L	B mg/L	Ca mg/L	Cl mg/L	Cr mg/L	Co mg/L	Cu mg/L	F mg/L	Fe mg/L	Pb mg/L	Li mg/L	Mg mg/L	Mn mg/L	Mo mg/L	Ni mg/L	K mg/L	Se mg/L	Na mg/L	Zn mg/L
PMP-08A2	11/29/2017	<0.001	0.07	99	27	<0.005	<0.005	0.012	0.4	<0.02	<0.0003	<0.1	27	0.019	0.003	0.002	8	<0.001	38	0.309
	2/7/2018	<0.001	0.08	99	26	<0.005	<0.005	0.013	0.3	<0.02	<0.0003	<0.1	26	0.01	0.004	0.002	8	<0.001	40	0.315
	4/11/2018	<0.001	0.08	79	25	<0.005	<0.005	0.011	0.3	<0.02	<0.0003	<0.1	21	0.005	0.004	<0.002	8	<0.001	35	0.268
	7/10/2018	<0.001	0.08	75	24	<0.005	<0.005	0.01	0.3	<0.02	<0.0003	<0.1	20	0.005J-	0.004	<0.002	7	<0.001	31	0.247
	10/3/2018	<0.001	0.08	74	25	<0.005	<0.005	0.01	0.4	<0.02	<0.0003	<0.1	20	0.004J+	0.004	<0.002	7	<0.001	29	0.237
	1/15/2019	<0.001	0.08	117	26	<0.005	<0.005	0.014	0.3	<0.02	<0.0003	0.1	31	0.003	0.004	0.002	9	<0.001	44	0.358
	4/9/2019	<0.001	0.08	85	22	<0.005	<0.005	0.011	0.3	<0.02	<0.0003	<0.1	23	0.004	0.004	<0.002	7	<0.001	31	0.244
	7/16/2019	<0.001	0.08	91	22	<0.005	<0.005	0.012	0.3	<0.02	<0.0003	<0.1	26	0.003	0.004	<0.002	7	<0.001	34	0.276
	10/1/2019	<0.001	0.07	80	21	<0.005	<0.005	0.011	0.3J+	<0.02	<0.0003	<0.1	22	0.004	0.004	<0.002	7	<0.001	29	0.241
	1/16/2020	<0.001	0.08	114	23J+	<0.005	<0.005	0.012	0.3	<0.02	<0.0003	<0.1	31	0.003	0.004	<0.002	8	<0.001	43	0.332
	4/8/2020	<0.001	0.08	84	23	<0.005	<0.005	0.011	0.3	<0.02	<0.0003	<0.1	23	0.002	0.004	<0.002	8	<0.001	36	0.258
	7/7/2020	<0.001	0.08	93	24	<0.005	<0.005	0.01	0.4J-	<0.02	<0.0003	<0.1	25	0.002	0.004	<0.002	7	<0.001	37	0.272
	9/30/2020	<0.001	0.09	85	27	<0.005	<0.005	0.01	0.3J-	<0.02	<0.0003	<0.1	22	0.002	0.004	<0.002	7	<0.001	34	0.234
	1/14/2021	<0.001	0.08	107	26	<0.005	<0.005	0.012	0.3	<0.02	<0.0003	<0.1	29	0.003	0.004J	<0.002	8	<0.001	41	0.326
	4/2/2021	<0.001	0.08	112	28	<0.005	<0.005	0.018	0.4	0.05	<0.0003	<0.1	29	0.007	0.004J	0.002	8	<0.001	39	0.346
	7/7/2021	<0.001	0.08	110	25	<0.005	<0.005	0.012	0.3	0.04	<0.0003	<0.1	28	0.003	0.004J+	<0.002	8	<0.001	41	0.334
	10/7/2021	<0.001	0.08	109	26	<0.005	<0.005	0.01	0.3	<0.02	<0.0003	<0.1	29	0.001J	0.004	<0.002	8	<0.001	42	0.311
	1/8/2022	<0.001	0.08	101	29	<0.005	<0.005	0.01	0.4	<0.02	<0.0003	<0.1	26	0.002	0.004	<0.002	8	<0.001	40	0.281
	5/25/2022	<0.001	0.08	96	29	<0.005	<0.005	0.01	0.4	<0.02	<0.0003	<0.1	25	<0.001	0.004	<0.002	8	<0.001	38	0.285
	7/20/2022	<0.001	0.08	84	30	<0.005	<0.005	0.010	0.4	<0.02	<0.0003	<0.1	22	0.001	0.004	<0.002	7	<0.001	34	0.257
	10/12/2022	<0.001	0.08	84	33	<0.005	<0.005	0.011	0.4J+	<0.02	<0.0003	<0.1	23	0.001	0.004	<0.002	7	<0.001	34	0.283
PMP-08B	11/29/2017	0.003	0.09	204	31	<0.005	<0.005	0.108	0.5	0.05	<0.0003	0.3	48	0.218	0.003	0.006	14	<0.001	86	1.08
	2/7/2018	0.003	0.09	196	30	<0.005	<0.005	0.126	0.5	<0.02	<0.0003	0.3	45	0.102	0.003	0.006	14	<0.001	87	1.15
	4/11/2018	0.004	0.09	206	29	<0.005	<0.005	0.156	0.4	<0.02	<0.0003	0.2	46	0.072	0.002	0.006	15	<0.001	90	1.32
	7/10/2018	0.004	0.09	187	29	<0.005	<0.005	0.17	0.5	<0.02	<0.0003	0.2	43	0.024J-	0.002	0.006	16	<0.001	83	1.41
	10/3/2018	0.005	0.09	193	31	<0.005	<0.005	0.189	0.6	<0.02	<0.0003	0.3	44	0.017J+	0.002	0.006	15	<0.001	87	1.56
	1/15/2019	0.005	0.1	212	30	<0.005	<0.005	0.206	0.5	<0.02	<0.0003	0.3	47	0.009	0.002	0.007	15	<0.001	93	1.67
	4/9/2019	0.005	0.09	205	29	<0.005	<0.005	0.204	0.5	<0.02	<0.0003	0.3	45	0.007	0.002	0.007	14	<0.001	83	1.61
	7/16/2019	0.006	0.1	219	29	<0.005	<0.005	0.23	0.6	<0.02	<0.0003	0.3	48	0.004	0.002	0.008	15	<0.001	85	2
	10/1/2019	0.006	0.1	198	28	<0.005	<0.005	0.215	0.6J+	<0.02	<0.0003	0.3	45	0.005	0.002	0.007	14	<0.001	84	1.78
	1/16/2020	0.005	0.09	209	30J+	<0.005	<0.005	0.199	0.6	<0.02	<0.0003	0.3	48	0.009	0.002	0.007	15	<0.001	89	1.73
	4/8/2020	0.005	0.1	199	28	<0.005	<0.005	0.207	0.5	<0.02	<0.0003	0.3	46	0.008	0.002	0.007	16	<0.001	94	1.71
	7/7/2020	0.007	0.1	227	29	<0.005	<0.005	0.24	0.7J-	0.05	0.0005	0.3	50	0.004	0.002	0.008	15	<0.001	90	2.09
	9/30/2020	0.005	0.09	211	31	<0.005	<0.005	0.205	0.5J-	<0.02	<0.0003	0.3	46	0.003	0.002	0.006	14	<0.001	88	1.68
	1/14/2021	0.006	0.1	204	29	<0.005	<0.005	0.207	0.5	0.03	0.0004	0.3	46	0.003	0.002J	0.006	15	<0.001	91	1.68
	4/2/2021	0.006	0.1	192	31	<0.005	<0.005	0.206	0.6	<0.02	<0.0003	0.3	45	0.002	0.002J	0.007	13	<0.001	82	1.53
	7/7/2021	0.006	0.1	212	28	<0.005	<0.005	0.199	0.5	<0.02	<0.0003	0.3	45	0.002	0.002J+	0.006	14	<0.001	89	1.61
	10/7/2021	0.006	0.1	202	28	<0.005	<0.005	0.195	0.5	<0.02	<0.0003	0.3	46	0.002J	0.002J+	0.006	14	<0.001	88	1.69
	1/8/2022	0.006	0.1	196	29	<0.005	<0.005	0.196	0.6	<0.02	<0.0003	0.3	43	0.002	0.002	0.006	14	<0.001	88	1.65
	5/25/2022	0.006	0.1	202	31	<0.005	<0.005	0.192	0.7	<0.02	<0.0003	0.3	44	0.004	0.002	0.007	14	<0.001	87	1.68
	7/20/2022	0.007	0.10	204	30	<0.005	<0.005	0.209	0.6	<0.02	<0.0003	0.3	44	0.004	0.002	0.007	15	<0.001	87	1.81
	10/12/2022	0.006	0.10	198	32	<0.005	<0.005	0.213	0.7J+	<0.02	<0.0003	0.3	45	0.004	0.002	0.007	14	<0.001	87	1.68

Attachment 2

Parrot Tailings Waste Removal Project

CSM Addendum

METALS

Sample Name	Sample Date	As mg/L	B mg/L	Ca mg/L	Cl mg/L	Cr mg/L	Co mg/L	Cu mg/L	F mg/L	Fe mg/L	Pb mg/L	Li mg/L	Mg mg/L	Mn mg/L	Mo mg/L	Ni mg/L	K mg/L	Se mg/L	Na mg/L	Zn mg/L
PMP-09A	11/29/2017	0.003	0.11	171	70	<0.005	<0.005	0.037	1	<0.02	<0.0003	0.2	39	1.47	0.012	0.006	12	<0.001	77	0.704
	2/7/2018	0.003	0.12	179	68	<0.005	<0.005	0.043	0.9	<0.02	<0.0003	0.2	40	0.234	0.008	0.004	12	<0.001	78	0.753
	4/12/2018	0.002	0.12	184	70	<0.005	<0.005	0.047	0.8	<0.02	<0.0003	0.2	42	0.076	0.006	0.002	12	<0.001	78	0.797
	7/10/2018	0.003	0.11	161	70	<0.005	<0.005	0.047	0.9	<0.02	<0.0003	0.2	37	0.041J-	0.007	0.003	14	<0.001	75	0.719
	10/3/2018	0.003	0.11	167	72	<0.005	<0.005	0.048	1	<0.02	<0.0003	0.2	36	0.024	0.007	0.003	12	<0.001	77	0.672
	1/15/2019	0.003	0.12	163	70	<0.005	<0.005	0.069	0.9	<0.02	<0.0003	0.2	37	0.076	0.006	0.003	12	<0.001	78	0.78
	4/9/2019	0.003	0.13	163	66	<0.005	<0.005	0.051	1	<0.02	<0.0003	0.2	38	0.023	0.007	0.003	12	<0.001	78	0.703
	7/15/2019	0.003	0.11	170	76	<0.005	<0.005	0.047	0.9	<0.02	<0.0003	0.2J+	38	0.014	0.007	0.003	11	<0.001	72	0.731
	10/2/2019	0.003	0.11	162	70	<0.005	<0.005	0.047	0.9	<0.02	<0.0003	0.2	38	0.006	0.007	0.002	12	<0.001	75	0.669
	1/17/2020	0.003	0.11	160	70J+	<0.005	<0.005	0.044	1	<0.02	<0.0003	0.2	37	0.003	0.006	0.003	12	<0.001	76	0.656
	4/8/2020	0.003J	0.11J	165J	66J	<0.005UJ	<0.005UJ	0.047J	0.7J	<0.02UJ	<0.0003UJ	0.2J	37J	0.009J	0.007J	0.003J	12J	<0.001UJ	76J	0.648J
	7/7/2020	0.003	0.11	168	67	<0.005	<0.005	0.046	1J+	<0.02	<0.0003	0.2	38	0.002	0.007	0.002	12	<0.001	75	0.677
	9/30/2020	0.003	0.11	159	69	<0.005	<0.005	0.045	0.9J-	<0.02	<0.0003	0.2	36	0.002	0.006	0.002U	12	<0.001	78	0.627
	1/14/2021	0.003	0.12	170	69	<0.005	<0.005	0.045	0.9J-	<0.02	<0.0003	0.2	38	<0.001	0.007J	0.002	12	<0.001	78	0.653
	4/5/2021	0.003	0.11	161	69	<0.005	<0.005	0.05	0.9J-	<0.02	<0.0003	0.2	37	<0.001	0.006	0.003	12	<0.001	77	0.698
	7/6/2021	0.003	0.12	187	65	<0.005	<0.005	0.048	0.9	<0.02	<0.0003	0.2	41	<0.001	0.006J+	0.003	11	<0.001	73	0.728
	10/8/2021	0.003	0.11	165	65	<0.005	<0.005	0.047	0.9	<0.02	<0.0003	0.2	37	<0.001	0.006	0.003	12	<0.001	78	0.697
	1/6/2022	0.003	0.12	164	66	<0.005	<0.005	0.048	0.9	<0.02	<0.0003	0.2	36	<0.001	0.006	0.003	12	<0.001	77	0.744
	5/31/2022	0.003	0.1	172	68	<0.005	<0.005	0.047	0.9	<0.02	<0.0003	0.2	40	<0.001	0.006	0.003	13	<0.001	82	0.714
	7/21/2022	0.003	0.12	178	69	<0.005	<0.005	0.049	0.9	<0.02	<0.0003	0.2	42	0.001	0.006	0.002	12	<0.001	78	0.739
	10/12/2022	0.003	0.12	176	73J	<0.005	<0.005	0.054	1.0J+	<0.02	<0.0003	0.2	41	<0.001	0.007	0.003	12	<0.001	80	0.749
PMP-09B	12/3/2017	0.007	0.07	192	80	<0.005	<0.005	<0.002	0.9	<0.02	<0.0003	0.2	43	2.47	0.025	0.01	13	<0.001	63	1.44
	2/7/2018	0.008	0.08	176	64	<0.005	<0.005	<0.002	0.8	0.26	<0.0003	0.2	36	5.02	0.024	0.013	12	<0.001	65	0.665
	4/10/2018	0.008	0.09	173	62	<0.005	<0.005	<0.002	0.7	0.09	<0.0003	0.3	37	4.02	0.015	0.013	13	<0.001	67	1.2
	7/10/2018	0.011	0.08	196	73	<0.005	<0.005	<0.002	0.7	0.14	0.0005	0.2	40	2.06	0.01	0.014	13	<0.001	62	1.72
	10/3/2018	0.011	0.07	192	74	<0.005	<0.005	0.002	0.8	0.06	0.0006	0.2	38	1.28	0.005	0.013	13	<0.001	64	1.85
	1/15/2019	0.011	0.09	172	59	<0.005	<0.005	0.004	0.7	<0.02	<0.0003	0.3	35	0.949	0.006	0.013	13	<0.001	68	1.66
	1/15/2019	0.011	0.09	172	59	<0.005	<0.005	0.004	0.7	<0.02	<0.0003	0.3	35	0.949	0.006	0.013	13	<0.001	68	1.66
	4/9/2019	0.01	0.07	197	63	<0.005	<0.005	0.004	0.7	<0.02	<0.0003	0.3	40	1.02	0.008	0.014	13	<0.001	65	1.74
	7/15/2019	0.01	0.08	192	72	<0.005	<0.005	0.004	0.8	<0.02	<0.0003	0.3J+	40	0.866	0.007	0.015	12	<0.001	59	1.84
	10/2/2019	0.01	0.08	190	70	<0.005	<0.005	0.002	0.7	0.03	0.0003	0.2	39	0.649	0.005	0.013	12	<0.001	63	1.63
	1/17/2020	0.008	0.11	146	65J+	<0.005	<0.005	0.002	0.8	0.03	<0.0003	0.3	29	0.262	0.003	0.01	12	<0.001	71	1.33
	4/8/2020	0.011	0.09	182	63	<0.005	<0.005	0.009	0.6	<0.02	<0.0003	0.3	36	0.312	0.004	0.011	13	<0.001	67	1.67
	7/7/2020	0.012	0.08	198	70	<0.005	<0.005	0.005	0.9J+	<0.02	<0.0003	0.2	40	0.307	0.004	0.011	12	<0.001	62	1.83
	9/30/2020	0.011	0.09	178	61	<0.005	<0.005	0.003	0.7J-	<0.02	<0.0003	0.3	35	0.258	0.003	0.011	13	<0.001	66	1.7
	1/14/2021	0.012	0.08	189	64	<0.005	<0.005	0.003	0.7J-	<0.02	<0.0003	0.3	38	0.212	0.003J	0.01	13	<0.001	65	1.75
	4/5/2021	0.013	0.08	180	65	<0.005	<0.005	0.003	0.7J-	<0.02	<0.0003	0.3	37	0.157	0.003J	0.009	13	<0.001	66	1.72
	7/6/2021	0.012	0.12	135	33	<0.005	<0.005	0.003	0.7	<0.02	<0.0003	0.3	29	0.03	0.002J+	0.007	12	<0.001	68	1.61
	10/8/2021	0.011	0.13	121	28	<0.005	<0.005	0.002J+	0.7	<0.02	<0.0003	0.4	23	0.001	0.002	0.006	12	<0.001	77	1.42
	1/6/2022	0.012	0.12	140	47	<0.005	<0.005	0.003	0.7	<0.02	<0.0003	0.3	26	0.018	0.002	0.007	12	<0.001	74	1.47
	5/31/2022	0.012	0.07	172	59	<0.005	<0.005	0.004	0.7	<0.02	<0.0003	0.3	36	0.089	0.003	0.007	13	<0.001	71	1.56
	7/21/2022	0.012	0.13	137	36	<0.005	<0.005	0.002	0.7	<0.02	<0.0003	0.3	27	0.002	0.002	0.007	12	<0.001	73	1.48
	10/11/2022	0.012	0.14	124	32	<0.005	<0.005	0.003	0.8J+	<0.02	<0.0003	0.4	25	0.002	0.002	0.006	13	<0.001	78	1.46

Attachment 2

Parrot Tailings Waste Removal Project

CSM Addendum

METALS

Sample Name	Sample Date	As mg/L	B mg/L	Ca mg/L	Cl mg/L	Cr mg/L	Co mg/L	Cu mg/L	F mg/L	Fe mg/L	Pb mg/L	Li mg/L	Mg mg/L	Mn mg/L	Mo mg/L	Ni mg/L	K mg/L	Se mg/L	Na mg/L	Zn mg/L
PMP-10A	11/29/2017	0.002	<0.05	38	13	<0.005	<0.005	0.002	0.5	0.06	<0.0003	<0.1	9	0.207	0.008	<0.002	4	<0.001	18	0.125
	2/5/2018	0.002	<0.05	39	14	<0.005	<0.005	<0.002	0.4	0.08	<0.0003	<0.1	9	0.14	0.009	<0.002	3	<0.001	17	0.156
	4/9/2018	0.002	<0.05	41	17	<0.005	<0.005	<0.002	0.3	0.03J+	<0.0003	<0.1	9	0.134	0.008	<0.002	3	<0.001	18	0.168
	7/9/2018	0.002	<0.05	35	13	<0.005	<0.005	<0.002	0.4	<0.02	<0.0003	<0.1	8	0.059	0.012	<0.002	3	<0.001	18	0.138
	10/2/2018	0.002	<0.05	33	12	<0.005	<0.005	<0.002	0.5	<0.02	<0.0003	<0.1	7	0.067	0.011	<0.002	4	<0.001	19	0.124
	1/14/2019	0.002	<0.05	35	12	<0.005	<0.005	<0.002	0.4	0.03	<0.0003	<0.1	8	0.109J+	0.009J+	<0.002	4	<0.001	18	0.155
	4/8/2019	0.002	<0.05	36	12	<0.005	<0.005	<0.002	0.4	<0.02	<0.0003	<0.1	8	0.084	0.011	<0.002	3	<0.001	18	0.126
	7/15/2019	0.002	<0.05	36	20	<0.005	<0.005	<0.002	0.4	<0.02	<0.0003	<0.1	8	0.086	0.01J+	<0.002	3	<0.001	19	0.145
	10/1/2019	0.002	<0.05	32	9	<0.005	<0.005	<0.002	0.5	<0.02	<0.0003	<0.1	7	0.055	0.013	<0.002	4	<0.001	19	0.105
	1/16/2020	0.002	<0.05	35	11J+	<0.005	<0.005	<0.002	0.5	0.03	<0.0003	<0.1	8	0.086	0.01	<0.002	4	<0.001	19	0.145J+
	4/7/2020	0.002	<0.05	43	12	<0.005	<0.005	0.003	0.4	0.03	<0.0003	<0.1	9	0.176	0.009	<0.002	4	<0.001	19	0.138
	7/7/2020	0.002	<0.05	41	18	<0.005	<0.005	<0.002	0.5J+	<0.02	<0.0003	<0.1	9	0.048	0.008	<0.002	4	<0.001	20	0.123
	9/29/2020	0.002	<0.05	40	14J+	<0.005	<0.005	<0.002	0.5J+	0.02	<0.0003	<0.1	9	0.068	0.009	<0.002	4	<0.001	19	0.127
	1/12/2021	0.002	<0.05	36	11	<0.005	<0.005	0.008	0.5	0.03	<0.0003	<0.1	8	0.084	0.01	<0.002	4	<0.001	18	0.138
	4/2/2021	0.002	<0.05	37	13	<0.005	<0.005	<0.002	0.5	0.02	<0.0003	<0.1	8	0.126	0.009J	<0.002	3	<0.001	17	0.137
	7/7/2021	0.002	<0.05	32	10	<0.005	<0.005	<0.002	0.5	0.03	<0.0003	<0.1	7	0.116	0.011J+	<0.002	3	<0.001	14	0.088
	10/7/2021	0.002	<0.05	37	10	<0.005	<0.005	0.004	0.5	0.02	<0.0003	<0.1	8	0.081J	0.012	<0.002	4	<0.001	18	0.14
	1/5/2022	0.002	<0.05	41	13	<0.005	<0.005	<0.002	0.5	0.03	<0.0003	<0.1	9	0.072	0.011	<0.002	4	<0.001	17	0.126
	5/25/2022	0.002	<0.05	41	18	<0.005	<0.005	<0.002	0.5	0.13	<0.0003	<0.1	9	0.102	0.01	<0.002	3	<0.001	18	0.112
	7/20/2022	0.002	<0.05	39	13	<0.005	<0.005	<0.002	0.5	0.03	<0.0003	<0.1	8	0.158	0.011	<0.002	4	<0.001	18	0.099
	10/12/2022	0.003	<0.05	37	12	<0.005	<0.005	<0.002	0.6J+	0.04	<0.0003	<0.1	8	0.131	0.014	<0.002	4	<0.001	18	0.097
PMP-10B	11/29/2017	0.002	<0.05	70	16	<0.005	<0.005	<0.002	0.4	0.02	<0.0003	<0.1	16	2.3	0.045	0.008	6	<0.001	34	0.124
	2/5/2018	0.003	<0.05	75	17	<0.005	<0.005	<0.002	0.4	0.25	<0.0003	<0.1	17	1.77	0.048	0.007	6	<0.001	34	0.099
	3/30/2018	0.003	<0.05	74	18	<0.005	<0.005	<0.002	0.4	0.52	<0.0003	<0.1	17	1.83	0.045	0.005	6	<0.001	35	0.089
	4/9/2018	0.002	<0.05	73	17	<0.005	<0.005	<0.002	0.3	0.46	<0.0003	<0.1	17	1.54	0.041	0.004	6	<0.001	35	0.098
	7/9/2018	0.003	<0.05	75	16	<0.005	<0.005	<0.002	0.4	0.14	<0.0003	<0.1	17	0.599	0.037	0.005	6	<0.001	33	0.126
	10/2/2018	0.002	<0.05	75	17	<0.005	<0.005	<0.002	0.4	0.1	<0.0003	<0.1	17	0.278	0.032	0.003	7	<0.001	36	0.124
	1/14/2019	0.002	<0.05	77	17	<0.005	<0.005	<0.002	0.4	0.04	<0.0003	<0.1	18	0.099J+	0.031J+	0.003	7	<0.001	37	0.126
	4/8/2019	0.002	<0.05	80	16	<0.005	<0.005	<0.002	0.4	0.03	<0.0003	<0.1	18	0.064	0.031	0.002	6	<0.001	35	0.129
	7/15/2019	0.002	<0.05	73	16	<0.005	<0.005	<0.002	0.4	<0.02	<0.0003	<0.1	17	0.023	0.032	<0.002	6	<0.001	33	0.104
	10/1/2019	0.002	<0.05	75	16	<0.005	<0.005	<0.002	0.4	<0.02	<0.0003	<0.1	17	0.019	0.032	<0.002	6	<0.001	36	0.11
	4/7/2020	0.002	<0.05	73	16	<0.005	<0.005	<0.002	0.3	<0.02	<0.0003	<0.1	17	0.027	0.032	<0.002	6	<0.001	36	0.118
	7/7/2020	0.002	<0.05	74	15	<0.005	<0.005	<0.002	0.4	<0.02	<0.0003	<0.1	17	0.007	0.031	<0.002	6	<0.001	34	0.107
	9/29/2020	0.002	<0.05	76	16J+	<0.005	<0.005	<0.002	0.4J+	<0.02	<0.0003	<0.1	17	0.004	0.031	<0.002	6	<0.001	31	0.097
	1/12/2021	0.002	<0.05	73	16	<0.005	<0.005	<0.002	0.4	<0.02	<0.0003	<0.1	17	0.004	0.031	<0.002	6	<0.001	34	0.102
	4/2/2021	0.002	<0.05	65	15	<0.005	<0.005	<0.002	0.4	<0.02	<0.0003	<0.1	15	0.002	0.031J	<0.002	6	<0.001	32	0.095
	7/7/2021	0.002	<0.05	77	14	<0.005	<0.005	<0.002	0.4	<0.02	<0.0003	<0.1	17	0.005	0.031J+	<0.002	5	<0.001	30	0.099
	10/7/2021	0.002	<0.05	69	14	<0.005	<0.005	<0.002	0.4	<0.02	<0.0003	<0.1	16	0.004J	0.033	<0.002	6	<0.001	32	0.087
	5/25/2022	0.002	<0.05	72	15	<0.005	<0.005	<0.002	0.4	<0.02	<0.0003	<0.1	17	0.002	0.032	<0.002	6	<0.001	32	0.082
	7/20/2022	0.002	<0.05	71	14	<0.005	<0.005	<0.002	0.4	<0.02	<0.0003	<0.1	17	0.054	0.032	<0.002	6	<0.001	32	0.091
	10/12/2022	0.002	<0.05	69	16	<0.005	<0.005	<0.002	0.4	<0.02	<0.0003	<0.1	16	0.005	0.033	<0.002	6	<0.001	32	0.095

Attachment 2

Parrot Tailings Waste Removal Project

CSM Addendum

METALS

Sample Name	Sample Date	As mg/L	B mg/L	Ca mg/L	Cl mg/L	Cr mg/L	Co mg/L	Cu mg/L	F mg/L	Fe mg/L	Pb mg/L	Li mg/L	Mg mg/L	Mn mg/L	Mo mg/L	Ni mg/L	K mg/L	Se mg/L	Na mg/L	Zn mg/L
PMP-11A	11/29/2017	0.002	<0.05	26	10	<0.005	<0.005	<0.002	1.3	0.08	<0.0003	<0.1	6	0.24	0.019	<0.002	4	<0.001	22	0.032
	2/5/2018	0.002	<0.05	26	10	<0.005	<0.005	<0.002	1.2	0.06	<0.0003	<0.1	6	0.087	0.027	<0.002	3	<0.001	22	0.04
	4/9/2018	0.002	<0.05	26	10	<0.005	<0.005	<0.002	1.1	0.04J+	<0.0003	<0.1	6	0.03	0.026	<0.002	3	<0.001	22	0.074
	7/9/2018	0.002	<0.05	25	10	<0.005	<0.005	<0.002	1.1	<0.02	<0.0003	<0.1	6	0.011	0.026	<0.002	3	<0.001	22	0.041
	10/2/2018	0.002	<0.05	26	10	<0.005	<0.005	<0.002	1.2	<0.02	<0.0003	<0.1	6	0.011	0.026	<0.002	4	<0.001	23	0.044
	1/14/2019	0.002	<0.05	25	10	<0.005	<0.005	<0.002	1.1	<0.02	<0.0003	<0.1	6	0.006J+	0.027J+	<0.002	3	<0.001	22	0.045
	4/8/2019	0.002	<0.05	26	10	<0.005	<0.005	<0.002	1.1	<0.02	<0.0003	<0.1	6	0.004	0.025	<0.002	3	<0.001	21	0.044
	7/15/2019	0.002	<0.05	25	11	<0.005	<0.005	<0.002	1.2	<0.02	<0.0003	<0.1	6	0.002	0.025	<0.002	3	<0.001	20	0.044
	10/1/2019	0.002	<0.05	24	10	<0.005	<0.005	0.002	1.1	<0.02	<0.0003	<0.1	6	0.001	0.024	<0.002	3	<0.001	22	0.046
	1/15/2020	0.002	<0.05	24	10J+	<0.005	<0.005	<0.002	1.1	<0.02	<0.0003	<0.1	6	0.002	0.024	<0.002	3	<0.001	23	0.045J+
	4/8/2020	0.002	<0.05	27	11	<0.005	<0.005	<0.002	1.1	<0.02	<0.0003	<0.1	6	0.001	0.025	<0.002	4	<0.001	24	0.047
	7/6/2020	0.002	<0.05	27	11	<0.005	<0.005	<0.002	1.3J+	<0.02	<0.0003	<0.1	7	0.001	0.025	<0.002	3	<0.001	20	0.045
	9/28/2020	0.002	<0.05	26	11	<0.005	<0.005	<0.002	1.1	<0.02	<0.0003	<0.1	6	<0.001	0.024	<0.002	3	<0.001	22	0.044
	1/12/2021	0.002	<0.05	28	12	<0.005	<0.005	<0.002	1.1	<0.02	<0.0003	<0.1	7	0.001	0.023	<0.002	3	<0.001	22	0.046
	4/1/2021	0.002	<0.05	26	12	<0.005	<0.005	<0.002	1.2	<0.02	<0.0003	<0.1	6	<0.001	0.024	<0.002	3	<0.001	22	0.048
	7/6/2021	0.002	<0.05	28	11	<0.005	<0.005	<0.002	1J-	<0.02	<0.0003	<0.1	7	<0.001	0.023	<0.002	3	<0.001	21	0.049
	10/6/2021	0.002	<0.05	29	12	<0.005	<0.005	<0.002	1.1	<0.02	<0.0003	<0.1	7	<0.001	0.024	<0.002	3	<0.001	23	0.047
	1/5/2022	0.002	<0.05	28	20	<0.005	<0.005	0.002	1.2	<0.02	<0.0003	<0.1	7	<0.001	0.024	<0.002	3	<0.001	23	0.051
	5/25/2022	0.002	<0.05	27	14	<0.005	<0.005	<0.002	1.2	<0.02	<0.0003	<0.1	7	<0.001	0.023	<0.002	3	<0.001	21	0.048
	7/19/2022	0.002	<0.05	27	12	<0.005	<0.005	<0.002	1.1	<0.02	<0.0003	<0.1	7	<0.001	0.024	<0.002	4J+	<0.001	21	0.051
	10/12/2022	0.002	<0.05	29	14	<0.005	<0.005	<0.002	1.2J+	<0.02	<0.0003	<0.1	7	<0.001	0.025	<0.002	4	<0.001	25	0.052
PMP-11B	11/29/2017	0.004	<0.05	28	8	<0.005	<0.005	<0.002	1.1	<0.02	<0.0003	<0.1	6	0.124	0.02	<0.002	3	<0.001	22	0.041
	4/13/2018	0.004	<0.05	27	8	<0.005	<0.005	<0.002	1J-	<0.02	<0.0003	<0.1	6	0.014	0.019	<0.002	3	<0.001	24	0.047J+
	7/9/2018	0.002	<0.05	26	10	<0.005	<0.005	<0.002	1.2	0.03	<0.0003	<0.1	6	0.016	0.026	<0.002	3	<0.001	22	0.041
	10/2/2018	0.005	<0.05	27	9	<0.005	<0.005	<0.002	1.2	<0.02	<0.0003	<0.1	6	0.003	0.02	<0.002	3	<0.001	22	0.051
	1/14/2019	0.004	<0.05	27	9	<0.005	<0.005	<0.002	1.1J-	<0.02	<0.0003	<0.1	6	0.016	0.02	<0.002	3	<0.001	22	0.049
	4/8/2019	0.004	<0.05	26	8	<0.005	<0.005	<0.002	1.1	<0.02	<0.0003	<0.1	6	0.003	0.022	<0.002	3	<0.001	21	0.047
	7/15/2019	0.005	<0.05	26	9	<0.005	<0.005	<0.002	1.2	<0.02	<0.0003	<0.1	6	<0.001	0.022	<0.002	3	<0.001	22	0.05
	10/1/2019	0.005	<0.05	26	8	<0.005	<0.005	<0.002	1.1	<0.02	<0.0003	<0.1	6	<0.001	0.021	<0.002	3	<0.001	22	0.05
	1/15/2020	0.005	<0.05	24	9J+	<0.005	<0.005	<0.002	1.1	<0.02	<0.0003	<0.1	6	<0.001	0.021	<0.002	3	<0.001	22	0.049J+
	4/7/2020	0.005	<0.05	25	9	<0.005	<0.005	<0.002	1	<0.02	<0.0003	<0.1	6	<0.001	0.02	<0.002	3	<0.001	22	0.051
	7/6/2020	0.004	<0.05	26	9	<0.005	<0.005	<0.002	1.2J+	<0.02	<0.0003	<0.1	6	<0.001	0.019	<0.002	3	<0.001	21	0.052
	9/28/2020	0.004	<0.05	27	10J+	<0.005	<0.005	<0.002	1J+	<0.02	<0.0003	<0.1	6	<0.001	0.019	<0.002	3	<0.001	20	0.048
	1/11/2021	0.004	<0.05	29	10	<0.005	<0.005	<0.002	1	<0.02	<0.0003	<0.1	7	<0.001	0.017	<0.002	3	<0.001	23	0.053
	4/1/2021	0.004	<0.05	26	10	<0.005	<0.005	<0.002	1.2	<0.02	<0.0003	<0.1	6	<0.001	0.018	<0.002	3	<0.001	20	0.052
	7/6/2021	0.005	<0.05	27	9	<0.005	<0.005	<0.002	0.9J-	<0.02	<0.0003	<0.1	6	<0.001	0.019J+	<0.002	3	<0.001	21	0.051
	10/6/2021	0.005	<0.05	26	9	<0.005	<0.005	<0.002	1	<0.02	<0.0003	<0.1	6	<0.001	0.019	<0.002	3	<0.001	20	0.049
	1/5/2022	0.004	<0.05	27	10	<0.005	<0.005	<0.002	1.1	<0.02	<0.0003	<0.1	6	<0.001	0.018	<0.002	3	<0.001	21	0.048
	5/24/2022	0.005	<0.05	27	9	<0.005	<0.005	<0.002	1.1	<0.02	<0.0003	<0.1	6	<0.001	0.019	<0.002	3	<0.001	21	0.047
	7/18/2022	0.005	<0.05	27	8	<0.005	<0.005	0.002	1.1	<0.02	<0.0003	<0.1	6	0.004	0.018	<0.002	3J+	<0.001	19	0.061
	10/11/2022	0.005	<0.05	26	9	<0.005	<0.005	0.009	1.2J+	<0.02	<0.0003	<0.1	6	<0.001	0.020	<0.002	3	<0.001	21	0.051

Attachment 2

Parrot Tailings Waste Removal Project

CSM Addendum

METALS

Sample Name	Sample Date	As mg/L	B mg/L	Ca mg/L	Cl mg/L	Cr mg/L	Co mg/L	Cu mg/L	F mg/L	Fe mg/L	Pb mg/L	Li mg/L	Mg mg/L	Mn mg/L	Mo mg/L	Ni mg/L	K mg/L	Se mg/L	Na mg/L	Zn mg/L
PMP-12	4/17/2018	0.01	0.13	15	43	<0.005	<0.005	0.022	0.7	0.05	0.0203	0.1	13	0.086	0.006	0.002	2	<0.001	13	0.027J+
	7/12/2018	0.006	0.34	67	22	<0.005	<0.005	0.008	1.7	0.33	0.0004	<0.1	22	0.111	0.009	<0.002	9	<0.001	45	0.177
	10/8/2018	0.003	0.2	42	14	<0.005	<0.005	0.009J+	0.9J-	0.08J+	<0.0003	<0.1	12	0.163	0.006	<0.002	6	<0.001	20	0.102J+
	4/15/2019	0.004	0.2	64	26	<0.005	<0.005	0.004J+	1	0.06J+	<0.0003	<0.1	19	0.807	0.008	<0.002	7	<0.001	29	0.297
	7/18/2019	0.005	0.31	65	20	<0.005	<0.005	0.005	1.7	<0.02	<0.0003	<0.1	21	0.099	0.011	<0.002	10	<0.001	40	0.026
	10/7/2019	0.007	0.25	239	18	<0.005	<0.005	0.011	1.4J+	0.79	0.002	<0.1	24	1.3	0.293	<0.002	19	0.001	62	0.248
	4/14/2020	0.003J	0.06	132	18	<0.005	<0.005	<0.002UJ	0.8	0.04J	<0.0003UJ	<0.1	11	0.334J	0.2	<0.002	11	<0.001	32	0.066J
	7/10/2020	0.007	0.07	18	12	<0.005	<0.005	0.038	0.8	0.05	0.0006	<0.1	5	0.034	0.011	<0.002	4	<0.001	6	0.022
	10/3/2020	0.003	0.38	106	17	<0.005	<0.005	0.004	1.7J-	<0.02	<0.0003	<0.1	20	0.018	0.125	<0.002	14	<0.001	47	0.017
	4/8/2021	0.003	0.06	500	15	<0.005	<0.005	0.002	2.8	0.06	<0.0003	<0.1	13	0.392	0.821J+	<0.002	30	0.003	85	0.119
	7/13/2021	0.004	<0.05	287	9J	<0.005	<0.005	0.003	1.7J	0.5	0.0009	<0.1	5	0.507	0.423J+	<0.002	18	0.001	49	0.025
	10/14/2021	0.003	0.11	388	12J-	<0.005	<0.005	0.005	1.7J-	<0.02	<0.0003J+	<0.1	9	0.264J+	0.609	<0.002	26	0.002	72	0.106J+
	5/31/2022	0.006	<0.05	484	14	<0.005	<0.005	0.011	1.6	0.47	0.0018	<0.1	15	0.484	0.728	<0.002	29	0.002	80	0.05
	7/22/2022	0.009	0.43	57	21J	<0.005	<0.005	0.004	2.0J	0.47	<0.0003	<0.1	20	0.055	0.035	<0.002	11	<0.001	44	0.011
	10/18/2022	0.002	0.10	287	17	<0.005	<0.005	0.003	1.5	<0.02	<0.0003	<0.1	10	0.028	0.304	<0.002	20	<0.001	60	0.020
PMP-IDW-1	7/16/2020	0.008	0.15	440	207	<0.005	0.5	36	4.8	0.18	0.0007	0.3	52	69.4	<0.001	0.186	13	0.002	68	103
	10/2/2020	0.006	0.13	413	188	<0.005	0.431	31.7J-	3.4	0.07	0.0006	0.3	46	58.9	<0.001	0.168	13	0.002	67	89.5
	1/20/2021	0.007	0.14	427	179	<0.005	0.427	31.8	3.2J-	<0.02	0.0003	0.3	45	55.2	<0.001	0.168	13	0.001	67	83.7
	3/9/2021	0.007	0.13	370	189	<0.005	0.399	28.9	4.1	0.04	<0.0003	0.3	42	53.7	<0.001	0.162	11	0.002	60	90.1
PMP-IDW-2	7/10/2020	0.011	0.23	411	156	<0.005	3.68	141	13.5	44	0.0049	0.9	134	333	<0.001	0.503	26	0.003	98	262
	10/2/2020	0.012	0.26	459	236	<0.005	4.22	155J-	14.4	36.8	0.0066	0.9	140	318	<0.001	0.486	21	0.005	103	258
	1/20/2021	0.014	0.27	467	296	<0.005	3.49	170	16.2J-	27.1	0.0071	0.9	141	296	<0.001	0.505	20	0.004	107	263
	3/9/2021	0.013	0.29	465	327	<0.005	3.48	162	19.1	25.7	0.0062	0.9	137	318	<0.001	0.506	17	0.005	99	292
PMP-IDW-3	7/16/2020	0.019	0.08	516	203	<0.005	0.222	3.74	1.8	427	0.001	0.3	136	51.3	<0.001	0.097	15	<0.001	59	58.1
	10/2/2020	0.094	0.07	558	210	<0.005	0.162	25.5J-	2.3	506	0.0138	0.3	153	49.9	0.001	0.074	15	<0.001	67	55.5
	1/20/2021	0.078	0.07	558	202	<0.005	0.129	6.1	1.5J-	490	0.0029	0.3	154	51.2	0.001	0.052	14	<0.001	69	36.7
	3/9/2021	0.078	0.07	538	200	<0.005	0.127	3.49	1.9	530	0.0028	0.3	145	53.2	0.001	0.052	12	<0.001	60	40.1
PMP-IDW-4	7/16/2020	0.005	0.26	301	146	0.008	0.343	34.6	4.2	18.3	0.0038	0.3	49	37.3	0.001	0.159	13	0.002	77	76.4
	10/2/2020	0.005	0.36	369	118	<0.005	0.365	25.4J-	3.3	38.6	0.0025	0.3	62	33.4	<0.001	0.169	21	0.002	74	62.3
	1/20/2021	0.006	0.34	372	143	0.006	0.457	34.1	4.4J-	20.7	0.003	0.3	60	37.9	<0.001	0.169	16	0.002	81	73.4
	3/9/2021	0.005	0.35	358	144	<0.005	0.366	30.2	4.9	11.4	0.0025	0.3	61	33.7	<0.001	0.16	16	0.003	74	66.1
PMP-IDW-5	7/16/2020	0.001	0.34	145	40	<0.005	0.099	15.5	1.8	1.48	0.0066	0.1	31	14	<0.001	0.078	11	0.002	47	27.7
	10/2/2020	<0.001	0.36	148	39	<0.005	0.09	12.1J-	1.9	2.13	0.0038	0.1	29	13.4	<0.001	0.073	12	0.001	48	23.9
	1/20/2021	0.001	0.37	159	35	<0.005	0.107	15.8	2.3J-	1.08	0.0056	0.1	32	14.3	<0.001	0.081	12	0.002	54	27.5
	3/9/2021	0.001	0.35	165	35	<0.005	0.102	15.3	2.8	0.93	0.005	0.1	33	14.9	<0.001	0.082	12	0.002	54	28.4

Attachment 2

Parrot Tailings Waste Removal Project

CSM Addendum

METALS

Sample Name	Sample Date	As mg/L	B mg/L	Ca mg/L	Cl mg/L	Cr mg/L	Co mg/L	Cu mg/L	F mg/L	Fe mg/L	Pb mg/L	Li mg/L	Mg mg/L	Mn mg/L	Mo mg/L	Ni mg/L	K mg/L	Se mg/L	Na mg/L	Zn mg/L
PT14-1	12/11/2017	0.004	0.08	489	299	<0.005	0.241	66.7	7.1	158	0.0189	0.3	70	16.3	<0.001	0.162	14	0.002	107	83
	2/16/2018	0.005	0.08	526	293	<0.005	0.27	70	7	159	0.0222	0.4	76	17.1	<0.001	0.185	16	0.001	112	83.2
	4/16/2018	0.003	0.09	518	295	<0.005	0.256	70.8	7.6J-	172	0.0196	0.4	81	17.9	<0.001	0.176	15	0.003	100	95.6
	6/28/2018	0.004	0.1	518	286	<0.005	0.277	75.7	7.7J-	173	0.0196	0.4	82	19	<0.001	0.19	16	0.003	106	90.8
	10/5/2018	0.004	0.08	504	284	<0.005	0.26	72.7	5J-	161	0.0194	0.4	78	17.6	<0.001	0.169	16	0.003	109	82.3
	1/18/2019	0.005	0.08	538	297	<0.005	0.271	68.1	6.9	164	0.0183	0.4	86	19.2	<0.001	0.178	16	0.003	111	86.9
	4/11/2019	0.004	0.08	573	302	<0.005	0.301	81.1	8.8J-	179	0.0217	0.4	93	20.6	<0.001	0.204	16	0.003	105	98.9
	7/17/2019	0.006	0.08	487	299	<0.005	0.292	83.3	9.3	168	0.0211	0.4	87J+	18.9	<0.001	0.204	15	0.003	111	103
	10/7/2019	0.006	0.07	514	284	<0.005	0.286	75.9	9	169	0.0203	0.4	88	19.4	<0.001	0.2	15	0.003	108	107
	1/22/2020	0.006	0.09	537	283J+	<0.005	0.273	76.6	7.1	161	0.0212	0.4	91	20	<0.001	0.177	15	0.003	108	97.5
	4/13/2020	0.007	0.08	542	300	<0.005	0.298	88.1	12.1	180J	0.0224	0.4	101	21.5	<0.001	0.197	16	0.004	113	109
	7/9/2020	0.006	0.08	517	269	<0.005	0.281	79.8	10.2J-	163	0.0206	0.4	91	20.2	<0.001	0.19	15	0.003	105	109
	10/2/2020	0.004	0.08	499	261	<0.005	0.241J-	64.2	6.6J-	149	0.0156	0.4	85	18.8	<0.001	0.158	15	0.002	109	87.8
	1/19/2021	0.006	0.09	539	273	<0.005	0.28	81.1	8.5J-	161	0.0215	0.4	95	20	<0.001	0.19	16	0.003	115	97.5
	3/9/2021	0.005	0.09	536	290	<0.005	0.276	76.8	10.2	166	0.0217	0.4	96	20.5	<0.001	0.189	16	0.004	113	103
	7/9/2021	0.005	0.07	491	242J	<0.005	0.271	76	7.9J-	146	0.0203	0.4	90	18.8	<0.001	0.188	15	0.003	105	98.4
	10/13/2021	0.003	0.07	441	233	<0.005	0.237	54.2	6.4	128	0.0128	0.4	74	17.6	<0.001	0.146	14	0.002	103	74.3
	1/13/2022	0.002	0.12	342	266	<0.005	0.194	48.7	6	112	0.0121	0.3	57	13.8	<0.001	0.126	13	0.002	92	62.4
	5/31/2022	0.003	0.08	421	262	<0.005	0.231	48.7	6.1	132	0.0129	0.3	75	18.8	<0.001	0.142	13	0.002	100	70
	7/24/2022	0.004	0.09	367	259	<0.005	0.206	49.6	5.7	120	0.0128	0.3	67	16.1	<0.001	0.124	13	0.001	95	66.0
	10/17/2022	0.003	0.11	300	279	<0.005	0.186	35.1	4.7	96.6	0.0100	0.3	52	12.7	<0.001	0.115	12	0.001	85	51.2
SS-04	12/8/2017	0.002	<0.05	37	18	<0.005	<0.005	<0.002	0.2	0.04	<0.0003	<0.1	9	0.065	0.005	<0.002	3	<0.001	13	<0.008
	2/15/2018	0.002	<0.05	39	19	<0.005	<0.005	0.002	0.2	0.25	0.0005	<0.1	10	0.077	0.006	<0.002	3	<0.001	14	0.009
	4/17/2018	0.004	<0.05	31	17	<0.005	<0.005	0.004	0.2	0.28	<0.0003	<0.1	8	0.056	0.005	<0.002	3	<0.001	13	<0.008
	7/12/2018	0.007	<0.05	31	11	<0.005	<0.005	0.004J+	0.2	0.28	<0.0003	<0.1	7	0.048	0.006	<0.002	3	<0.001	11	<0.008
	10/8/2018	0.003	<0.05	31	11	<0.005	<0.005	0.004J+	0.2J-	0.14J+	<0.0003	<0.1	8	0.042	0.004	<0.002	3	<0.001	11	0.01J+
	1/21/2019	0.002	<0.05	38	25	<0.005	<0.005	<0.002	0.2	0.04	<0.0003	<0.1	11	0.157	0.006	<0.002	3	<0.001	15	0.02
	4/15/2019	0.004	<0.05	33	16	<0.005	<0.005	0.004J+	0.2	0.35	<0.0003	<0.1	8	0.112	0.005	<0.002	4	<0.001	13	0.015
	7/18/2019	0.005	<0.05	33	12	<0.005	<0.005	0.003	0.2	0.24	<0.0003	<0.1	8	0.092	0.005	<0.002	3	<0.001	11	<0.008
	10/7/2019	0.004	<0.05	33	13	<0.005	<0.005	0.006	0.2J+	0.4	0.0005	<0.1	9	0.071	0.005	<0.002	3	<0.001	11J+	0.014
	1/23/2020	0.002	<0.05	38	18	<0.005	<0.005	<0.002	0.2	0.03	<0.0003	<0.1	9	0.178	0.006	<0.002	3	<0.001	14	0.018
	4/14/2020	0.003J	<0.05	32	17	<0.005	<0.005	0.045J	0.2	0.2J	<0.0003UJ	<0.1	8	0.138J	0.006	<0.002	4	<0.001	13	0.062J
	7/10/2020	0.005	<0.05	30	15	<0.005	<0.005	0.003	0.3	0.16	<0.0003	<0.1	7	0.069	0.005	<0.002	3	<0.001	12	<0.008
	10/3/2020	0.003	<0.05	39	19	<0.005	<0.005	0.002	0.2J-	0.04	<0.0003	<0.1	10	0.044	0.007	<0.002	3	<0.001	14	<0.008
	1/20/2021	0.002	<0.05	40	19	<0.005	<0.005	<0.002	0.2	<0.02	<0.0003	<0.1	10	0.074	0.006	<0.002	3	<0.001	15	0.01
	4/8/2021	0.004	<0.05	26	13	<0.005	<0.005	0.003	0.2	0.39	<0.0003	<0.1	7	0.072	0.009	<0.002	3	<0.001	11	<0.008
	7/13/2021	0.003	<0.05	42	22J	<0.005	<0.005	<0.002	0.2J	0.28	0.0012	<0.1	10	0.054	0.007J+	<0.002	3	<0.001	15	<0.008
	10/14/2021	0.002	<0.05	38	18J-	<0.005	<0.005	0.004	0.2J-	0.03	<0.0003J+	<0.1	11	0.045J+	0.008	<0.002	3	<0.001	15	0.014
	1/13/2022	0.002	<0.05	41	28	<0.005	<0.005	<0.002	0.2	<0.02	<0.0003	<0.1	11	0.103	0.006	<0.002	3	<0.001	18	<0.008
	5/31/2022	0.006	<0.05	27	17	<0.005	<0.005	0.014	0.2	1.16	0.0028	<0.1	7	0.095	0.006	<0.002	3	<0.001	13	0.015
	7/22/2022	0.004	<0.05	44	25J	<0.005	<0.005	<0.002	0.3J	0.60	<0.0003	<0.1	11	0.054	0.007	<0.002	3	<0.001	17	<0.008
	10/18/2022	0.003	<0.05	42	24	<0.005	<0.005	<0.002	0.3	0.03	<0.0003	<0.1	10	0.040	0.007	<0.002	3	<0.001	15	<0.008

Not Available	J:
Groundwater Elevation	J+:
Top of Casing	UJ:
Above Mean Sea Level	J-:

Attachment 3

Parrot Tailings Waste Removal Project

CSM Addendum

MINOR METALS

Sample Name	Sample Date	Al mg/L	Sb mg/L	Ba mg/L	Br mg/L	Ce mg/L	Ga mg/L	La mg/L	Nd mg/L	Nb mg/L	Pd mg/L	Pr mg/L	Rb mg/L	Ag mg/L	Sr mg/L	Tl mg/L	Th mg/L	Sn mg/L	Ti mg/L	W mg/L	U mg/L	V mg/L	Zr mg/L
AMC-23	11/30/2017	<0.009	<0.0005	0.015	<0.5	<0.01	<0.01	<0.01	<0.005	<0.01	<0.01	<0.01	0.01	<0.0002	1.84	<0.0002	<0.005	<0.05	<0.005	<0.1	0.0751	<0.01	<0.005
	2/6/2018	<0.009	<0.0005	0.013	<0.5	<0.01	<0.01	<0.01	<0.005	<0.01	<0.01	<0.01	0.02	<0.0002	1.61	<0.0002	<0.005	<0.05	<0.005	<0.1	0.0156	<0.01	<0.005
	4/17/2018	<0.009	<0.0005	0.01	<0.5	<0.01	<0.01	<0.01	<0.005	<0.01	<0.01	<0.01	0.01	<0.0002	1.73	<0.0002	<0.005	<0.05	<0.005	<0.1	0.0356	<0.01	<0.005
AMC-23B	11/30/2017	<0.009	<0.0005	0.021	<0.5	<0.01	<0.01	<0.01	<0.005	<0.01	<0.01	<0.01	0.01	<0.0002	1.73	<0.0002	<0.005	<0.05	<0.005	<0.1	0.0044	<0.01	<0.005
	2/6/2018	<0.009	<0.0005	0.022	<0.5	<0.01	<0.01	<0.01	<0.005	<0.01	<0.01	<0.01	0.01	<0.0002	1.74	<0.0002	<0.005	<0.05	<0.005	<0.1	0.0043	<0.01	<0.005
	4/10/2018	<0.009	<0.0005	0.021	<0.5	<0.01	<0.01	<0.01	<0.005	<0.01	<0.01	<0.01	0.01	<0.0002	1.8	<0.0002	<0.005	<0.05	<0.005	<0.1	0.0041	<0.01	<0.005
	7/10/2018	0.029	<0.0005	0.019	<0.5	<0.01	<0.01	<0.01	0.009	<0.01	<0.01	<0.01	0.01	<0.0002	1.8	<0.0002	<0.005	<0.05	<0.005	<0.1	0.0039	<0.01	<0.005
	10/3/2018	<0.009	<0.0005	0.02	<0.5	<0.01	<0.01	<0.01	<0.005	<0.01	<0.01	<0.01	0.01	<0.0002	1.71	<0.0002	<0.005	<0.05	<0.005	<0.1	0.0043	<0.01	<0.005
	1/15/2019	<0.009	<0.0005	0.02	<0.5	<0.01	<0.01	<0.01	<0.005	<0.01	<0.01	<0.01	0.01	<0.0002	1.83	<0.0002	<0.005	<0.05	<0.005	<0.1	0.0042	<0.01	<0.005
	4/9/2019	<0.009	<0.0005	0.021	<0.5	<0.01	<0.01	<0.01	<0.005	<0.01	<0.01	<0.01	0.01	<0.0002	1.86	<0.0002	<0.005	<0.05J-	<0.005	<0.1	0.0039	<0.01	<0.005
	7/15/2019	<0.009UJ	<0.0005	0.02	<0.5	<0.01	<0.01	<0.01	<0.005	<0.01	<0.01	<0.01	0.01	<0.0002	1.7	<0.0002	<0.005	<0.05	<0.005	<0.1	0.0041	<0.01	<0.005
	10/2/2019	<0.009	<0.0005	0.021	<0.5	<0.01	<0.01	<0.01	<0.005	<0.01	<0.01	<0.01	0.01	<0.0002	1.95	<0.0002	<0.005	<0.05	<0.005	<0.1	0.0045	<0.01	<0.005
	1/16/2020	0.027	<0.0005	0.023	<0.5UJ	<0.01	<0.01	<0.01	<0.005	<0.01	<0.01	<0.01	0.01	<0.0002	1.91	<0.0002	<0.005	<0.05	<0.005	<0.1	0.0045	<0.01	<0.005
	4/8/2020	<0.009	<0.0005	0.022	<0.5	<0.01	<0.01	<0.01	<0.005	<0.01	<0.01	<0.01	0.01	<0.0002	1.94	<0.0002	<0.005	<0.05	<0.005	<0.1	0.0047	<0.01	<0.005
	7/7/2020	<0.009	<0.0005	0.022	<0.5	<0.01	<0.01	<0.01	<0.005	<0.01	<0.01	<0.01	0.01	<0.0002	2.02	<0.0002	<0.005	<0.05	<0.005	<0.1	0.0047	<0.01	<0.005
	9/30/2020	<0.009	<0.0005	0.019	<0.5	<0.01	<0.01	<0.01	<0.005	<0.01	<0.01	<0.01	0.01	<0.0002	1.9	<0.0002	<0.005	<0.05	<0.005	<0.1	0.0038	<0.01	<0.005
	1/13/2021	<0.009	<0.0005	0.02	<0.5	<0.01	<0.01	<0.01	<0.005	<0.01	<0.01	<0.01	0.01	<0.0002	1.91	<0.0002	<0.005	<0.05	<0.005	<0.1	0.0041	<0.01	<0.005
	4/2/2021	<0.009	<0.0005	0.022	<0.5	<0.01	<0.01	<0.01	<0.005	<0.01	<0.01	<0.01	0.01	<0.0002	1.8	<0.0002	<0.005	<0.05	<0.005	<0.1	0.0044	<0.01	<0.005
	7/7/2021	<0.009	<0.0005	0.02	<0.5	<0.01	<0.01	<0.01	<0.005	<0.01	<0.01	<0.01	0.01	<0.0002	1.82	<0.0002	<0.005	<0.05	<0.005	<0.1	0.004	<0.01	<0.005
	10/8/2021	<0.009	<0.0005	0.021	<0.5	<0.01	<0.01	<0.01	<0.005	<0.01	<0.01	<0.01	0.01	<0.0002	1.93	<0.0002	<0.005	<0.05	<0.005	<0.1	0.0043	<0.01	<0.005
	1/6/2022	<0.009	<0.0005	0.02	<0.5	<0.01	<0.01	<0.01	<0.005	<0.01	<0.01	<0.01	0.01	<0.0002	1.89	<0.0002	<0.005	<0.05	<0.005	<0.1	0.0042	<0.01	<0.005
	5/31/2022	<0.009	<0.0005	0.019	<0.5	<0.01	<0.01	<0.01	<0.005	<0.01	<0.01	<0.01	0.01	<0.0002	1.93	<0.0002	<0.005	<0.05	<0.005	<0.1	0.0042	<0.01	<0.005
	7/19/2022	<0.009	<0.0005	0.020	<0.5	<0.01	<0.01	<0.01	<0.005	<0.01	<0.01	<0.01	0.01	<0.0002	1.88	<0.0002	<0.005	<0.05	<0.005	<0.1	0.0041	<0.01	<0.005
	10/11/2022	<0.009	<0.0005	0.020	<0.5	<0.01	<0.01	<0.01	<0.005	<0.01	<0.01	<0.01	0.01	<0.0002	1.87	<0.0002	<0.005	<0.05	<0.005	<0.1	0.0043	<0.01	<0.005
AMC-24	11/30/2017	<0.009	<0.0005	0.037	<0.5	<0.01	<0.01	<0.01	<0.005	<0.01	<0.01	<0.01	<0.01	<0.0002	0.37	<0.0002	<0.005	<0.05	<0.005	<0.1	0.0007	<0.01	<0.005
	2/7/2018	<0.009	<0.0005	0.028	<0.5	<0.01	<0.01	<0.01	<0.005	<0.01	<0.01	<0.01	<0.01	<0.0002	0.35	<0.0002	<0.005	<0.05	<0.005	<0.1	0.0006	<0.01	<0.005
	4/10/2018	<0.009	<0.0005	0.017	<0.5	<0.01	<0.01	<0.01	<0.005	<0.01	<0.01	<0.01	<0.01	<0.0002	0.36	<0.0002	<0.005	<0.05	<0.005	<0.1	<0.0002	<0.01	<0.005
AMC-24B	11/30/2017	<0.009	<0.0005	0.016	<0.5	<0.01	<0.01	<0.01	<0.005	<0.01	<0.01	<0.01	0.01	<0.0002	1.62	<0.0002	<0.005	<0.05	<0.005	<0.1	0.0012	<0.01	<0.005
	2/7/2018	<0.009	<0.0005	0.02	<0.5	<0.01	<0.01	<0.01	<0.005	<0.01	<0.01	<0.01	0.02	<0.0002	1.46	<0.0002	<0.005	<0.05	<0.005	<0.1	0.0008	<0.01	<0.005
	4/10/2018	<0.009	<0.0005	0.018	<0.5	<0.01	<0.01	<0.01	<0.005	<0.01	<0.01	<0.01	0.02	<0.0002	1.8	<0.0002	<0.005	<0.05	<0.005	<0.1	0.0011	<0.01	<0.005
	7/10/2018	<0.009	<0.0005	0.016	<0.5	<0.01	<0.01	<0.01	<0.005	<0.01	<0.01	<0.01	0.01	<0.0002	1.7	<0.0002	<0.005	<0.05	<0.005	<0.1	0.0013	<0.01	<0.005
	10/4/2018	<0.009	<0.0005	0.017	<0.5	<0.01	<0.01	<0.01	<0.005	<0.01	<0.01	<0.01	0.01	<0.0002	1.64	<0.0002	<0.005	<0.05	<0.005	<0.1	0.0014	<0.01	<0.005
	1/15/2019	<0.009	<0.0005	0.017	<0.5	<0.01	<0.01	<0.01	<0.005	<0.01	<0.01	<0.01	0.02	<0.0002	1.72	<0.0002	<0.005	<0.05	<0.005	<0.1	0.0013	<0.01	<0.005
	4/9/2019	<0.009	<0.0005	0.018	<0.5	<0.01	<0.01	<0.01	<0.005	<0.01	<0.01	<0.01	0.01	<0.0002	1.79	<0.0002	<0.005	<0.05J-	<0.005	<0.1	0.0012	<0.01	<0.005
	7/16/2019	<0.009UJ	<0.0005	0.018	<0.5	<0.01	<0.01	<0.01	<0.005	<0.01	<0.01	<0.01	0.01	<0.0002	1.68	<0.0002	<0.005	<0.05	<0.005	<0.1	0.0013	<0.01	<0.005
	10/2/2019	<0.009	<0.0005	0.019	<0.5	<0.01	<0.01	<0.01	<0.005	<0.01	<0.01	<0.01	0.01	<0.0002	1.75	<0.0002	<0.005	<0.05	<0.005	<0.1	0.0014	<0.01	<0.005
	1/16/2020	<0.009	<0.0005	0.017	<0.5UJ	<0.01	<0.01	<0.01	<0.005	<0.01	<0.01	<0.01	0.01	<0.0002	1.75	<0.0002	<0.005	<0.05	<0.005	<0.1	0.0013	<0.01	<0.005
	4/7/2020	<0.009	<0.0005	0.018	<0.5	<0.01	<0.01	<0.01	<0.005	<0.01	<0.01	<0.01	0.02	<0.0002	1.79	<0.0002	<0.005	<0.05	<0.005	<0.1	0.0013	<0.01	<0.005
	7/7/2020	<0.009	<0.0005	0.018	<0.5	<0.01	<0.01	<0.01	<0.005	<0.01	<0.01	<0.01	0.02	<0.0002	1.82	<0.0002	<0.005	<0.05	<0.005	<0.1	0.0012	<0.01	<0.005
	9/30/2020	<0.009	<0.0005	0.016	<0.5	<0.01	<0.01	<0.01	<0.005	<0.01	<0.01	<0.01	0.01	<0.0002	1.8	<0.0002	<0.005	<0.05	<0.005	<0.1	0.0012	<0.01	<0.005
	1/13/2021	<0.009R	<0.0005	0.019	<0.5	<0.01	<0.01	<0.01	<0.005	<0.01	<0.01	<0.01	0.01	<0.0002	1.79	<0.0002	<0.005	<0.05	<0.005	<0.1	0.0013	<0.01	<0.005
	4/5/2021	<0.009	<0.0005	0.018	<0.5	<0.01	<0.01	<0.01	<0.005	<0.01	<0.01	<0.01	0.02	<0.0002	1.78	<0.0002	<0.005	<0.05	<0.005	<0.1	0.0012	<0.01	<0.005
	7/7/2021	<0.009	<0.0005	0.018	<0.5	<0.01	<0.01	<0.01	<0.005	<0.01	<0.01	<0.01	0.01	<0.0002	1.66	<0.0002	<0.005	<0.05	<0.005	<0.1	0.0013	<0.01	<0.005
	7/7/2021	<0.009	<0.0005	0.018	<0.5	<0.01	<0.01	<0.01	<0.005	<0.01	<0.01	<0.01	0.01	<0.0002	1.66	<0.0002	<0.005	<0.05	<0.005	<0.1	0.0013	<0.01	<0.005
	10/8/2021	<0.009	<0.0005	0.017	<0.5	<0.01	<0.01	<0.01	<0.005	<0.01	<0.01	<0.01	0.01	<0.0002	1.68	<0.0002	<0.005	<0.05	<0.005	<0.1	0.0013	<0.01	<0.005
	1/7/2022	<0.009	<0.0005	0.017	<0.5	<0.01	<0.01	<0.01	<0.005	<0.01	<0.01	<0.01	0.02	<0.0002	1.69	<0.0002	<0.005	<0.05	<0.005	<0.1	0.0012	<0.01	<0.005
	5/31/2022	<0.009	<0.0005	0.016	<0.5	<0.01	<0.01	<0.01	<0.005	<0.01	<0.01	<0.01	0.01	<0.0002	1.65	<0.0002	<0.005	<0.05	<0.005	<0.1	0.0013	<0.01	<0.005
	7/20/2022	<0.009	<0.0005	0.016	<0.5	<0.01	<0.01	<0.01	<0.005	<0.01	<0.01	<0.01	0.01	<0.0002	1.73	<0.0002	<0.005	<0.05	<0.005	<0.1	0.0013	<0.01	<0.005
	10/11/2022	<0.009	<0.0005	0.017	<0.5	<0.01	<0.01	<0.01	<0.005	<0.01	<0.01	<0.01	0.01	<0.0002	1.56	<0.0002	<0.005	<0.05	<0.005	<0.1	0.0015	<0.01	<0.005

Attachment 3

Parrot Tailings Waste Removal Project

CSM Addendum

MINOR METALS

Sample Name	Sample Date	Al mg/L	Sb mg/L	Ba mg/L	Br mg/L	Ce mg/L	Ga mg/L	La mg/L	Nd mg/L	Nb mg/L	Pd mg/L	Pr mg/L	Rb mg/L	Ag mg/L	Sr mg/L	Tl mg/L	Th mg/L	Sn mg/L	Ti mg/L	W mg/L	U mg/L	V mg/L	Zr mg/L
AMC-24C	11/30/2017	<0.009	<0.0005	0.014	<0.5	<0.01	<0.01	<0.01	<0.005	<0.01	<0.01	<0.01	0.01	<0.0002	1.45	<0.0002	<0.005	<0.05	<0.005	<0.1	0.0026	<0.01	<0.005
	2/6/2018	<0.009	<0.0005	0.015	<0.5	<0.01	<0.01	<0.01	<0.005	<0.01	<0.01	<0.01	0.01	<0.0002	1.48	<0.0002	<0.005	<0.05	<0.005	<0.1	0.0027	<0.01	<0.005
	4/10/2018	<0.009	<0.0005	0.014	<0.5	<0.01	<0.01	<0.01	<0.005	<0.01	<0.01	<0.01	0.01	<0.0002	1.7	<0.0002	<0.005	<0.05	<0.005	<0.1	0.0029	<0.01	<0.005
	7/10/2018	<0.009	<0.0005	0.014	<0.5	<0.01	<0.01	<0.01	<0.005	<0.01	<0.01	<0.01	0.01	<0.0002	1.49	<0.0002	<0.005	<0.05	<0.005	<0.1	0.0026	<0.01	<0.005
	10/3/2018	<0.009	<0.0005	0.013	<0.5	<0.01	<0.01	<0.01	<0.005	<0.01	<0.01	<0.01	0.01	<0.0002	1.51	<0.0002	<0.005	<0.05	<0.005	<0.1	0.0027	<0.01	<0.005
	1/15/2019	<0.009	<0.0005	0.015	<0.5	<0.01	<0.01	<0.01	<0.005	<0.01	<0.01	<0.01	0.01	<0.0002UJ	1.51	<0.0002	<0.005	<0.05	<0.005	<0.1	0.0025	<0.01	<0.005
	4/9/2019	<0.009	<0.0005	0.014	<0.5	<0.01	<0.01	<0.01	<0.005	<0.01	<0.01	<0.01	0.01	<0.0002UJ	1.46	<0.0002	<0.005	<0.05	<0.005	<0.1	0.0024	<0.01	<0.005
	7/16/2019	<0.009	<0.0005	0.015	<0.5	<0.01	<0.01	<0.01	<0.005	<0.01	<0.01	<0.01	0.01	<0.0002	1.45	<0.0002	<0.005	<0.05	<0.005	<0.1	0.0025	<0.01	<0.005
	10/2/2019	<0.009	<0.0005	0.015	<0.5	<0.01	<0.01	<0.01	<0.005	<0.01	<0.01	<0.01	0.01	<0.0002	1.5	<0.0002	<0.005	<0.05	<0.005	<0.1	0.0026	<0.01	<0.005
	1/16/2020	<0.009	<0.0005	0.015	<0.5UJ	<0.01	<0.01	<0.01	<0.005	<0.01	<0.01	<0.01	0.01	<0.0002	1.49	<0.0002	<0.005	<0.05	<0.005	<0.1	0.0026	<0.01	<0.005
	4/8/2020	<0.009UJ	<0.0005UJ	0.015J	<0.5UJ	<0.01UJ	<0.01UJ	<0.01UJ	<0.005UJ	<0.01UJ	<0.01UJ	<0.01UJ	0.01J	<0.0002UJ	1.52J	<0.0002UJ	<0.005UJ	<0.05UJ	<0.005UJ	<0.1UJ	0.0026J	<0.01UJ	<0.005UJ
	7/7/2020	<0.009	<0.0005	0.015	<0.5	<0.01	<0.01	<0.01	<0.005	<0.01	<0.01	<0.01	0.01	<0.0002	1.5	<0.0002	<0.005	<0.05	<0.005	<0.1	0.0024	<0.01	<0.005
	9/29/2020	<0.009	<0.0005	0.014	<0.5	<0.01	<0.01	<0.01	<0.005	<0.01	<0.01	<0.01	0.01	<0.0002	1.53	<0.0002	<0.005	<0.05	<0.005	<0.1	0.0024	<0.01	<0.005
	1/14/2021	<0.009	<0.0005	0.014	<0.5	<0.01	<0.01	<0.01	<0.005	<0.01	<0.01	<0.01	0.01	<0.0002	1.51	<0.0002	<0.005	<0.05	<0.005	<0.1	0.0026	<0.01	<0.005
	4/2/2021	<0.009	<0.0005	0.015	<0.5	<0.01	<0.01	<0.01	<0.005	<0.01	<0.01	<0.01	0.01	<0.0002	1.49	<0.0002	<0.005	<0.05	<0.005	<0.1	0.0026	<0.01	<0.005
	7/7/2021	<0.009	<0.0005	0.015	<0.5	<0.01	<0.01	<0.01	<0.005	<0.01	<0.01	<0.01	0.01	<0.0002	1.53	<0.0002	<0.005	<0.05	<0.005	<0.1	0.0024	<0.01	<0.005
	10/7/2021	<0.009	<0.0005	0.015	<0.5	<0.01	<0.01	<0.01	<0.005	<0.01	<0.01	<0.01	0.01	<0.0002	1.5	<0.0002	<0.005	<0.05	<0.005	<0.1	0.0024	<0.01	<0.005
	1/7/2022	<0.009	<0.0005	0.015	<0.5	<0.01	<0.01	<0.01	<0.005	<0.01	<0.01	<0.01	0.01	<0.0002	1.5	<0.0002	<0.005	<0.05	<0.005	<0.1	0.0024	<0.01	<0.005
	5/25/2022	<0.009	<0.0005	0.014	<0.5	<0.01	<0.01	<0.01	<0.005	<0.01	<0.01	<0.01	0.01	<0.0002	1.53	<0.0002	<0.005	<0.05	<0.005	<0.1	0.0026	<0.01	<0.005
	7/20/2022	<0.009	<0.0005	0.014	<0.5	<0.01	<0.01	<0.01	<0.005	<0.01	<0.01	<0.01	0.01	<0.0002	1.52	<0.0002	<0.005	<0.05	<0.005	<0.1	0.0026	<0.01	<0.005
	10/12/2022	<0.009	<0.0005	0.015	<0.5UJ	<0.01	<0.01	<0.01	<0.005	<0.01	<0.01	<0.01	0.01	<0.0002	1.47	<0.0002	<0.005	<0.05	<0.005	<0.1	0.0027	<0.01	<0.005
	12/7/2017	0.046	0.0023	0.076	0.5	<0.01	<0.01	<0.01	<0.005	<0.01	<0.01	<0.01	<0.01	<0.0002	0.74	<0.0002	<0.005	<0.05	<0.005	<0.1	0.0222	<0.01	<0.005
AMW-01A	2/14/2018	0.103	<0.0005	0.127	1.1	<0.01	<0.01	<0.01	<0.005	<0.01	<0.01	<0.01	<0.01	<0.0002	1.06	<0.0002	<0.005	<0.05	<0.005	<0.1	0.0047	<0.01	<0.005
	4/13/2018	0.019J-	0.0019	0.048	<0.5	<0.01	<0.01	<0.01	<0.005	<0.01	<0.01	<0.01	<0.01	<0.0002	0.41	<0.0002	<0.005	<0.05	<0.005	<0.1	0.0068	<0.01	<0.005
	6/28/2018	0.144	0.0008	0.163	1.3	<0.01	<0.01	<0.01	<0.005	<0.01	<0.01	<0.01	<0.01	<0.0002	1.48	<0.0002	<0.005	<0.05	<0.005	<0.1	0.0033	<0.01	<0.005
	10/5/2018	0.186	0.0008	0.121	1.8	<0.01	<0.01	<0.01	<0.005	<0.01	<0.01	<0.01	<0.01	<0.0002	1.41	<0.0002	<0.005	<0.05	<0.005	<0.1	0.0026	<0.01	<0.005
	10/5/2018	0.186	0.0008	0.121	1.8	<0.01	<0.01	<0.01	<0.005	<0.01	<0.01	<0.01	<0.01	<0.0002	1.41	<0.0002	<0.005	<0.05	<0.005	<0.1	0.0026	<0.01	<0.005
	1/17/2019	0.157	0.0007	0.097	1.6	<0.01	<0.01	<0.01	<0.005	<0.01	<0.01	<0.01	<0.01	<0.0002	1.12	<0.0002	<0.005	<0.05	<0.005	<0.1	0.0013	<0.01	<0.005
	4/10/2019	0.04	0.0017	0.08	0.5	<0.01	<0.01	<0.01	<0.005	<0.01	<0.01	<0.01	<0.01	<0.0002	0.35	<0.0002	<0.005	<0.05	<0.005	<0.1	0.0045	<0.01	<0.005
	7/17/2019	0.074	0.0008	0.151	1.4J-	<0.01	<0.01	<0.01	<0.005	<0.01	<0.01	<0.01	<0.01	<0.0002	0.9	<0.0002	<0.005	<0.05	<0.005	<0.1	0.0043	<0.01	<0.005
	10/4/2019	0.125	0.0011	0.186	2.3	<0.01	<0.01	<0.01	<0.005	<0.01	<0.01	<0.01	<0.01	<0.0002	1.01	<0.0002	<0.005	<0.05	<0.005	<0.1	0.0015	<0.01	<0.005
	1/22/2020	0.157	<0.0005	0.17	2.5	<0.01	<0.01	<0.01	<0.005	<0.01	<0.01	<0.01	<0.01	<0.0002	1.28	<0.0002	<0.005	<0.05	<0.005	<0.1	0.0007	<0.01	<0.005
	4/10/2020	0.059	0.0006	0.092	<0.5	<0.01	<0.01	<0.01	<0.005	<0.01	<0.01	<0.01	<0.01	<0.0002	0.42	<0.0002	<0.005	<0.05	<0.005	<0.1	0.0007	<0.01	<0.005
	7/8/2020	0.122	0.0007	0.115	0.9	<0.01	<0.01	<0.01	<0.005	<0.01	<0.01	<0.01	<0.01	<0.0002	0.61	<0.0002	<0.005	<0.05	<0.005	<0.1	0.0014	<0.01	<0.005
	10/1/2020	0.169	<0.0005	0.131	1.7	<0.01	<0.01	<0.01	<0.005	<0.01	<0.01	<0.01	<0.01	<0.0002	0.93	<0.0002	<0.005	<0.05	<0.005	<0.1	0.0007	<0.01	<0.005
	1/20/2021	0.164	<0.0005	0.176	2.5	<0.01	<0.01	<0.01	<0.005	<0.01	<0.01	<0.01	<0.01	<0.0002	1.23	<0.0002	<0.005	<0.05	<0.005	<0.1	0.0005	<0.01	<0.005
	4/7/2021	0.061	0.0009	0.048	1.4	<0.01	<0.01	<0.01	<0.005	<0.01	<0.01	<0.01	<0.01	<0.0002	0.16	<0.0002	<0.005	<0.05	<0.005	<0.1	0.0005	<0.01	<0.005
	7/7/2021	0.118	0.0007	0.12	2.1	<0.01	<0.01	<0.01	<0.005	<0.01	<0.01	<0.01	<0.01	<0.0002	0.34	<0.0002	<0.005	<0.05	<0.005	<0.1	0.0006	<0.01	<0.005
	10/12/2021	0.146	0.0007	0.199	3.2	<0.01	<0.01	<0.01	<0.005	<0.01	<0.01	<0.01	<0.01	<0.0002	0.68	<0.0002	<0.005	<0.05	<0.005	<0.1	0.0008	<0.01	<0.005
	7/20/2022	0.111	0.0020	0.075	0.6	<0.01	<0.01	<0.01	<0.005	<0.01	<0.01	<0.01	<0.01	<0.0002	0.58	<0.0002	<0.005	<0.05	<0.005	<0.1	0.0020	<0.01	<0.005
	10/17/2022	0.082	0.0013	0.114	1.2	<0.01	<0.01	<0.01	<0.005	<0.01	<0.01	<0.01	<0.01	<0.0002	0.78	<0.0002	<0.005	<0.05	<0.005	<0.1	0.0015	<0.01	<0.005
AMW-01B	12/5/2017	9.14	<0.0005	0.009	0.6	<0.01	0.02	0.1	0.066	<0.01	<0.01	0.02	0.04	0.0059	4.49	0.0003	<0.005	<0.05	<0.005	<0.1	0.033	<0.01	<0.005
	2/14/2018	9.41	<0.0006	0.012	<0.5	<0.01	0.02	0.1	0.069	<0.01	<0.01	0.02	0.04	0.0049	4.49	0.0002	<0.005	<0.05	<0.005	<0.1	0.0338	<0.01	<0.005
	4/13/2018	9.82J-	<0.0005	0.01	<0.5	<0.01	0.02	0.09	0.06	<0.01	<0.01	0.02	0.04	0.0055	4.59	0.0003	<0.005	<0.05	<0.005	<0.1	0.0302	<0.01	<0.005
	6/27/2018	8.72	<0.0005	0.009	<0.5	<0.01	<0.01	0.08	0.061	<0.01	<0.01	0.02	0.03	0.0066	4.43	0.0002	<0.005	<0.05	<0.005	<0.1	0.0291	<0.01	<0.005
	10/5/2018	6.55	<0.0005	0.009	<0.5	<0.01	<0.01	0.08	0.051	<0.01	<0.01	0.02	0.03	0.0059	4.36	0.0002	<0.005	<0.05	<0.005	<0.1	0.0274	<0.01	<0.005
	1/17/2019	5.8	<0.0005	0.01	<0.5	<0.01	<0.01	0.08	0.051	<0.01	<0.01	0.02	0.03	0.0058	4.16	0.0003	<0.005	<0.05	<0.005	<0.1	0.0232	<0.01	<0.005
	4/11/2019	4.74	<0.0005	0.012	<0.5	<0.01	<0.01	0.07	0.045	<0.01	<0.01	0.01	0.03	0.0059	4.21	<0.0002	<0.005	<0.05	<0.005	<0.1	0.0195	<0.01	<0.005
	7/16/2019	3.77	<0.0005	0.011	<0.5	<0.01	<0.01	0.05	0.038	<0.01	<0.01	0.01	0.03	0.0077	4	0.0002	<0.005	<0.05	<0.005	<0.1	0.0179	<0.01	<0.005
	10/3/2019	4.93	<0.0005	0.012	<0.5	<0.01	<0.01	0.07	0.046	<0.01	<0.01	0.01	0.03	0.0053	4.37	<0.0002	<0.005	<0.05	<0.005	<0.1	0.0209	<0.01	<0.005
	1/21/2020	5.31	<0.0005	0.011	<0.5	<0.01	<0.01	0.06	0.043	<0.01	<0.01	0.01	0.03	0.0067	4.24	0.0003	<0.005	<0.05	<0.005	<0.1	0.0221	<0.01	<0.005
	4/13/2020	5.46	<0.0005	0.011	<0.5	<0.01	<0.01	0.07	0.047	<0.01	<0.01	0.01	0.03	0.0074	4.4	0.0002	<0.005	<0.05	<0.005	<0.1	0.023	<0.01	<0.005
	7/8/2020	6.53	<0.0005	0.012	<0.5	<0.01	<0.01	0.08	0.053	<0.01	<0.01	0.02	0.04	0.0052	4.33	<0.0002	<0.005	<0.05	<0.005	<0.1	0.0239	<0.01	<0.005
	10/3/2020	8.63	<0.0005	0.011	<0.5	<0.01	<0.01	0.09	0.062	<0.01	<0.01	0.02	0.04	0.0071	4.62J-	<0.0002	<0.005	<0.05	<0.005	<0.1	0.0294	<0.01	<0.005
	1/19/2021	9.16	<0.0005	0.011	<0.5	<0.01	<0.01	0.09	0.062	<0.01	<0.01	0.02	0.01	0.0088J-	4.59	<0.0002	<0.005	<0.05	<0.005	<0.1	0.0306	<0.01	<0.005
	4/7/2021	8.77	<0.0005	0.012	<0.5	<0.01	<0.01	0.09	0.047	<0.01	<0.01	0.01	0.03	0.0081	4.32	<0.0002	<0.005	<0.05	<0.005	<0.1	0.029	<0.01	<0.005
	7/12/2021	8.39	<0.0005	0.012	<0.5	<0.01	0.01	0.08	0.058	<0.01	<0.01	0.02	0.04	0.0075	4.22	<0.0002	<0.005	<0.05	<0.005	<0.1	0.0312	<0.01	<0.005
	10/12/2021	8.67	<0.0005	0.012	<0.5	<0.01	<0.01	0.08	0.056	<0.01	<0.01	0.02	0.04	0.0082	4.11	<0.0002	<0.005	<0.05	<0.005	<0.1	0.0326	<0.01	<0.005
	1/12/2022	9.05	<0.0005	0.011	<0.5	<0.01	<0.01	0.09	0.058	<0.01	<0.01	0.02	0.04	0.0057	4.4	<0.0002	<0.005	<0.05	<0.005	<0.1	0.0291	<0.01	<0.005
	5/31/2022	0.791	0.0021	0.065	1.6	<0.01	<0.01	0.02	0.008	<0.01	<0.01	<0.01	0.01	0.0008	1.25	<0.0002	<0.005	<0.05	<0.005	<0.1	0.0033	<0.01	<0.005
	7/23/2022	9.7	<0.0005	0.012	<0.5	<0.01	<0.01	0.10	0.064	<0.01	<0.01	0.02	0.04	0.0071	4.12	<0.0002	<0.005	<0.05	<0.005	<0.1	0.0340	<0.01	<0.005
	10/18/2022	9.61	<0.0005	0.011	<0.5	<0.01	0.01	0.09	0.057	<0.01	<0.01	0.02	0.04	0.0076	3.99	<0.0002	<0.005	<0.05	<0.005	<0.1	0.0319	<0.01	<0.005

Attachment 3

Parrot Tailings Waste Removal Project

CSM Addendum

MINOR METALS

Sample Name	Sample Date	Al mg/L	Sb mg/L	Ba mg/L	Br mg/L	Ce mg/L	Ga mg/L	La mg/L	Nd mg/L	Nb mg/L	Pd mg/L	Pr mg/L	Rb mg/L	Ag mg/L	Sr mg/L	Tl mg/L	Th mg/L	Sn mg/L	Ti mg/L	W mg/L	U mg/L	V mg/L	Zr mg/L
AMW-01C	12/5/2017	0.248	<0.0005	<0.003	<0.5	<0.01	<0.01	<0.01	<0.005	<0.01	<0.01	<0.01	0.07	<0.0002	8.61	<0.0002	<0.005	<0.05	<0.005	<0.1	0.0015	<0.01	<0.005
	2/14/2018	0.265	<0.0006	<0.003	<0.5	<0.01	<0.01	<0.01	<0.005	<0.01	<0.01	<0.01	0.06	<0.0002	8.12	<0.0002	<0.005	<0.05	<0.005	<0.1	0.0015	<0.01	<0.005
	4/13/2018	0.263J-	<0.0005	<0.003	<0.5	<0.01	<0.01	<0.01	<0.005	<0.01	<0.01	<0.01	0.07	<0.0002	8.32	<0.0002	<0.005	<0.05	<0.005	<0.1	0.0015	<0.01	<0.005
	6/27/2018	0.251	<0.0005	<0.003	<0.5	<0.01	<0.01	<0.01	<0.005	<0.01	<0.01	<0.01	0.07	<0.0002	8.04	<0.0002	<0.005	<0.05	<0.005	<0.1	0.0016	<0.01	<0.005
	10/5/2018	0.267	<0.0005	<0.003	<0.5	<0.01	<0.01	<0.01	<0.005	<0.01	<0.01	<0.01	0.07	<0.0002	8.51	<0.0002	<0.005	<0.05	<0.005	<0.1	0.0018	<0.01	<0.005
	1/17/2019	0.27	<0.0005	<0.003	<0.5	<0.01	<0.01	<0.01	<0.005	<0.01	<0.01	<0.01	0.07	<0.0002	8.38	<0.0002	<0.005	<0.05	<0.005	<0.1	0.0018	<0.01	<0.005
	4/11/2019	0.26	<0.0005	<0.003	<0.5	<0.01	<0.01	<0.01	<0.005	<0.01	<0.01	<0.01	0.07	<0.0002	8.43	<0.0002	<0.005	<0.05	<0.005	<0.1	0.0016	<0.01	<0.005
	7/16/2019	0.26	<0.0005	<0.003	<0.5	<0.01	<0.01	<0.01	<0.005	<0.01	<0.01	<0.01	0.07	<0.0002	8.4	<0.0002	<0.005	<0.05	<0.005	<0.1	0.0018	<0.01	<0.005
	10/3/2019	0.244	<0.0005	<0.003	<0.5	<0.01	<0.01	<0.01	<0.005	<0.01	<0.01	<0.01	0.07	<0.0002	8.7	<0.0002	<0.005	<0.05	<0.005	<0.1	0.0016	<0.01	<0.005
	1/21/2020	0.249	<0.0005	<0.003	<0.5	<0.01	<0.01	<0.01	<0.005	<0.01	<0.01	<0.01	0.07	<0.0002	8.28	<0.0002	<0.005	<0.05	<0.005	<0.1	0.0017	<0.01	<0.005
	4/13/2020	0.282	<0.0005	<0.003	<0.5	<0.01	<0.01	<0.01	<0.005	<0.01	<0.01	<0.01	0.07	<0.0002	8.49	<0.0002	<0.005	<0.05	<0.005	<0.1	0.0017	<0.01	<0.005
	7/8/2020	0.296	<0.0005	<0.003	<0.5	<0.01	<0.01	<0.01	<0.005	<0.01	<0.01	<0.01	0.07	<0.0002	8.64	<0.0002	<0.005	<0.05	<0.005	<0.1	0.0014	<0.01	<0.005
	10/3/2020	0.266	<0.0005	<0.003	<0.5	<0.01	<0.01	<0.01	<0.005	<0.01	<0.01	<0.01	0.08	<0.0002	8.94J-	<0.0002	<0.005	<0.05	<0.005	<0.1	0.0014	<0.01	<0.005
	1/19/2021	0.281	<0.0005	<0.003	<0.5	<0.01	<0.01	<0.01	<0.005	<0.01	<0.01	<0.01	0.07	<0.0002UJ	8.76	<0.0002	<0.005	<0.05	<0.005	<0.1	0.0018	<0.01	<0.005
	4/7/2021	0.24	<0.0005	0.005	<0.5	<0.01	<0.01	<0.01	<0.005	<0.01	<0.01	<0.01	0.07	<0.0002	8.11	<0.0002	<0.005	<0.05	<0.005	<0.1	0.0017	<0.01	<0.005
	7/12/2021	0.301	<0.0005	<0.003	<0.5	<0.01	<0.01	<0.01	<0.005	<0.01	<0.01	<0.01	0.07	<0.0002	8.27	<0.0002	<0.005	<0.05	<0.005	<0.1	0.0017	<0.01	<0.005
	10/12/2021	0.282	<0.0005	0.003	<0.5	<0.01	<0.01	<0.01	<0.005	<0.01	<0.01	<0.01	0.08	<0.0002	8.11	<0.0002	<0.005	<0.05	<0.005	<0.1	0.0016	<0.01	<0.005
	1/12/2022	0.283	<0.0005	0.003	<0.5	<0.01	<0.01	<0.01	<0.005	<0.01	<0.01	<0.01	0.08	<0.0002	8.75	<0.0002	<0.005	<0.05	<0.005	<0.1	0.0015	<0.01	<0.005
	5/31/2022	<0.009	0.0014	0.049	<0.5	<0.01	<0.01	<0.01	<0.005	<0.01	<0.01	<0.01	<0.01	<0.0002	0.33	<0.0002	<0.005	<0.05	<0.005	<0.1	0.0005	<0.01	<0.005
	7/23/2022	0.285	<0.0005	0.005	<0.5	<0.01	<0.01	<0.01	<0.005	<0.01	<0.01	<0.01	0.08	<0.0002	8.26	<0.0002	<0.005	<0.05	<0.005	<0.1	0.0016	<0.01	<0.005
	10/18/2022	0.323	<0.0005	0.004	<0.5	<0.01	<0.01	<0.01	<0.005	<0.01	<0.01	<0.01	0.08	<0.0002	8.32	<0.0002	<0.005	<0.05	<0.005	<0.1	0.0015	<0.01	<0.005
AMW-08	12/5/2017	10.1	<0.0005	0.012	<1	<0.01	0.02	0.14	0.076	<0.01	<0.01	0.02	<0.01	0.0002	3.89	<0.0002	<0.005	<0.05	<0.005	<0.1	0.0542	<0.01	<0.005
	2/13/2018	16	<0.0005	0.011	<0.5	<0.01	0.03	0.22	0.116	<0.01	<0.01	0.03	<0.01	<0.0002	3.61	<0.0002	<0.005	<0.05	<0.005	<0.1	0.0932	<0.01	<0.005
	4/15/2018	4.37	<0.0005	0.011	<0.5	<0.01	<0.01	0.08	0.047	<0.01	<0.01	0.01	<0.01	<0.0002	3.88	<0.0002	<0.005	<0.05	<0.005	<0.1	0.0243	<0.01	<0.005
	6/27/2018	6.85	<0.0005	0.013	<1	<0.01	<0.01	0.13	0.075	<0.01	<0.01	0.02	<0.01	<0.0002	3.42	<0.0002	<0.005	<0.05	<0.005	<0.1	0.0446	<0.01	<0.005
	10/8/2018	11.5	<0.0005	0.012	<0.5	<0.01	<0.01	0.17	0.097	<0.01	<0.01	0.03	<0.01	<0.0002	3.63	<0.0002	<0.005	<0.05	<0.005	<0.1	0.076	0.01	<0.005
	1/18/2019	8.62	<0.0005	0.013	<0.5	<0.01	<0.01	0.15	0.085	<0.01	<0.01	0.02	<0.01	<0.0002	3.97	<0.0002	<0.005	<0.05	<0.005	<0.1	0.0572	<0.01	<0.005
	4/12/2019	5.23	<0.0005	0.013	<0.5	<0.01	<0.01	0.11	0.063	<0.01	<0.01	0.02	<0.01	0.0003	3.64	<0.0002	<0.005	<0.05	<0.005	<0.1	0.0331	<0.01	<0.005
	7/17/2019	6.74	<0.0005	0.013	<0.5UJ	<0.01	<0.01	0.14	0.083	<0.01	<0.01	0.02	<0.01	<0.0002	3.28	<0.0002	<0.005	<0.05	<0.005	<0.1	0.0543	<0.01	<0.005
	1/22/2020	5.83	<0.0005	0.013	<0.5	<0.01	<0.01	0.1	0.056	<0.01	<0.01	0.02	<0.01	<0.0002	3.58	<0.0002	<0.005	<0.05	<0.005	<0.1	0.0369	<0.01	<0.005
	4/13/2020	5.88	<0.0005	0.013	<1	<0.01	<0.01	0.08	0.047	<0.01	<0.01	0.01	<0.01	<0.0002	3.63	<0.0002	<0.005	<0.05	<0.005	<0.1	0.0327	<0.01	<0.005
	7/10/2020	4.4	<0.0005	0.01	<0.5	<0.01	<0.01	0.08	0.046	<0.01	<0.01	0.01	<0.01	<0.0002	3.57	<0.0002	<0.005	<0.05	<0.005	<0.1	0.0289	<0.01	<0.005
	10/2/2020	13.2	<0.0005	0.009	<0.5	<0.01	<0.01	0.16	0.083	<0.01	<0.01	0.02	<0.01	<0.0002	3.59	<0.0002	<0.005	<0.05	<0.005	<0.1	0.0723	<0.01	<0.005
	1/19/2021	8.53	<0.0005	0.012	<0.5	<0.01	<0.01	0.14	0.074	<0.01	<0.01	0.02	<0.01	<0.0002	3.79	<0.0002	<0.005	<0.05	0.013	<0.1	0.0602	<0.01	<0.005
	4/8/2021	3.47	<0.0005	0.013	<1	<0.01	<0.01	0.08	0.043	<0.01	<0.01	0.01	<0.01	<0.0002	4.1	<0.0002	<0.005	<0.05	<0.005	<0.1	0.026	<0.01	<0.005
	7/12/2021	1.92	<0.0005	0.014	<0.5	<0.01	<0.01	0.05	0.027	<0.01	<0.01	<0.01	<0.01	<0.0002	3.54	<0.0002	<0.005	<0.05	<0.005	<0.1	0.0132	<0.01	<0.005
	10/13/2021	2.54	<0.0005	0.013	<0.5	<0.01	<0.01	0.04	0.026	<0.01	<0.01	<0.01	<0.01	<0.0002	3.74	<0.0002	<0.005	<0.05	<0.005	<0.1	0.0132	<0.01	<0.005
	1/13/2022	10.7	<0.0005	0.012	<1	<0.01	<0.01	0.08	0.059	<0.01	<0.01	0.02	<0.01	<0.0002	3.95	<0.0002	0.017	<0.05	<0.005	<0.1	0.222	0.05	<0.005
	5/31/2022	18.6	<0.0005	0.003	<0.5	<0.01	<0.01	0.08	0.06	<0.01	<0.01	0.02	<0.01	<0.0002	2.85	<0.0002	0.012	<0.05	<0.005	<0.1	0.196	0.01	<0.005
	7/24/2022	22.6	<0.0005	0.003	<0.5	<0.01	<0.01	0.10	0.078	<0.01	<0.01	0.02	<0.01	<0.0002	3.27	<0.0002	0.007	<0.05	<0.005	<0.1	0.294	0.01	<0.005
	10/18/2022	20.5	<0.0005	0.005	<0.5	<0.01	0.01	0.11	0.083	<0.01	<0.01	0.02	<0.01	<0.0002	2.97	<0.0002	<0.005	<0.05	<0.005	<0.1	0.284	<0.01	<0.005
AMW-09	12/5/2017	7.2	<0.0005	0.007	<0.5	<0.01	0.01	0.09	0.049	<0.01	<0.01	0.01	0.03	<0.0002	1.38	<0.0002	<0.005	<0.05	<0.005	<0.1	0.0215	<0.01	<0.005
	2/13/2018	6.91	<0.0005	0.008	<0.5	<0.01	0.01	0.08	0.047	<0.01	<0.01	0.01	0.03	<0.0002	1.31	<0.0002	<0.005	<0.05	<0.005	<0.1	0.0222	<0.01	<0.005
	4/15/2018	7.34	<0.0005	0.008	<0.5	<0.01	0.01	0.1	0.053	<0.01	<0.01	0.02	0.03	<0.0002	1.35	<0.0002	<0.005	<0.05	<0.005	<0.1	0.0239	<0.01	<0.005
	6/28/2018	8.09	<0.0005	0.008	<0.5	<0.01	<0.01	0.11	0.061	<0.01	<0.01	0.02	0.03	<0.0002	1.45	<0.0002	<0.005	<0.05	<0.005	<0.1	0.025	<0.01	<0.005
	10/5/2018	8.4	<0.0005	0.008	<0.5	<0.01	<0.01	0.11	0.06	<0.01	<0.01	0.02	0.03	<0.0002	1.54	<0.0002	<0.005	<0.05	<0.005	<0.1	0.029	<0.01	<0.005
	1/18/2019	8.91	<0.0005	0.008	<0.5	<0.01	<0.01	0.13	0.074	<0.01	<0.01	0.02	0.03	<0.0002	1.62	<0.0002	<0.005	<0.05	<0.005	<0.1	0.029	<0.01	<0.005
	4/12/2019	8.64	<0.0005	0.007	<0.5	<0.01	<0.01	0.13	0.073	<0.01	<0.01	0.02	0.03	<0.0002	1.54	<0.0002	<0.005	<0.05	<0.005	<0.1	0.0269	<0.01	<0.005
	7/17/2019	8.87	<0.0005	0.008	<0.5UJ	<0.01	<0.01	0.12	0.066	<0.01	<0.01	0.02	0.03	<0.0002	1.54	<0.0002	<0.005	<0.05	<0.005	<0.1	0.0306	<0.01	<0.005
	10/4/2019	7.65	<0.0005	0.007	<0.5	<0.01	<0.01	0.11	0.063	<0.01	<0.01	0.02	0.03J+	<0.0002	1.57	<0.0002	<0.005	<0.05	<0.005	<0.1	0.0264	<0.01	<0.005
	1/22/2020	7.75	<0.0005	0.008	<0.5	<0.01	<0.01	0.1	0.052	<0.01	<0.01	0.01	0.03	<0.0002	1.42	<0.0002	<0.005	<0.05	<0.005	<0.1	0.0258	<0.01	<0.005
	4/13/2020	7.13J+	<0.0005	0.008	<0.5	<0.01	<0.01	0.09	0.046	<0.01	<0.01	0.01	0.03	<0.0002	1.35J+	<0.0002	<0.005	<0.05	<0.005	<0.1	0.0233	<0.01	<0.005
	7/8/2020	7.28	<0.0005	0.007	<0.5	<0.01	<0.01	0.08	0.045	<0.01	<0.01	0.01	0.03	<0.0002	1.35	<0.0002	<0.005	<0.05	<0.005	<0.1	0.0217	<0.01	<0.005
	10/3/2020	7.72	<0.0005	0.007	<0.5	<0.01	<0.01	0.1	0.055	<0.01	<0.01	0.02	0.03	<0.0002	1.53J-	<0.0002	<0.005	<0.05	<0.005	<0.1	0.0222	<0.01	<0.005
	1/19/2021	7.08	<0.0005	0.008	<0.5	<0.01	<0.01	0.09	0.049	<0.01	<0.01	0.01	<0.01	<0.0002	1.32	<0.0002	<0.005	<0.05	<0.005	<0.1	0.026	<0.01	<0.005
	4/7/2021	6.97	<0.0005	0.007	<0.5	<0.01	<0.01	0.09	0.047	<0.01	<0.01	0.01	0.03	<0.0002	1.27	<0.0002	<0.005	<0.05	<0.005	<0.1	0.0235	<0.01	<0.005
	7/12/2021	6.48	<0.0005	0.008	<0.5	<0.01	<0.01	0.08	0.042	<0.01	<0.01	0.01	0.03	<0.0002	1.21	<0.0002	<0.005	<0.05	<0.005	<0.1	0.023	<0.01	<0.005
	10/13/2021	6.31	<0.0005	0.008	<0.5	<0.01	<0.01	0.07	0.04	<0.01	<0.01	0.01	0.03	<0.0002	1.18	<0.0002	<0.005	<0.05	<0.005	<0.1	0.0226	<0.01	<0.005
	1/12/2022	6.46	<0.0005	0.008	<0.5	<0.01	<0.01	0.07	0.039	<0.01	<0.01	0.01	0.03	<0.0002	1.23	<0.0002	<0.005	<0.05	<0.005	<0.1	0.0226	<0.01	<0.005
	5/31/2022	5.44	<0.0005	0.007	<0.5	<0.01	<0.01	0.06	0.032	<0.01	<0.01	<0.01	0.03	<0.0002	1.02	<0.0002	<0.005	<0.05	<0.005	<0.1	0.0198	<0.01	<0.005
	7/23/2022	4.86	<0.0005	0.008	<0.5	<0.01	<0.01	0.06	0.032	<0.01	<0.01	<0.01	0.03	<0.0002	0.98	<0.0002	<0.005	<0.05	<0.005	<0.1	0.0216	<0.01	<0.005
	10/17/2022	5.20	<0.0005	0.008	<0.5	<0.01	<0.01	0.05	0.029	<0.01	<0.01	<0.01	0.03	<0.0002	0.98	<0.0002	<0.005	<0.05	<0.005	<0.1	0.0202	<0.01	<0.005

Attachment 3

Parrot Tailings Waste Removal Project

CSM Addendum

MINOR METALS

Sample Name	Sample Date	Al mg/L	Sb mg/L	Ba mg/L	Br mg/L	Ce mg/L	Ga mg/L	La mg/L	Nd mg/L	Nb mg/L	Pd mg/L	Pr mg/L	Rb mg/L	Ag mg/L	Sr mg/L	Tl mg/L	Th mg/L	Sn mg/L	Ti mg/L	W mg/L	U mg/L	V mg/L	Zr mg/L
AMW-13A	11/28/2017	<0.009	<0.0005	0.042	<0.5	<0.01	<0.01	<0.01	<0.005	<0.01	<0.01	<0.01	0.01	<0.0002	2.74	<0.0002	<0.005	<0.05	<0.005	<0.1	0.001	<0.01	<0.005
	2/5/2018	<0.009	<0.0005	0.059	<0.5	<0.01	<0.01	<0.01	<0.005	<0.01	<0.01	<0.01	0.01	<0.0002	2.46	<0.0002	<0.005	<0.05	<0.005	<0.1	0.0017	<0.01	<0.005
	4/9/2018	<0.009	<0.0005	0.032	<0.5	<0.01	<0.01	<0.01	<0.005	<0.01	<0.01	<0.01	0.01	<0.0002	2.16	<0.0002	<0.005	<0.05	<0.005	<0.1	0.001	<0.01	<0.005
	7/9/2018	<0.009	<0.0005	0.051	<0.5	<0.01	<0.01	<0.01	<0.005	<0.01	<0.01	<0.01	0.01	<0.0002J-	2.67	<0.0002	<0.005	<0.05	<0.005	<0.1	0.0018	<0.01	<0.005
	10/2/2018	<0.009	<0.0005	0.048	<0.5	<0.01	<0.01	<0.01	<0.005	<0.01	<0.01	<0.01	0.01	<0.0002	2.24	<0.0002	<0.005	<0.05	<0.005	<0.1	0.0022	<0.01	<0.005
	1/14/2019	<0.009	<0.0005	0.061	<0.5	<0.01	<0.01	<0.01	<0.005	<0.01	<0.01	<0.01	0.01	<0.0002UJ	2.95	<0.0002	<0.005	<0.05	<0.005	<0.1	0.0021	<0.01	<0.005
	4/8/2019	<0.009	<0.0005	0.041	<0.5	<0.01	<0.01	<0.01	<0.005	<0.01	<0.01	<0.01	0.01	<0.0002	2.47	<0.0002	<0.005	<0.05	<0.005	<0.1	0.0015	<0.01	<0.005
	7/15/2019	<0.009UJ	<0.0005	0.059	<0.5	<0.01	<0.01	<0.01	<0.005	<0.01	<0.01	<0.01	<0.01	<0.0002	1.51	<0.0002	<0.005	<0.05	<0.005	<0.1	0.0019	<0.01	<0.005
	10/1/2019	<0.009	<0.0005	0.055	<0.5	<0.01	<0.01	<0.01	<0.005	<0.01	<0.01	<0.01	<0.01	<0.0002	1.44	<0.0002	<0.005	<0.05	<0.005	<0.1	0.0015	<0.01	<0.005
	1/15/2020	<0.009	<0.0005	0.05	<0.5UJ	<0.01	<0.01	<0.01	<0.005	<0.01	<0.01	<0.01	0.01	<0.0002	2.47	<0.0002	<0.005	<0.05	<0.005	<0.1	0.002	<0.01	<0.005
	4/7/2020	<0.009	<0.0005	0.052	<0.5	<0.01	<0.01	<0.01	<0.005	<0.01	<0.01	<0.01	0.01	<0.0002	2.69	<0.0002	<0.005	<0.05	<0.005	<0.1	0.0016	<0.01	<0.005
	7/6/2020	<0.009	<0.0005	0.053	<0.5	<0.01	<0.01	<0.01	<0.005	<0.01	<0.01	<0.01	0.01	<0.0002	2.62	<0.0002	<0.005	<0.05	<0.005	<0.1	0.0015	<0.01	<0.005
	9/28/2020	<0.009	0.0015	0.08	<0.5	<0.01	<0.01	<0.01	<0.005	<0.01	<0.01	<0.01	<0.01	<0.0002	0.54	<0.0002	<0.005	<0.05	<0.005	<0.1	0.001	<0.01	<0.005
	1/11/2021	<0.009	0.0006	0.059	<0.5	<0.01	<0.01	<0.01	<0.005	<0.01	<0.01	<0.01	0.01	<0.0002	2.16	<0.0002	<0.005	<0.05	<0.005	<0.1	0.0021	<0.01	<0.005
	4/1/2021	<0.009	<0.0005	0.049	<0.5	<0.01	<0.01	<0.01	<0.005	<0.01	<0.01	<0.01	<0.01	<0.0002	1.84	<0.0002	<0.005	<0.05	<0.005	<0.1	0.0012	<0.01	<0.005
	7/6/2021	<0.009	0.003	0.058	<0.5	<0.01	<0.01	<0.01	<0.005	<0.01	<0.01	<0.01	<0.01	<0.0002	0.26	<0.0002	<0.005	<0.05	<0.005	<0.1	0.0002	<0.01	<0.005
	10/5/2021	<0.009	0.0006	0.106	<0.5	<0.01	<0.01	<0.01	<0.005	<0.01	<0.01	<0.01	0.01	<0.0002	2.01	<0.0002	<0.005	<0.05	<0.005	<0.1	0.0012	<0.01	<0.005
	1/5/2022	<0.009	<0.0005	0.087	<0.5	<0.01	<0.01	<0.01	<0.005	<0.01	<0.01	<0.01	0.01	<0.0002	2.58	<0.0002	<0.005	<0.05	<0.005	<0.1	0.001	<0.01	<0.005
	5/24/2022	<0.009	<0.0005	0.059	<0.5	<0.01	<0.01	<0.01	<0.005	<0.01	<0.01	<0.01	0.01	<0.0002	2.96	<0.0002	<0.005	<0.05	<0.005	<0.1	0.0007	<0.01	<0.005
	7/18/2022	<0.009	<0.0005	0.040	<0.5	<0.01	<0.01	<0.01	<0.005	<0.01	<0.01	<0.01	0.01	<0.0002	3.10	<0.0002	<0.005	<0.05	<0.005	<0.1	0.0008	<0.01	<0.005
	10/11/2022	<0.009	0.0008	0.094	<0.5	<0.01	<0.01	<0.01	<0.005	<0.01	<0.01	<0.01	<0.01	<0.0002	1.21	<0.0002	<0.005	<0.05	<0.005	<0.1	0.0007	<0.01	<0.005
AMW-13B	11/27/2017	<0.009	<0.0005	0.031	<0.5	<0.01	<0.01	<0.01	<0.005	<0.01	<0.01	<0.01	<0.01	<0.0002	0.18	<0.0002	<0.005	<0.05	<0.005	<0.1	0.0031	<0.01	<0.005
	2/5/2018	0.01	<0.0005	0.032	<0.5	<0.01	<0.01	<0.01	<0.005	<0.01	<0.01	<0.01	<0.01	<0.0002	0.18	<0.0002	<0.005	<0.05	<0.005	<0.1	0.0033	<0.01	<0.005
	4/9/2018	0.027	<0.0005	0.032	<0.5	<0.01	<0.01	<0.01	<0.005	<0.01	<0.01	<0.01	<0.01	<0.0002	0.18	<0.0002	<0.005	<0.05	<0.005	<0.1	0.0032	<0.01	<0.005
	7/9/2018	<0.009	<0.0005	0.029	<0.5	<0.01	<0.01	<0.01	<0.005	<0.01	<0.01	<0.01	<0.01	<0.0002UJ	0.16	<0.0002	<0.005	<0.05	<0.005	<0.1	0.0033	<0.01	<0.005
	10/2/2018	<0.009	<0.0005	0.031	<0.5	<0.01	<0.01	<0.01	<0.005	<0.01	<0.01	<0.01	<0.01	<0.0002	0.17	<0.0002	<0.005	<0.05	<0.005	<0.1	0.0034	<0.01	<0.005
	1/14/2019	<0.009	<0.0005	0.031	<0.5	<0.01	<0.01	<0.01	<0.005	<0.01	<0.01	<0.01	<0.01	<0.0002UJ	0.18	<0.0002	<0.005	<0.05	<0.005	<0.1	0.0033	<0.01	<0.005
	4/8/2019	<0.009	<0.0005	0.032	<0.5	<0.01	<0.01	<0.01	<0.005	<0.01	<0.01	<0.01	<0.01	<0.0002	0.17	<0.0002	<0.005	<0.05	<0.005	<0.1	0.0032	<0.01	<0.005
	7/15/2019	<0.009UJ	<0.0005	0.032	<0.5	<0.01	<0.01	<0.01	<0.005	<0.01	<0.01	<0.01	<0.01	<0.0002	0.17	<0.0002	<0.005	<0.05	<0.005	<0.1	0.0033	<0.01	<0.005
	10/1/2019	<0.009	<0.0005	0.033	<0.5	<0.01	<0.01	<0.01	<0.005	<0.01	<0.01	<0.01	<0.01	<0.0002	0.18	<0.0002	<0.005	<0.05	<0.005	<0.1	0.0034	<0.01	<0.005
	1/15/2020	<0.009	<0.0005	0.032	<0.5UJ	<0.01	<0.01	<0.01	<0.005	<0.01	<0.01	<0.01	<0.01	<0.0002	0.17	<0.0002	<0.005	<0.05	<0.005	<0.1	0.0033	<0.01	<0.005
	4/7/2020	<0.009	<0.0005	0.034	<0.5	<0.01	<0.01	<0.01	<0.005	<0.01	<0.01	<0.01	<0.01	<0.0002	0.18	<0.0002	<0.005	<0.05	<0.005	<0.1	0.0035	<0.01	<0.005
	7/6/2020	<0.009	<0.0005	0.031	<0.5	<0.01	<0.01	<0.01	<0.005	<0.01	<0.01	<0.01	<0.01	<0.0002	0.17	<0.0002	<0.005	<0.05	<0.005	<0.1	0.0031	<0.01	<0.005
	9/28/2020	<0.009	<0.0005	0.03	<0.5	<0.01	<0.01	<0.01	<0.005	<0.01	<0.01	<0.01	<0.01	<0.0002	0.17	<0.0002	<0.005	<0.05	<0.005	<0.1	0.0032	<0.01	<0.005
	1/11/2021	<0.009	<0.0005	0.032	<0.5	<0.01	<0.01	<0.01	<0.005	<0.01	<0.01	<0.01	<0.01	<0.0002	0.18	<0.0002	<0.005	<0.05	<0.005	<0.1	0.0033	<0.01	<0.005
	4/1/2021	<0.009	<0.0005	0.032	<0.5	<0.01	<0.01	<0.01	<0.005	<0.01	<0.01	<0.01	<0.01	<0.0002	0.18	<0.0002	<0.005	<0.05	<0.005	<0.1	0.0032	<0.01	<0.005
	7/6/2021	<0.009	<0.0005	0.032	<0.5	<0.01	<0.01	<0.01	<0.005	<0.01	<0.01	<0.01	<0.01	<0.0002	0.18	<0.0002	<0.005	<0.05	<0.005	<0.1	0.0032	<0.01	<0.005
	10/5/2021	<0.009	<0.0005	0.032	<0.5	<0.01	<0.01	<0.01	<0.005	<0.01	<0.01	<0.01	<0.01	<0.0002	0.18	<0.0002	<0.005	<0.05	<0.005	<0.1	0.0031	<0.01	<0.005
	1/5/2022	<0.009	<0.0005	0.032	<0.5	<0.01	<0.01	<0.01	<0.005	<0.01	<0.01	<0.01	<0.01	<0.0002	0.18	<0.0002	<0.005	<0.05	<0.005	<0.1	0.0032	<0.01	<0.005
	5/25/2022	<0.009	<0.0005	0.032	<0.5	<0.01	<0.01	<0.01	<0.005	<0.01	<0.01	<0.01	<0.01	<0.0002	0.18	<0.0002	<0.005	<0.05	<0.005	<0.1	0.0034	<0.01	<0.005
	7/19/2022	<0.009	<0.0005	0.032	<0.5	<0.01	<0.01	<0.01	<0.005	<0.01	<0.01	<0.01	<0.01	<0.0002	0.18	<0.0002	<0.005	<0.05	<0.005	<0.1	0.0036	<0.01	<0.005
	10/12/2022	<0.009	<0.0005	0.032	<0.5	<0.01	<0.01	<0.01	<0.005	<0.01	<0.01	<0.01	<0.01	<0.0002	0.17	<0.0002	<0.005	<0.05	<0.005	<0.1	0.0036	<0.01	<0.005
AMW-13B2	11/28/2017	<0.009	<0.0005	0.026	<0.5	<0.01	<0.01	<0.01	<0.005	<0.01	<0.01	<0.01	<0.01	<0.0002	0.2	<0.0002	<0.005	<0.05	<0.005	<0.1	0.0034	<0.01	<0.005
	2/5/2018	<0.009	<0.0005	0.026	<0.5	<0.01	<0.01	<0.01	<0.005	<0.01	<0.01	<0.01	<0.01	<0.0002	0.19	<0.0002	<0.005	<0.05	<0.005	<0.1	0.0035	<0.01	<0.005
	4/9/2018	<0.009	<0.0005	0.026	<0.5	<0.01	<0.01	<0.01	<0.005	<0.01	<0.01	<0.01	<0.01	<0.0002	0.2	<0.0002	<0.005	<0.05	<0.005	<0.1	0.0038	<0.01	<0.005
	7/9/2018	<0.009	<0.0005	0.028	<0.5	<0.01	<0.01	<0.01	<0.005	<0.01	<0.01	<0.01	<0.01	<0.0002UJ	0.21	<0.0002	<0.005	<0.05	<0.005	<0.1	0.0037	<0.01	<0.005
	10/2/2018	<0.009	<0.0005	0.024	<0.5	<0.01	<0.01	<0.01	<0.005	<0.01	<0.01	<0.01	<0.01	<0.0002	0.19	<0.0002	<0.005	<0.05	<0.005	<0.1	0.0035	<0.01	<0.005
	1/14/2019	<0.009	<0.0005	0.025	<0.5	<0.01	<0.01	<0.01	<0.005	<0.01	<0.01	<0.01	<0.01	<0.0002UJ	0.2	<0.0002	<0.005	<0.05	<0.005	<0.1	0.0034	<0.01	<0.005
	4/8/2019	<0.009	<0.0005	0.026	<0.5	<0.01	<0.01	<0.01	<0.005	<0.01	<0.01	<0.01	<0.01	<0.0002	0.19	<0.0002	<0.005	<0.05	<0.005	<0.1	0.0034	<0.01	<0.005
	7/15/2019	<0.009UJ	<0.0005	0.026	<0.5	<0.01	<0.01	<0.01	<0.005	<0.01	<0.01	<0.01	<0.01	<0.0002	0.18	<0.0002	<0.005	<0.05	<0.005	<0.1	0.0034	<0.01	<0.005
	10/1/2019	<0.009	<0.0005	0.028	<0.5	<0.01	<0.01	<0.01	<0.005	<0.01	<0.01	<0.01	<0.01	<0.0002	0.2	<0.0002	<0.005	<0.05	<0.005	<0.1	0.0035	<0.01	<0.005
	1/15/2020	<0.009	<0.0005	0.025	<0.5UJ	<0.01	<0.01	<0.01	<0.005	<0.01	<0.01	<0.01	<0.01	<0.0002	0.19	<0.0002	<0.005	<0.05	<0.005	<0.1	0.0035	<0.01	<0.005
	4/7/2020	<0.009	<0.0005	0.027	<0.5	<0.01	<0.01	<0.01	<0.005	<0.01	<0.01	<0.01	<0.01	<0.0002	0.19	<0.0002	<0.005	<0.05	<0.005	<0.1	0.0035	<0.01	<0.005
	7/6/2020	<0.009	<0.0005	0.027	<0.5	<0.01	<0.01	<0.01	<0.005	<0.01	<0.01	<0.01	<0.01	<0.0002	0.19	<0.0002	<0.005	<0.05	<0.005	<0.1	0.0034	<0.01	<0.005
	9/28/2020	<0.009	<0.0005	0.025	<0.5	<0.01	<0.01	<0.01	<0.005	<0.01	<0.01	<0.01	<0.01	<0.0002	0.19	<0.0002	<0.005	<0.05	<0.005	<0.1	0.0032	<0.01	<0.005
	1/11/2021	<0.009	<0.0005	0.027	<0.5	<0.01	<0.01	<0.01	<0.005	<0.01	<0.01	<0.01	<0.01	<0.0002	0.2	<0.0002	<0.005	<0.05	<0.005	<0.1	0.0036	<0.01	<0.005
	4/1/2021	<0.009	<0.0005	0.025	<0.5	<0.01	<0.01	<0.01	<0.005	<0.01	<0.01	<0.01	<0.01	<0.0002	0.2	<0.0002	<0.005	<0.05	<0.005	<0.1	0.0033	<0.01	<0.005
	7/6/2021	<0.009	<0.0005	0.027	<0.5	<0.01	<0.01	<0.01	<0.005	<0.01	<0.01	<0.01	<0.01	<0.0002	0.19	<0.0002	<0.005	<0.05	<0.005	<0.1	0.0033	<0.01	<0.005
	10/5/2021	<0.009	<0.0005	0.026	<0.5	<0.01	<0.01	<0.01	<0.005	<0.01	<0.01	<0.01	<0.01	<0.0002	0.19	<0.0002	<0.005	<0.05	<0.005	<0.1	0.0031	<0.01	<0.005
	1/5/2022	<0.009	<0.0005	0.026	<0.5	<0.01	<0.01	<0.01	<0.005	<0.01	<0.01	<0.01	<0.01	<0.0002	0.19	<0.0002	<0.005	<0.05	<0.005	<0.1	0.0033	<0.01	<0.005
	5/25/2022	<0.009	<0.0005	0.026	<0.5	<0.01	<0.01	<0.01	<0.005	<0.01	<0.01	<0.01	<0.01	<0.0002	0.19	<0.0002	<0.005	<0.05	<0.005	<0.1	0.0035	<0.01	<0.005
	7/19/2022	<0.009	<0.0005	0.027	<0.5	<0.01	<0.01	<0.01	<0.005	<0.01	<0.01	<0.01	<0.01	<0.0002	0.19	<0.0002	<0.005	<0.05	<0.005	<0.1	0.0036	<0.01	<0.005
	10/12/2022	<0.009	<0.0005	0.027	<0.5	<0.01	<0.01	<0.01	<0.005	<0.01	<0.01	<0.01	<0.01	<0.0002	0.18	<0.0002	<0.005	<0.05	<0.005	<0.1	0.0038	<0.01	<0.005

Attachment 3

Parrot Tailings Waste Removal Project

CSM Addendum

MINOR METALS

Sample Name	Sample Date	Al mg/L	Sb mg/L	Ba mg/L	Br mg/L	Ce mg/L	Ga mg/L	La mg/L	Nd mg/L	Nb mg/L	Pd mg/L	Pr mg/L	Rb mg/L	Ag mg/L	Sr mg/L	Tl mg/L	Th mg/L	Sn mg/L	Ti mg/L	W mg/L	U mg/L	V mg/L	Zr mg/L
AMW-13C	11/28/2017	<0.009	<0.0005	0.009	<0.5	<0.01	<0.01	<0.01	<0.005	<0.01	<0.01	<0.01	<0.01	<0.0002	0.5	<0.0002	<0.005	<0.05	<0.005	<0.1	0.0014	<0.01	<0.005
	2/5/2018	<0.009	<0.0005	0.009	<0.5	<0.01	<0.01	<0.01	<0.005	<0.01	<0.01	<0.01	<0.01	<0.0002	0.49	<0.0002	<0.005	<0.05	<0.005	<0.1	0.0015	<0.01	<0.005
	4/9/2018	<0.009	<0.0005	0.01	<0.5	<0.01	<0.01	<0.01	<0.005	<0.01	<0.01	<0.01	<0.01	<0.0002	0.51	<0.0002	<0.005	<0.05	<0.005	<0.1	0.0015	<0.01	<0.005
	7/9/2018	<0.009	<0.0005	0.009	<0.5	<0.01	<0.01	<0.01	<0.005	<0.01	<0.01	<0.01	<0.01	<0.0002UJ	0.49	<0.0002	<0.005	<0.05	<0.005	<0.1	0.0014	<0.01	<0.005
	10/2/2018	<0.009	<0.0005	0.009	<0.5	<0.01	<0.01	<0.01	<0.005	<0.01	<0.01	<0.01	<0.01	<0.0002	0.48	<0.0002	<0.005	<0.05	<0.005	<0.1	0.0015	<0.01	<0.005
	1/14/2019	<0.009	<0.0005	0.009	<0.5	<0.01	<0.01	<0.01	<0.005	<0.01	<0.01	<0.01	<0.01	<0.0002UJ	0.49	<0.0002	<0.005	<0.05	<0.005	<0.1	0.0014	<0.01	<0.005
	4/8/2019	<0.009	<0.0005	0.009	<0.5	<0.01	<0.01	<0.01	<0.005	<0.01	<0.01	<0.01	<0.01	<0.0002	0.46	<0.0002	<0.005	<0.05	<0.005	<0.1	0.0015	<0.01	<0.005
	7/15/2019	<0.009UJ	<0.0005	0.009	<0.5	<0.01	<0.01	<0.01	<0.005	<0.01	<0.01	<0.01	<0.01	<0.0002	0.44	<0.0002	<0.005	<0.05	<0.005	<0.1	0.0015	<0.01	<0.005
	10/1/2019	<0.009	<0.0005	0.01	<0.5	<0.01	<0.01	<0.01	<0.005	<0.01	<0.01	<0.01	<0.01	<0.0002	0.5	<0.0002	<0.005	<0.05	<0.005	<0.1	0.0015	<0.01	<0.005
	1/15/2020	<0.009	<0.0005	0.009	<0.5UJ	<0.01	<0.01	<0.01	<0.005	<0.01	<0.01	<0.01	<0.01	<0.0002	0.46	<0.0002	<0.005	<0.05	<0.005	<0.1	0.0015	<0.01	<0.005
	4/7/2020	<0.009	<0.0005	0.009	<0.5	<0.01	<0.01	<0.01	<0.005	<0.01	<0.01	<0.01	<0.01	<0.0002	0.47	<0.0002	<0.005	<0.05	<0.005	<0.1	0.0015	<0.01	<0.005
	7/6/2020	<0.009	<0.0005	0.009	<0.5	<0.01	<0.01	<0.01	<0.005	<0.01	<0.01	<0.01	<0.01	<0.0002	0.45	<0.0002	<0.005	<0.05	<0.005	<0.1	0.0014	<0.01	<0.005
	9/28/2020	<0.009	<0.0005	0.009	<0.5	<0.01	<0.01	<0.01	<0.005	<0.01	<0.01	<0.01	<0.01	<0.0002	0.45	<0.0002	<0.005	<0.05	<0.005	<0.1	0.0013	<0.01	<0.005
	1/12/2021	<0.009	<0.0005	0.009	<0.5	<0.01	<0.01	<0.01	<0.005	<0.01	<0.01	<0.01	<0.01	<0.0002	0.45	<0.0002	<0.005	<0.05	<0.005	<0.1	0.0015	<0.01	<0.005
	4/1/2021	<0.009	<0.0005	0.009	<0.5	<0.01	<0.01	<0.01	<0.005	<0.01	<0.01	<0.01	<0.01	<0.0002	0.46	<0.0002	<0.005	<0.05	<0.005	<0.1	0.0014	<0.01	<0.005
	7/6/2021	<0.009	<0.0005	0.009	<0.5	<0.01	<0.01	<0.01	<0.005	<0.01	<0.01	<0.01	<0.01	<0.0002	0.45	<0.0002	<0.005	<0.05	<0.005	<0.1	0.0014	<0.01	<0.005
	10/5/2021	<0.009	<0.0005	0.009	<0.5	<0.01	<0.01	<0.01	<0.005	<0.01	<0.01	<0.01	<0.01	<0.0002	0.45	<0.0002	<0.005	<0.05	<0.005	<0.1	0.0013	<0.01	<0.005
	1/5/2022	<0.009	<0.0005	0.009	<0.5	<0.01	<0.01	<0.01	<0.005	<0.01	<0.01	<0.01	<0.01	<0.0002	0.45	<0.0002	<0.005	<0.05	<0.005	<0.1	0.0014	<0.01	<0.005
	5/25/2022	<0.009	<0.0005	0.008	<0.5	<0.01	<0.01	<0.01	<0.005	<0.01	<0.01	<0.01	<0.01	<0.0002	0.45	<0.0002	<0.005	<0.05	<0.005	<0.1	0.0015	<0.01	<0.005
	7/19/2022	<0.009	<0.0005	0.009	<0.5	<0.01	<0.01	<0.01	<0.005	<0.01	<0.01	<0.01	<0.01	<0.0002	0.46	<0.0002	<0.005	<0.05	<0.005	<0.1	0.0015	<0.01	<0.005
	10/12/2022	<0.009	<0.0005	0.009	<0.5	<0.01	<0.01	<0.01	<0.005	<0.01	<0.01	<0.01	<0.01	<0.0002	0.44	<0.0002	<0.005	<0.05	<0.005	<0.1	0.0015	<0.01	<0.005
AMW-20	12/11/2017	1.69	<0.0005	0.012	<0.5	<0.01	<0.01	0.02	0.012	<0.01	<0.01	<0.01	<0.01	0.0006	1.23	<0.0002	<0.005	<0.05	<0.005	<0.1	0.0042	<0.01	<0.005
	2/16/2018	1.57	<0.0009	0.011	<0.5	<0.01	<0.01	0.03	0.013	<0.01	<0.01	<0.01	<0.01	0.0003	1.26	<0.0002	<0.005	<0.05	<0.005	<0.1	0.0046	<0.01	<0.005
	4/16/2018	1.32	<0.0005	0.01	<0.5	<0.01	<0.01	0.02	0.011	<0.01	<0.01	<0.01	<0.01	<0.0002	1.55	<0.0002	<0.005	<0.05	<0.005	<0.1	0.003	<0.01	<0.005
	6/28/2018	1.17	<0.0005	0.009	<0.5	<0.01	<0.01	0.02	0.009	<0.01	<0.01	<0.01	<0.01	<0.0002	1.49	<0.0002	<0.005	<0.05	<0.005	<0.1	0.0031	<0.01	<0.005
	10/2/2018	1.93	<0.0005	0.01	<0.5	<0.01	<0.01	0.03	0.014	<0.01	<0.01	<0.01	<0.01	0.0003	1.34	<0.0002	<0.005	<0.05	<0.005	<0.1	0.005	<0.01	<0.005
	1/18/2019	1.84	<0.0005	0.01	<0.5	<0.01	<0.01	0.03	0.015	<0.01	<0.01	<0.01	<0.01	<0.0002	1.33	<0.0002	<0.005	<0.05	<0.005	<0.1	0.0041	0.04	<0.005
	4/12/2019	1.82	<0.0005	0.009	<0.5	<0.01	<0.01	0.03	0.015	<0.01	<0.01	<0.01	<0.01	<0.0002	1.25	<0.0002	<0.005	<0.05	<0.005	<0.1	0.0037	<0.01	<0.005
	7/17/2019	1.32	<0.0005	0.009	<0.5UJ	<0.01	<0.01	0.02	0.012	<0.01	<0.01	<0.01	<0.01	0.0002	1.39	<0.0002	<0.005	<0.05	<0.005	<0.1	0.0031	<0.01	<0.005
	1/22/2020	1.52	<0.0005	0.01	<0.5	<0.01	<0.01	0.02	0.013	<0.01	<0.01	<0.01	<0.01	0.0004	1.27	<0.0002	<0.005	<0.05	<0.005	<0.1	0.0037	<0.01	<0.005
	4/14/2020	1.27	<0.0005	0.01	<0.5	<0.01	<0.01	0.02	0.013	<0.01	<0.01	<0.01	<0.01	<0.0002	1.39	<0.0002	<0.005	<0.05	<0.005	<0.1	0.0031	<0.01	<0.005
	7/10/2020	1.48	<0.0005	0.01	<0.5	<0.01	<0.01	0.03	0.014	<0.01	<0.01	<0.01	<0.01	0.0003	1.33	<0.0002	<0.005	<0.05	<0.005	<0.1	0.0031	<0.01	<0.005
	10/2/2020	1.36	<0.0005	0.01	<0.5	<0.01	<0.01	0.03	0.012	<0.01	<0.01	<0.01	<0.01	<0.0002	1.38	<0.0002	<0.005	<0.05	<0.005	<0.1	0.003	<0.01	<0.005
	1/19/2021	1.62	<0.0005	0.01	<0.5	<0.01	<0.01	0.03	0.014	<0.01	<0.01	<0.01	<0.01	0.0004	1.24	<0.0002	<0.005	<0.05	<0.005	<0.1	0.0038	<0.01	<0.005
	4/8/2021	1.55	<0.0005	0.009	<0.5	<0.01	<0.01	0.03	0.014	<0.01	<0.01	<0.01	<0.01	0.0004	1.24	<0.0002	<0.005	<0.05	<0.005	<0.1	0.0031	<0.01	<0.005
	7/12/2021	1.47	<0.0005	0.01	<0.5	<0.01	<0.01	0.03	0.014	<0.01	<0.01	<0.01	<0.01	<0.0002	1.27	<0.0002	<0.005	<0.05	<0.005	<0.1	0.0037	<0.01	<0.005
	10/13/2021	1.5	<0.0005	0.011	<0.5	<0.01	<0.01	0.03	0.014	<0.01	<0.01	<0.01	<0.01	<0.0002	1.43	<0.0002	<0.005	<0.05	<0.005	<0.1	0.0029	<0.01	<0.005
	1/13/2022	1.78	<0.0005	0.01	<0.5	<0.01	<0.01	0.03	0.015	<0.01	<0.01	<0.01	<0.01	<0.0002	1.32	<0.0002	<0.005	<0.05	<0.005	<0.1	0.0048	<0.01	<0.005
	5/31/2022	1.7	<0.0005	0.01	<0.5	<0.01	<0.01	0.03	0.015	<0.01	<0.01	<0.01	<0.01	<0.0002	1.42	<0.0002	<0.005	<0.05	<0.005	<0.1	0.0041	<0.01	<0.005
	7/22/2022	1.80	<0.0005	0.012	<0.5UJ	<0.01	<0.01	0.03	0.015	<0.01	<0.01	<0.01	<0.01	<0.0002	1.41	<0.0002	<0.005	<0.05	<0.005	<0.1	0.0044	<0.01	<0.005
	10/18/2022	1.60	<0.0005	0.011	<0.5	<0.01	<0.01	0.03	0.014	<0.01	<0.01	<0.01	<0.01	<0.0002	1.27	<0.0002	<0.005	<0.05	<0.005	<0.1	0.0038	<0.01	<0.005
BPS07-07	11/28/2017	<0.009	<0.0005	0.025	<0.5	<0.01	<0.01	<0.01	<0.005	<0.01	<0.01	<0.01	<0.01	<0.0002	0.21	<0.0002	<0.005	<0.05	<0.005	<0.1	0.0005	<0.01	<0.005
	2/6/2018	<0.009	<0.0005	0.024	<0.5	<0.01	<0.01	<0.01	<0.005	<0.01	<0.01	<0.01	<0.01	<0.0002	0.19	<0.0002	<0.005	<0.05	<0.005	<0.1	0.0005	<0.01	<0.005
	4/9/2018	<0.009	<0.0005	0.021	<0.5	<0.01	<0.01	<0.01	<0.005	<0.01	<0.01	<0.01	<0.01	<0.0002	0.18	<0.0002	<0.005	<0.05	<0.005	<0.1	0.0005	<0.01	<0.005
	7/9/2018	<0.009	<0.0005	0.022	<0.5	<0.01	<0.01	<0.01	<0.005	<0.01	<0.01	<0.01	<0.01	<0.0002J-	0.19	<0.0002	<0.005	<0.05	<0.005	<0.1	0.0005	<0.01	<0.005
	10/2/2018	<0.009	<0.0005	0.021	<0.5	<0.01	<0.01	<0.01	<0.005	<0.01	<0.01	<0.01	<0.01	<0.0002	0.17	<0.0002	<0.005	<0.05	<0.005	<0.1	0.0004	<0.01	<0.005
	1/14/2019	<0.009	<0.0005	0.022	<0.5	<0.01	<0.01	<0.01	<0.005	<0.01	<0.01	<0.01	<0.01	<0.0002	0.19	<0.0002	<0.005	<0.05	<0.005	<0.1	0.0004	<0.01	<0.005
	4/8/2019	<0.009	<0.0005	0.023	<0.5	<0.01	<0.01	<0.01	<0.005	<0.01	<0.01	<0.01	<0.01	<0.0002	0.17	<0.0002	<0.005	<0.05	<0.005	<0.1	0.0003	<0.01	<0.005
	7/15/2019	<0.009	<0.0005	0.023	<0.5	<0.01	<0.01	<0.01	<0.005	<0.01	<0.01	<0.01	<0.01	<0.0002	0.18	<0.0002	<0.005	<0.05	<0.005	<0.1	0.0004	<0.01	<0.005
	10/1/2019	<0.009	<0.0005	0.022	<0.5	<0.01	<0.01	<0.01	<0.005	<0.01	<0.01	<0.01	<0.01	<0.0002	0.18	<0.0002	<0.005	<0.05	<0.005	<0.1	0.0003	<0.01	<0.005
	1/15/2020	<0.009	<0.0005	0.023	<0.5UJ	<0.01	<0.01	<0.01	<0.005	<0.01	<0.01	<0.01	<0.01	<0.0002	0.18	<0.0002	<0.005	<0.05	<0.005	<0.1	0.0003	<0.01	<0.005
	4/7/2020	<0.009	<0.0005	0.023	<0.5	<0.01	<0.01	<0.01	<0.005	<0.01	<0.01	<0.01	<0.01	<0.0002	0.18	<0.0002	<0.005	<0.05	<0.005	<0.1	0.0004	<0.01	<0.005
	7/6/2020	<0.009	<0.0005	0.023	<0.5	<0.01	<0.01	<0.01	<0.005	<0.01	<0.01	<0.01	<0.01	<0.0002	0.18	<0.0002	<0.005	<0.05	<0.005	<0.1	0.0004	<0.01	<0.005
	9/29/2020	<0.009	<0.0005	0.023	<0.5	<0.01	<0.01	<0.01	<0.005	<0.01	<0.01	<0.01	<0.01	<0.0002	0.18	<0.0002	<0.005	<0.05	<0.005	<0.1	0.0004	<0.01	<0.005
	1/11/2021	<0.009	<0.0005	0.024	<0.5	<0.01	<0.01	<0.01	<0.005	<0.01	<0.01	<0.01	<0.01	<0.0002	0.18	<0.0002	<0.005	<0.05	<0.005	<0.1	0.0004	<0.01	<0.005
	4/2/2021	<0.009	<0.0005	0.024	<0.5	<0.01	<0.01	<0.01	<0.005	<0.01	<0.01	<0.01	<0.01	<0.0002	0.19	<0.0002	<0.005	<0.05	<0.005	<0.1	0.0004	<0.01	<0.005
	7/6/2021	<0.009	<0.0005	0.025	<0.5	<0.01	<0.01	<0.01	<0.005	<0.01	<0.01	<0.01	<0.01	<0.0002	0.18	<0.0002	<0.005	<0.05	<0.005	<0.1	0.0004	<0.01	<0.005
	10/7/2021	<0.009	<0.0005	0.024	<0.5	<0.01	<0.01	<0.01	<0.005	<0.01	<0.01	<0.01	<0.01	<0.0002	0.19	<0.0002	<0.005	<0.05	<0.005	<0.1	0.0003J+	<0.01	<0.005
	1/5/2022	<0.009	<0.0005	0.024	<0.5	<0.01	<0.01	<0.01	<0.005	<0.01	<0.01	<0.01	<0.01	<0.0002	0.19	<0.0002	<0.005	<0.05	<0.005	<0.1	0.0003	<0.01	<0.005
	5/25/2022	<0.009	<0.0005	0.023	<0.5	<0.01	<0.01	<0.01	<0.005	<0.01	<0.01	<0.01	<0.01	<0.0002	0.19	<0.0002	<0.005	<0.05	<0.005	<0.1	0.0004	<0.01	<0.005
	7/19/2022	<0.009	<0.0005	0.023	<0.5	<0.01	<0.01	<0.01	<0.005	<0.01	<0.01	<0.01	<0.01	<0.0002	0.19	<0.0002	<0.005	<0.05	<0.005	<0.1	0.0004	<0.01	<0.005
	10/11/2022	<0.009	<0.0005	0.025	<0.5	<0.01	<0.01	<0.01	<0.005	<0.01	<0.01	<0.01	<0.01	<0.0002	0.18	<0.0002	<0.005	<0.05	<0.005	<0.1	0.0005	<0.01	<0.005

Attachment 3

Parrot Tailings Waste Removal Project

CSM Addendum

MINOR METALS

Sample Name	Sample Date	Al mg/L	Sb mg/L	Ba mg/L	Br mg/L	Ce mg/L	Ga mg/L	La mg/L	Nd mg/L	Nb mg/L	Pd mg/L	Pr mg/L	Rb mg/L	Ag mg/L	Sr mg/L	Tl mg/L	Th mg/L	Sn mg/L	Ti mg/L	W mg/L	U mg/L	V mg/L	Zr mg/L
BPS07-07B	12/6/2017	0.009	<0.0005	0.044	<0.5	<0.01	<0.01	<0.01	<0.005	<0.01	<0.01	<0.01	<0.01	<0.0002	0.54	<0.0002	<0.005	<0.05	<0.005	<0.1	0.0025	<0.01	<0.005
	2/6/2018	<0.009	<0.0005	0.032	<0.5	<0.01	<0.01	<0.01	<0.005	<0.01	<0.01	<0.01	<0.01	<0.0002	0.63	<0.0002	<0.005	<0.05	<0.005	<0.1	0.0023	<0.01	<0.005
	4/9/2018	<0.009	<0.0005	0.026	<0.5	<0.01	<0.01	<0.01	<0.005	<0.01	<0.01	<0.01	<0.01	<0.0002	0.76	<0.0002	<0.005	<0.05	<0.005	<0.1	0.0023	<0.01	<0.005
	7/9/2018	<0.009	<0.0005	0.018	<0.5	<0.01	<0.01	<0.01	<0.005	<0.01	<0.01	<0.01	<0.01	<0.0002J-	0.65	<0.0002	<0.005	<0.05	<0.005	<0.1	0.0022	<0.01	<0.005
	10/2/2018	<0.009	<0.0005	0.018	<0.5	<0.01	<0.01	<0.01	<0.005	<0.01	<0.01	<0.01	<0.01	<0.0002	0.65	<0.0002	<0.005	<0.05	<0.005	<0.1	0.0023	<0.01	<0.005
	1/15/2019	<0.009	<0.0005	0.012	<0.5	<0.01	<0.01	<0.01	<0.005	<0.01	<0.01	<0.01	<0.01	<0.0002	0.63	<0.0002	<0.005	<0.05	<0.005	<0.1	0.0019	<0.01	<0.005
	4/8/2019	<0.009	<0.0005	0.016	<0.5	<0.01	<0.01	<0.01	<0.005	<0.01	<0.01	<0.01	<0.01	<0.0002	0.72	<0.0002	<0.005	<0.05	<0.005	<0.1	0.0019	<0.01	<0.005
	7/15/2019	<0.009	<0.0005	0.012	<0.5	<0.01	<0.01	<0.01	<0.005	<0.01	<0.01	<0.01	<0.01	<0.0002	0.64	<0.0002	<0.005	<0.05	<0.005	<0.1	0.002	<0.01	<0.005
	10/1/2019	<0.009	<0.0005	0.012	<0.5	<0.01	<0.01	<0.01	<0.005	<0.01	<0.01	<0.01	<0.01	<0.0002	0.7	<0.0002	<0.005	<0.05	<0.005	<0.1	0.002	<0.01	<0.005
	1/15/2020	<0.009	<0.0005	0.009	<0.5UJ	<0.01	<0.01	<0.01	<0.005	<0.01	<0.01	<0.01	<0.01	<0.0002	0.55	<0.0002	<0.005	<0.05	<0.005	<0.1	0.0018	<0.01	<0.005
	4/7/2020	<0.009	<0.0005	0.013	<0.5	<0.01	<0.01	<0.01	<0.005	<0.01	<0.01	<0.01	<0.01	<0.0002	0.8	<0.0002	<0.005	<0.05	<0.005	<0.1	0.002	<0.01	<0.005
	7/6/2020	<0.009	<0.0005	0.009	<0.5	<0.01	<0.01	<0.01	<0.005	<0.01	<0.01	<0.01	<0.01	<0.0002	0.58	<0.0002	<0.005	<0.05	<0.005	<0.1	0.0019	<0.01	<0.005
	9/29/2020	<0.009	<0.0005	0.009	<0.5	<0.01	<0.01	<0.01	<0.005	<0.01	<0.01	<0.01	<0.01	<0.0002	0.64	<0.0002	<0.005	<0.05	<0.005	<0.1	0.0017	<0.01	<0.005
	1/12/2021	<0.009	<0.0005	0.01	<0.5	<0.01	<0.01	<0.01	<0.005	<0.01	<0.01	<0.01	<0.01	<0.0002	0.65	<0.0002	<0.005	<0.05	<0.005	<0.1	0.002	<0.01	<0.005
	4/2/2021	<0.009	<0.0005	0.009	<0.5	<0.01	<0.01	<0.01	<0.005	<0.01	<0.01	<0.01	<0.01	<0.0002	0.64	<0.0002	<0.005	<0.05	<0.005	<0.1	0.0018	<0.01	<0.005
	7/6/2021	<0.009	<0.0005	0.011	<0.5	<0.01	<0.01	<0.01	<0.005	<0.01	<0.01	<0.01	<0.01	<0.0002	0.7	<0.0002	<0.005	<0.05	<0.005	<0.1	0.0019	<0.01	<0.005
	10/7/2021	<0.009	<0.0005	0.01	<0.5	<0.01	<0.01	<0.01	<0.005	<0.01	<0.01	<0.01	<0.01	<0.0002	0.67	<0.0002	<0.005	<0.05	<0.005	<0.1	0.0019	<0.01	<0.005
	1/5/2022	<0.009	<0.0005	0.01	<0.5	<0.01	<0.01	<0.01	<0.005	<0.01	<0.01	<0.01	<0.01	<0.0002	0.66	<0.0002	<0.005	<0.05	<0.005	<0.1	0.0018	<0.01	<0.005
	5/25/2022	<0.009	<0.0005	0.012	<0.5	<0.01	<0.01	<0.01	<0.005	<0.01	<0.01	<0.01	<0.01	<0.0002	0.8	<0.0002	<0.005	<0.05	<0.005	<0.1	0.002	<0.01	<0.005
	7/19/2022	<0.009	<0.0005	0.013	<0.5	<0.01	<0.01	<0.01	<0.005	<0.01	<0.01	<0.01	<0.01	<0.0002	0.88	<0.0002	<0.005	<0.05	<0.005	<0.1	0.0022	<0.01	<0.005
	10/11/2022	<0.009	<0.0005	0.014	<0.5	<0.01	<0.01	<0.01	<0.005	<0.01	<0.01	<0.01	<0.01	<0.0002	0.87	<0.0002	<0.005	<0.05	<0.005	<0.1	0.0022	<0.01	<0.005
BPS07-11A	12/4/2017	0.419	<0.0005	0.02	<0.5	<0.01	<0.01	<0.01	<0.005	<0.01	<0.01	<0.01	<0.01	0.0003	0.44	<0.0002	<0.005	<0.05	<0.005	<0.1	0.0012	<0.01	<0.005
	2/9/2018	0.399	<0.0005	0.026	<0.5	<0.01	<0.01	<0.01	<0.005	<0.01	<0.01	<0.01	<0.01	0.0003	0.54	<0.0002	<0.005	<0.05	<0.005	<0.1	0.0011	<0.01	<0.005
	4/13/2018	0.341J-	<0.0005	0.017	<0.5	<0.01	<0.01	<0.01	<0.005	<0.01	<0.01	<0.01	<0.01	<0.0002	0.48	<0.0002	<0.005	<0.05	<0.005	<0.1	0.0009	<0.01	<0.005
	6/28/2018	0.232	<0.0005	0.019	<0.5	<0.01	<0.01	<0.01	<0.005	<0.01	<0.01	<0.01	<0.01	0.0002	0.56	<0.0002	<0.005	<0.05	<0.005	<0.1	0.0037	<0.01	<0.005
	10/5/2018	0.105	<0.0005	0.043	<0.5	<0.01	<0.01	<0.01	<0.005	<0.01	<0.01	<0.01	<0.01	<0.0002	0.54	<0.0002	<0.005	<0.05	<0.005	<0.1	0.0238	<0.01	<0.005
	1/17/2019	0.227	<0.0005	0.021	<0.5	<0.01	<0.01	<0.01	<0.005	<0.01	<0.01	<0.01	<0.01	<0.0002	0.63	<0.0002	<0.005	<0.05	<0.005	<0.1	0.001	<0.01	<0.005
	4/11/2019	0.199	<0.0005	0.016	<0.5	<0.01	<0.01	<0.01	<0.005	<0.01	<0.01	<0.01	<0.01	<0.0002	0.53	<0.0002	<0.005	<0.05	<0.005	<0.1	0.0005	<0.01	<0.005
	7/17/2019	0.196	<0.0005	0.034	<0.5UJ	<0.01	<0.01	<0.01	<0.005	<0.01	<0.01	<0.01	<0.01	<0.0002	0.48	<0.0002	<0.005	<0.05	<0.005	<0.1	0.0072	<0.01	<0.005
	10/4/2019	0.124	<0.0005	0.039	<0.5	<0.01	<0.01	<0.01	<0.005	<0.01	<0.01	<0.01	<0.01	<0.0002	0.48	<0.0002	<0.005	<0.05	<0.005	<0.1	0.0198	<0.01	<0.005
	1/22/2020	0.215	<0.0005	0.022	<0.5	<0.01	<0.01	<0.01	<0.005	<0.01	<0.01	<0.01	<0.01	<0.0002	0.63	<0.0002	<0.005	<0.05	<0.005	<0.1	0.0008	<0.01	<0.005
	4/13/2020	0.277J+	<0.0005	0.018	<0.5	<0.01	<0.01	<0.01	<0.005	<0.01	<0.01	<0.01	<0.01	<0.0002	0.49J+	<0.0002	<0.005	<0.05	<0.005	<0.1	0.0007	<0.01	<0.005
	7/8/2020	0.143	<0.0005	0.038	<0.5	<0.01	<0.01	<0.01	<0.005	<0.01	<0.01	<0.01	<0.01	<0.0002	0.53	<0.0002	<0.005	<0.05	<0.005	<0.1	0.0234	<0.01	<0.005
	1/19/2021	0.269	<0.0005	0.021	<0.5	<0.01	<0.01	<0.01	<0.005	<0.01	<0.01	<0.01	<0.01	<0.0002	0.46	<0.0002	<0.005	<0.05	<0.005	<0.1	0.0013	<0.01	<0.005
	4/6/2021	0.242	<0.0005	0.022	<0.5	<0.01	<0.01	<0.01	<0.005	<0.01	<0.01	<0.01	<0.01	<0.0002	0.4	<0.0002	<0.005	<0.05	<0.005	<0.1	0.0009	<0.01	<0.005
	7/12/2021	0.43	<0.0005	0.026	<0.5	<0.01	<0.01	<0.01	<0.005	<0.01	<0.01	<0.01	<0.01	0.0003	0.3	<0.0002	<0.005	<0.05	<0.005	<0.1	0.001	<0.01	<0.005
	10/13/2021	0.396	<0.0005	0.027	<0.5	<0.01	<0.01	<0.01	<0.005	<0.01	<0.01	<0.01	<0.01	0.0004	0.37	<0.0002	<0.005	<0.05	<0.005	<0.1	0.0009	<0.01	<0.005
	1/12/2022	0.2	<0.0005	0.019	<0.5	<0.01	<0.01	<0.01	<0.005	<0.01	<0.01	<0.01	<0.01	<0.0002	0.56	<0.0002	<0.005	<0.05	<0.005	<0.1	0.0008	<0.01	<0.005
	5/27/2022	0.204	<0.0005	0.015	<0.5	<0.01	<0.01	<0.01	<0.005	<0.01	<0.01	<0.01	<0.01	<0.0002	0.39	<0.0002	<0.005	<0.05	<0.005	<0.1	0.0007	<0.01	<0.005
	7/23/2022	0.355	<0.0005	0.026	<0.5	<0.01	<0.01	<0.01	<0.005	<0.01	<0.01	<0.01	<0.01	<0.0002	0.30	<0.0002	<0.005	<0.05	<0.005	<0.1	0.0009	<0.01	<0.005
	10/17/2022	0.316	<0.0005	0.028	<0.5	<0.01	<0.01	<0.01	<0.005	<0.01	<0.01	<0.01	<0.01	0.0002	0.27	<0.0002	<0.005	<0.05	<0.005	<0.1	0.0009	<0.01	<0.005
BPS07-11B	12/4/2017	0.43	<0.0005	0.013	<0.5	<0.01	<0.01	<0.01	<0.005	<0.01	<0.01	<0.01	<0.01	0.0004	1.4	<0.0002	<0.005	<0.05	<0.005	<0.1	0.0011	<0.01	<0.005
	2/9/2018	0.46	<0.0005	0.014	<0.5	<0.01	<0.01	<0.01	<0.005	<0.01	<0.01	<0.01	<0.01	0.0003	1.28	<0.0002	<0.005	<0.05	<0.005	<0.1	0.0012	<0.01	<0.005
	4/13/2018	0.437J-	<0.0005	0.013	<0.5	<0.01	<0.01	<0.01	<0.005	<0.01	<0.01	<0.01	<0.01	<0.0002	1.28	<0.0002	<0.005	<0.05	<0.005	<0.1	0.0012	<0.01	<0.005
	6/28/2018	0.426	<0.0005	0.013	<0.5	<0.01	<0.01	<0.01	<0.005	<0.01	<0.01	<0.01	<0.01	0.0004	1.21	<0.0002	<0.005	<0.05	<0.005	<0.1	0.0012	<0.01	<0.005
	10/5/2018	0.399	<0.0005	0.013	<0.5	<0.01	<0.01	<0.01	<0.005	<0.01	<0.01	<0.01	<0.01	0.0005	1.26	<0.0002	<0.005	<0.05	<0.005	<0.1	0.0012	<0.01	<0.005
	1/17/2019	0.45	<0.0005	0.013	<0.5	<0.01	<0.01	<0.01	<0.005	<0.01	<0.01	<0.01	<0.01	0.0004	1.25	<0.0002	<0.005	<0.05	<0.005	<0.1	0.0012	<0.01	<0.005
	4/11/2019	0.41	<0.0005	0.014	<0.5	<0.01	<0.01	<0.01	<0.005	<0.01	<0.01	<0.01	<0.01	0.0004	1.28	<0.0002	<0.005	<0.05	<0.005	<0.1	0.0011	<0.01	<0.005
	7/17/2019	0.325	<0.0005	0.014	<0.5UJ	<0.01	<0.01	<0.01	<0.005	<0.01	<0.01	<0.01	<0.01	0.0004	1.34	<0.0002	<0.005	<0.05	<0.005	<0.1	0.0012	<0.01	<0.005
	10/4/2019	0.426	<0.0005	0.013	<0.5	<0.01	<0.01	<0.01	<0.005	<0.01	<0.01	<0.01	<0.01	0.0004	1.35	<0.0002	<0.005	<0.05	<0.005	<0.1	0.0012	<0.01	<0.005
	1/22/2020	0.444	<0.0005	0.013	<0.5	<0.01	<0.01	<0.01	<0.005	<0.01	<0.01	<0.01	<0.01	0.0003	1.19	<0.0002	<0.005	<0.05	<0.005	<0.1	0.0012	<0.01	<0.005
	4/13/2020	0.46J+	<0.0005	0.014	<0.5	<0.01	<0.01	<0.01	<0.005	<0.01	<0.01	<0.01	<0.01	0.0003	1.29J+	<0.0002	<0.005	<0.05	<0.005	<0.1	0.0011	<0.01	<0.005
	7/8/2020	0.263	<0.0005	0.013	<0.5	<0.01	<0.01	<0.01	<0.005	<0.01	<0.01	<0.01	<0.01	0.0003	1.31	<0.0002	<0.005	<0.05	<0.005	<0.1	0.0008	<0.01	<0.005
	1/19/2021	0.405	<0.0005	0.015	<0.5	<0.01	<0.01	<0.01	<0.005	<0.01	<0.01	<0.01	<0.01	0.0003	1.02	<0.0002	<0.005	<0.05	<0.005	<0.1	0.001	<0.01	<0.005
	4/6/2021	0.342	<0.0005	0.014	<0.5	<0.01	<0.01	<0.01	<0.005	<0.01	<0.01	<0.01	<0.01	0.0003	1.13	<0.0002	<0.005	<0.05	<0.005	<0.1	0.001	<0.01	<0.005
	7/12/2021	0.218	<0.0005	0.013	<0.5	<0.01	<0.01	<0.01	<0.005	<0.01	<0.01	<0.01	<0.01	0.0002	1.16	<0.0002	<0.005	<0.05	<0.005	<0.1	0.0008	<0.01	<0.005
	10/13/2021	0.296	<0.0005	0.014	<0.5	<0.01	<0.01	<0.01	<0.005	<0.01	<0.01	<0.01	<0.01	0.0003	0.92	<0.0002	<0.005	<0.05	<0.005	<0.1	0.0007	<0.01	<0.005
	1/12/2022	0.376	<0.0005	0.015	<0.5	<0.01	<0.01	<0.01	<0.005	<0.01	<0.01	<0.01	<0.01	0.0003	0.74	<0.0002	<0.005	<0.05	<0.005	<0.1	0.0008	<0.01	<0.005
	5/27/2022	0.326	<0.0005	0.014	<0.5	<0.01	<0.01	<0.01	<0.005	<0.01	<0.01	<0.01	<0.01	<0.0002	0.75	<0.0002	<0.005	<0.05	<0.005	<0.1	0.0007	<0.01	<0.005
	7/23/2022	0.237	<0.0005	0.014	<0.5	<0.01	<0.01	<0.01	<0.005	<0.01	<0.01	<0.01	<0.01	<0.0002	0.85	<0.0002	<0.005	<0.05	<0.005	<0.1	0.0007	<0.01	<0.005
	10/17/2022	0.273	<0.0005	0.015	<0.5	<0.01	<0.01	<0.01	<0.005	<0.01	<0.01	<0.01	<0.01	0.0003	0.79	<0.0002	<0.005	<0.05	<0.005	<0.1	0.0008	<0.01	<0.005

Attachment 3

Parrot Tailings Waste Removal Project

CSM Addendum

MINOR METALS

Sample Name	Sample Date	Al mg/L	Sb mg/L	Ba mg/L	Br mg/L	Ce mg/L	Ga mg/L	La mg/L	Nd mg/L	Nb mg/L	Pd mg/L	Pr mg/L	Rb mg/L	Ag mg/L	Sr mg/L	Tl mg/L	Th mg/L	Sn mg/L	Ti mg/L	W mg/L	U mg/L	V mg/L	Zr mg/L
BPS07-23	11/28/2017	0.029	<0.0005	0.055	<0.5	<0.01	<0.01	<0.01	<0.005	<0.01	<0.01	<0.01	<0.01	<0.0002	1.44	0.0004	<0.005	<0.05	<0.005	<0.1	0.011	<0.01	<0.005
	2/5/2018	<0.009	<0.0005	0.049	<0.5	<0.01	<0.01	<0.01	<0.005	<0.01	<0.01	<0.01	<0.01	<0.0002	1.24	<0.0002	<0.005	<0.05	<0.005	<0.1	0.0084	<0.01	<0.005
	4/9/2018	0.048	<0.0005	0.046	<0.5	<0.01	<0.01	<0.01	<0.005	<0.01	<0.01	<0.01	<0.01	<0.0002	1.31	<0.0002	<0.005	<0.05	<0.005	<0.1	0.013	<0.01	<0.005
	7/9/2018	<0.009	<0.0005	0.039	<0.5	<0.01	<0.01	<0.01	<0.005	<0.01	<0.01	<0.01	<0.01	<0.0002J-	1.25	<0.0002	<0.005	<0.05	<0.005	<0.1	0.0169	<0.01	<0.005
	10/2/2018	<0.009	<0.0005	0.045	<0.5	<0.01	<0.01	<0.01	<0.005	<0.01	<0.01	<0.01	<0.01	<0.0002	1.28	<0.0002	<0.005	<0.05	<0.005	<0.1	0.0192	<0.01	<0.005
	1/15/2019	<0.009	<0.0005	0.054	<0.5	<0.01	<0.01	<0.01	<0.005	<0.01	<0.01	<0.01	<0.01	<0.0002	1.39	<0.0002	<0.005	<0.05	<0.005	<0.1	0.0168	<0.01	<0.005
	4/9/2019	0.017	<0.0005	0.061	<0.5	<0.01	<0.01	<0.01	<0.005	<0.01	<0.01	<0.01	<0.01	<0.0002	1.42	<0.0002	<0.005	<0.05J-	<0.005	<0.1	0.0189	<0.01	<0.005
	7/15/2019	0.019	<0.0005	0.058	<0.5	<0.01	<0.01	<0.01	<0.005	<0.01	<0.01	<0.01	<0.01	<0.0002	1.36	<0.0002	<0.005	<0.05	<0.005	<0.1	0.0194	<0.01	<0.005
	10/1/2019	<0.009	<0.0005	0.067	<0.5	<0.01	<0.01	<0.01	<0.005	<0.01	<0.01	<0.01	<0.01	<0.0002	1.57	<0.0002	<0.005	<0.05	<0.005	<0.1	0.0332	<0.01	<0.005
	1/16/2020	<0.009	<0.0005	0.061	<0.5UJ	<0.01	<0.01	<0.01	<0.005	<0.01	<0.01	<0.01	<0.01	<0.0002	1.42	<0.0002	<0.005	<0.05	<0.005	<0.1	0.0216	<0.01	<0.005
	4/7/2020	0.012	<0.0005	0.072	<0.5	<0.01	<0.01	<0.01	<0.005	<0.01	<0.01	<0.01	<0.01	<0.0002	1.56	<0.0002	<0.005	<0.05	<0.005	<0.1	0.0242	<0.01	<0.005
	7/6/2020	<0.009	<0.0005	0.08	<0.5	<0.01	<0.01	<0.01	<0.005	<0.01	<0.01	<0.01	<0.01	<0.0002	1.83	<0.0002	<0.005	<0.05	<0.005	<0.1	0.035	<0.01	<0.005
	9/29/2020	0.02	<0.0005	0.058	<0.5	<0.01	<0.01	<0.01	<0.005	<0.01	<0.01	<0.01	<0.01	<0.0002	1.32	<0.0002	<0.005	<0.05	<0.005	<0.1	0.0162	<0.01	<0.005
	1/12/2021	<0.009	<0.0005	0.063	<0.5	<0.01	<0.01	<0.01	<0.005	<0.01	<0.01	<0.01	<0.01	<0.0002	1.41	<0.0002	<0.005	<0.05	<0.005	<0.1	0.018	<0.01	<0.005
	4/2/2021	<0.009	<0.0005	0.068	<0.5	<0.01	<0.01	<0.01	<0.005	<0.01	<0.01	<0.01	<0.01	<0.0002	1.44	<0.0002	<0.005	<0.05	<0.005	<0.1	0.0192	<0.01	<0.005
	7/6/2021	<0.009	<0.0005	0.059	<0.5	<0.01	<0.01	<0.01	<0.005	<0.01	<0.01	<0.01	<0.01	<0.0002	1.35	<0.0002	<0.005	<0.05	<0.005	<0.1	0.0149	<0.01	<0.005
	10/7/2021	0.043	<0.0005	0.056	<0.5	<0.01	<0.01	<0.01	<0.005	<0.01	<0.01	<0.01	<0.01	<0.0002	1.26	<0.0002	<0.005	<0.05	<0.005	<0.1	0.0125	<0.01	<0.005
	1/5/2022	0.036	<0.0005	0.06	<0.5	<0.01	<0.01	<0.01	<0.005	<0.01	<0.01	<0.01	<0.01	<0.0002	1.29	<0.0002	<0.005	<0.05	<0.005	<0.1	0.0106	<0.01	<0.005
	5/25/2022	<0.009	<0.0005	0.047	<0.5	<0.01	<0.01	<0.01	<0.005	<0.01	<0.01	<0.01	<0.01	<0.0002	1.27	<0.0002	<0.005	<0.05	<0.005	<0.1	0.0134	<0.01	<0.005
	7/19/2022	<0.009	<0.0005	0.051	<0.5	<0.01	<0.01	<0.01	<0.005	<0.01	<0.01	<0.01	<0.01	<0.0002	1.28	<0.0002	<0.005	<0.05	<0.005	<0.1	0.0166	<0.01	<0.005
	10/11/2022	<0.009	<0.0005	0.046	<0.5	<0.01	<0.01	<0.01	<0.005	<0.01	<0.01	<0.01	<0.01	<0.0002	1.14	<0.0002	<0.005	<0.05	<0.005	<0.1	0.0118	<0.01	<0.005
BPS11-10A	11/30/2017	0.021	<0.0005	0.017	<0.5	<0.01	<0.01	<0.01	<0.005	<0.01	<0.01	<0.01	<0.01	<0.0002	0.44	<0.0002	<0.005	<0.05	<0.005	<0.1	0.0036	<0.01	<0.005
	2/7/2018	0.023	<0.0005	0.019	<0.5	<0.01	<0.01	<0.01	<0.005	<0.01	<0.01	<0.01	<0.01	<0.0002	0.48	<0.0002	<0.005	<0.05	<0.005	<0.1	0.0031	<0.01	<0.005
	4/10/2018	0.055	<0.0005	0.029	<0.5	<0.01	<0.01	<0.01	<0.005	<0.01	<0.01	<0.01	<0.01	<0.0002	0.47	<0.0002	<0.005	<0.05	<0.005	<0.1	0.0047	<0.01	<0.005
	7/10/2018	0.033	<0.0005	0.042	<0.5	<0.01	<0.01	<0.01	<0.005	<0.01	<0.01	<0.01	<0.01	<0.0002	0.47	<0.0002	<0.005	<0.05	<0.005	<0.1	0.0058	<0.01	<0.005
	10/3/2018	0.013J+	<0.0005	0.017	<0.5	<0.01	<0.01	<0.01	<0.005	<0.01	<0.01	<0.01	<0.01	<0.0002	0.44	<0.0002	<0.005	<0.05	<0.005	<0.1	0.0026	<0.01	<0.005
	1/15/2019	0.02	<0.0005	0.018	<0.5	<0.01	<0.01	<0.01	<0.005	<0.01	<0.01	<0.01	<0.01	<0.0002UJ	0.55	<0.0002	<0.005	<0.05	<0.005	<0.1	0.0044	<0.01	<0.005
	4/9/2019	0.009	<0.0005	0.018	<0.5	<0.01	<0.01	<0.01	<0.005	<0.01	<0.01	<0.01	<0.01	<0.0002UJ	0.52	<0.0002	<0.005	<0.05	<0.005	<0.1	0.0021	<0.01	<0.005
	7/16/2019	0.037	<0.0005	0.022	<0.5	<0.01	<0.01	<0.01	<0.005	<0.01	<0.01	<0.01	<0.01	<0.0002	0.54	<0.0002	<0.005	<0.05	<0.005	<0.1	0.0072	<0.01	<0.005
	10/2/2019	0.027	<0.0005	0.017	<0.5	<0.01	<0.01	<0.01	<0.005	<0.01	<0.01	<0.01	<0.01	<0.0002	0.5	<0.0002	<0.005	<0.05	<0.005	<0.1	0.0052	<0.01	<0.005
	1/16/2020	0.015	<0.0005	0.017	<0.5UJ	<0.01	<0.01	<0.01	<0.005	<0.01	<0.01	<0.01	<0.01	<0.0002	0.57	<0.0002	<0.005	<0.05	<0.005	<0.1	0.0042	<0.01	<0.005
	4/8/2020	0.021J	<0.0005UJ	0.017J	<0.5UJ	<0.01UJ	<0.01UJ	<0.01UJ	<0.005UJ	<0.01UJ	<0.01UJ	<0.01UJ	<0.01UJ	<0.0002UJ	0.57J	<0.0002UJ	<0.005UJ	<0.05UJ	<0.005UJ	<0.1UJ	0.0039J	<0.01UJ	<0.005UJ
	7/7/2020	0.057	<0.0005	0.021	<0.5	<0.01	<0.01	<0.01	<0.005	<0.01	<0.01	<0.01	<0.01	<0.0002	0.6	<0.0002	<0.005	<0.05	<0.005	<0.1	0.0053	<0.01	<0.005
BPS11-10B	11/30/2017	<0.009	<0.0005	0.012	<0.5	<0.01	<0.01	<0.01	<0.005	<0.01	<0.01	<0.01	0.02	<0.0002	1.68	<0.0002	<0.005	<0.05	<0.005	<0.1	0.0013	<0.01	<0.005
	2/7/2018	<0.009	<0.0005	0.013	<0.5	<0.01	<0.01	<0.01	<0.005	<0.01	<0.01	<0.01	0.02	<0.0002	1.73	<0.0002	<0.005	<0.05	<0.005	<0.1	0.0014	<0.01	<0.005
	4/10/2018	<0.009	<0.0005	0.013	<0.5	<0.01	<0.01	<0.01	<0.005	<0.01	<0.01	<0.01	0.02	<0.0002	1.9	<0.0002	<0.005	<0.05	<0.005	<0.1	0.0013	<0.01	<0.005
	7/10/2018	<0.009	<0.0005	0.012	<0.5	<0.01	<0.01	<0.01	<0.005	<0.01	<0.01	<0.01	0.02	<0.0002	1.67	<0.0002	<0.005	<0.05	<0.005	<0.1	0.0013	<0.01	<0.005
	10/3/2018	<0.009	<0.0005	0.011	<0.5	<0.01	<0.01	<0.01	<0.005	<0.01	<0.01	<0.01	0.02	<0.0002	1.54	<0.0002	<0.005	<0.05	<0.005	<0.1	0.0014	<0.01	<0.005
	1/15/2019	<0.009	<0.0005	0.013	<0.5	<0.01	<0.01	<0.01	<0.005	<0.01	<0.01	<0.01	0.02	<0.0002UJ	1.71	<0.0002	<0.005	<0.05	<0.005	<0.1	0.0014	<0.01	<0.005
	4/9/2019	<0.009	<0.0005	0.013	<0.5	<0.01	<0.01	<0.01	<0.005	<0.01	<0.01	<0.01	0.02	<0.0002UJ	1.62	<0.0002	<0.005	<0.05	<0.005	<0.1	0.0012	<0.01	<0.005
	7/16/2019	<0.009	<0.0005	0.013	<0.5	<0.01	<0.01	<0.01	<0.005	<0.01	<0.01	<0.01	0.02	<0.0002	1.65	<0.0002	<0.005	<0.05	<0.005	<0.1	0.0014	<0.01	<0.005
	10/2/2019	<0.009	<0.0005	0.012	<0.5	<0.01	<0.01	<0.01	<0.005	<0.01	<0.01	<0.01	0.01	<0.0002	1.53	<0.0002	<0.005	<0.05	<0.005	<0.1	0.0013	<0.01	<0.005
	1/16/2020	<0.009	<0.0005	0.014	<0.5UJ	<0.01	<0.01	<0.01	<0.005	<0.01	<0.01	<0.01	0.02	<0.0002	1.78	<0.0002	<0.005	<0.05	<0.005	<0.1	0.0014	<0.01	<0.005
	4/8/2020	<0.009UJ	<0.0005UJ	0.014J	<0.5UJ	<0.01UJ	<0.01UJ	<0.01UJ	<0.005UJ	<0.01UJ	<0.01UJ	<0.01UJ	0.02J	<0.0002UJ	1.79J	<0.0002UJ	<0.005UJ	<0.05UJ	<0.005UJ	<0.1UJ	0.0014J	<0.01UJ	<0.005UJ
	7/7/2020	<0.009	<0.0005	0.014	<0.5	<0.01	<0.01	<0.01	<0.005	<0.01	<0.01	<0.01	0.02	<0.0002	1.8	<0.0002	<0.005	<0.05	<0.005	<0.1	0.0013	<0.01	<0.005
	9/29/2020	<0.009	<0.0005	0.013	<0.5	<0.01	<0.01	<0.01	<0.005	<0.01	<0.01	<0.01	0.02	<0.0002	1.72	<0.0002	<0.005	<0.05	<0.005	<0.1	0.0013	<0.01	<0.005
	1/13/2021	<0.009	<0.0005	0.013	<0.5	<0.01	<0.01	<0.01	<0.005	<0.01	<0.01	<0.01	0.02	<0.0002	1.79	<0.0002	<0.005	<0.05	<0.005	<0.1	0.0014	<0.01	<0.005
	4/2/2021	0.019	<0.0005	0.014	<0.5	<0.01	<0.01	<0.01	<0.005	<0.01	<0.01	<0.01	0.02	<0.0002	1.78	<0.0002	<0.005	<0.05	<0.005	<0.1	0.0016	<0.01	<0.005
	7/7/2021	<0.009	<0.0005	0.014	<0.5	<0.01	<0.01	<0.01	<0.005	<0.01	<0.01	<0.01	0.02	<0.0002	1.82	<0.0002	<0.005	<0.05	<0.005	<0.1	0.0013	<0.01	<0.005
	10/7/2021	<0.009	<0.0005	0.014	<0.5	<0.01	<0.01	<0.01	<0.005	<0.01	<0.01	<0.01	0.02	<0.0002	1.82	<0.0002	<0.005	<0.05	<0.005	<0.1	0.0014	<0.01	<0.005
	1/7/2022	<0.009	<0.0005	0.014	<0.5	<0.01	<0.01	<0.01	<0.005	<0.01	<0.01	<0.01	0.02	<0.0002	1.85	<0.0002	<0.005	<0.05	<0.005	<0.1	0.0014	<0.01	<0.005
	5/25/2022	<0.009	<0.0005	0.013	<0.5	<0.01	<0.01	<0.01	<0.005	<0.01	<0.01	<0.01	0.02	<0.0002	1.85	<0.0002	<0.005	<0.05	<0.005	<0.1	0.0014	<0.01	<0.005
	7/20/2022	<0.009	<0.0005	0.012	<0.5	<0.01	<0.01	<0.01	<0.005	<0.01	<0.01	<0.01	0.02	<0.0002	1.78	<0.0002	<0.005	<0.05	<0.005	<0.1	0.0014	<0.01	<0.005
	10/12/2022	<0.009	<0.0005	0.012	<0.5	<0.01	<0.01	<0.01	<0.005	<0.01	<0.01	<0.01	0.02	<0.0002	1.66	<0.0002	<0.005	<0.05	<0.005	<0.1	0.0014	<0.01	<0.005

Attachment 3

Parrot Tailings Waste Removal Project

CSM Addendum

MINOR METALS

Sample Name	Sample Date	Al mg/L	Sb mg/L	Ba mg/L	Br mg/L	Ce mg/L	Ga mg/L	La mg/L	Nd mg/L	Nb mg/L	Pd mg/L	Pr mg/L	Rb mg/L	Ag mg/L	Sr mg/L	Tl mg/L	Th mg/L	Sn mg/L	Ti mg/L	W mg/L	U mg/L	V mg/L	Zr mg/L
BPS11-10C	11/30/2017	<0.009	<0.0005	0.012	<0.5	<0.01	<0.01	<0.01	<0.005	<0.01	<0.01	<0.01	<0.01	<0.0002	1.26	<0.0002	<0.005	<0.05	<0.005	<0.1	0.0023	<0.01	<0.005
	2/7/2018	<0.009	<0.0005	0.012	<0.5	<0.01	<0.01	<0.01	<0.005	<0.01	<0.01	<0.01	<0.01	<0.0002	1.28	<0.0002	<0.005	<0.05	<0.005	<0.1	0.0025	<0.01	<0.005
	4/10/2018	<0.009	<0.0005	0.011	<0.5	<0.01	<0.01	<0.01	<0.005	<0.01	<0.01	<0.01	<0.01	<0.0002	1.44	<0.0002	<0.005	<0.05	<0.005	<0.1	0.0025	<0.01	<0.005
	7/10/2018	<0.009	<0.0005	0.011	<0.5	<0.01	<0.01	<0.01	<0.005	<0.01	<0.01	<0.01	<0.01	<0.0002	1.29	<0.0002	<0.005	<0.05	<0.005	<0.1	0.0024	<0.01	<0.005
	10/3/2018	<0.009	<0.0005	0.011	<0.5	<0.01	<0.01	<0.01	<0.005	<0.01	<0.01	<0.01	<0.01	<0.0002	1.28	<0.0002	<0.005	<0.05	<0.005	<0.1	0.0027	<0.01	<0.005
	1/15/2019	<0.009	<0.0005	0.012	<0.5	<0.01	<0.01	<0.01	<0.005	<0.01	<0.01	<0.01	<0.01	<0.0002UJ	1.28	<0.0002	<0.005	<0.05	<0.005	<0.1	0.0025	<0.01	<0.005
	4/9/2019	<0.009	<0.0005	0.013	<0.5	<0.01	<0.01	<0.01	<0.005	<0.01	<0.01	<0.01	<0.01	<0.0002UJ	1.27	<0.0002	<0.005	<0.05	<0.005	<0.1	0.0023	<0.01	<0.005
	7/16/2019	<0.009	<0.0005	0.012	<0.5	<0.01	<0.01	<0.01	<0.005	<0.01	<0.01	<0.01	<0.01	<0.0002	1.25	<0.0002	<0.005	<0.05	<0.005	<0.1	0.0025	<0.01	<0.005
	10/2/2019	<0.009	<0.0005	0.011	<0.5	<0.01	<0.01	<0.01	<0.005	<0.01	<0.01	<0.01	<0.01	<0.0002	1.27	<0.0002	<0.005	<0.05	<0.005	<0.1	0.0024	<0.01	<0.005
	1/16/2020	<0.009	<0.0005	0.012	<0.5UJ	<0.01	<0.01	<0.01	<0.005	<0.01	<0.01	<0.01	<0.01	<0.0002	1.28	<0.0002	<0.005	<0.05	<0.005	<0.1	0.0025	<0.01	<0.005
	4/8/2020	<0.009UJ	<0.0005UJ	0.012J	<0.5UJ	<0.01UJ	<0.01UJ	<0.01UJ	<0.005UJ	<0.01UJ	<0.01UJ	<0.01UJ	<0.01UJ	<0.0002UJ	1.31J	<0.0002UJ	<0.005UJ	<0.05UJ	<0.005UJ	<0.1UJ	0.0025J	<0.01UJ	<0.005UJ
	7/7/2020	<0.009	<0.0005	0.011	<0.5	<0.01	<0.01	<0.01	<0.005	<0.01	<0.01	<0.01	<0.01	<0.0002	1.31	<0.0002	<0.005	<0.05	<0.005	<0.1	0.0025	<0.01	<0.005
	9/29/2020	<0.009	<0.0005	0.011	<0.5	<0.01	<0.01	<0.01	<0.005	<0.01	<0.01	<0.01	<0.01	<0.0002	1.3	<0.0002	<0.005	<0.05	<0.005	<0.1	0.0023	<0.01	<0.005
	1/13/2021	<0.009	<0.0005	0.012	<0.5	<0.01	<0.01	<0.01	<0.005	<0.01	<0.01	<0.01	<0.01	<0.0002	1.29	<0.0002	<0.005	<0.05	<0.005	<0.1	0.0025	<0.01	<0.005
	4/2/2021	<0.009	<0.0005	0.012	<0.5	<0.01	<0.01	<0.01	<0.005	<0.01	<0.01	<0.01	<0.01	<0.0002	1.27	<0.0002	<0.005	<0.05	<0.005	<0.1	0.0024	<0.01	<0.005
	7/7/2021	<0.009	<0.0005	0.012	<0.5	<0.01	<0.01	<0.01	<0.005	<0.01	<0.01	<0.01	<0.01	<0.0002	1.3	<0.0002	<0.005	<0.05	<0.005	<0.1	0.0022	<0.01	<0.005
	10/7/2021	<0.009	<0.0005	0.012	<0.5	<0.01	<0.01	<0.01	<0.005	<0.01	<0.01	<0.01	<0.01	<0.0002	1.29	<0.0002	<0.005	<0.05	<0.005	<0.1	0.0025	<0.01	<0.005
	1/7/2022	<0.009	<0.0005	0.012	<0.5	<0.01	<0.01	<0.01	<0.005	<0.01	<0.01	<0.01	<0.01	<0.0002	1.29	<0.0002	<0.005	<0.05	<0.005	<0.1	0.0023	<0.01	<0.005
	5/25/2022	<0.009	<0.0005	0.012	<0.5	<0.01	<0.01	<0.01	<0.005	<0.01	<0.01	<0.01	<0.01	<0.0002	1.31	<0.0002	<0.005	<0.05	<0.005	<0.1	0.0024	<0.01	<0.005
	7/20/2022	<0.009	<0.0005	0.012	<0.5	<0.01	<0.01	<0.01	<0.005	<0.01	<0.01	<0.01	<0.01	<0.0002	1.29	<0.0002	<0.005	<0.05	<0.005	<0.1	0.0025	<0.01	<0.005
	10/12/2022	<0.009	<0.0005	0.012	<0.5	<0.01	<0.01	<0.01	<0.005	<0.01	<0.01	<0.01	<0.01	<0.0002	1.24	<0.0002	<0.005	<0.05	<0.005	<0.1	0.0026	<0.01	<0.005
BPS11-11A1	11/28/2017	<0.009	<0.0005	0.024	<0.5	<0.01	<0.01	<0.01	<0.005	<0.01	<0.01	<0.01	<0.01	<0.0002	0.23	<0.0002	<0.005	<0.05	<0.005	<0.1	0.0038	<0.01	<0.005
	2/6/2018	<0.009	<0.0005	0.021	<0.5	<0.01	<0.01	<0.01	<0.005	<0.01	<0.01	<0.01	<0.01	<0.0002	0.2	<0.0002	<0.005	<0.05	<0.005	<0.1	0.0034	<0.01	<0.005
	4/10/2018	<0.009	<0.0005	0.032	<0.5	<0.01	<0.01	<0.01	<0.005	<0.01	<0.01	<0.01	<0.01	<0.0002	0.33	<0.0002	<0.005	<0.05	<0.005	<0.1	0.0033	<0.01	<0.005
	7/9/2018	<0.009	<0.0005	0.018	<0.5	<0.01	<0.01	<0.01	<0.005	<0.01	<0.01	<0.01	<0.01	<0.0002	0.19	<0.0002	<0.005	<0.05	<0.005	<0.1	0.0027	<0.01	<0.005
	10/2/2018	<0.009	<0.0005	0.017	<0.5	<0.01	<0.01	<0.01	<0.005	<0.01	<0.01	<0.01	<0.01	<0.0002	0.2	<0.0002	<0.005	<0.05	<0.005	<0.1	0.0026	<0.01	<0.005
	1/14/2019	<0.009	<0.0005	0.018	<0.5	<0.01	<0.01	<0.01	<0.005	<0.01	<0.01	<0.01	<0.01	<0.0002UJ	0.2	<0.0002	<0.005	<0.05	<0.005	<0.1	0.0027	<0.01	<0.005
	4/8/2019	<0.009	<0.0005	0.022	<0.5	<0.01	<0.01	<0.01	<0.005	<0.01	<0.01	<0.01	<0.01	<0.0002	0.22	<0.0002	<0.005	<0.05	<0.005	<0.1	0.0038	<0.01	<0.005
	7/15/2019	<0.009UJ	<0.0005	0.018	<0.5	<0.01	<0.01	<0.01	<0.005	<0.01	<0.01	<0.01	<0.01	<0.0002	0.18	<0.0002	<0.005	<0.05	<0.005	<0.1	0.003	<0.01	<0.005
	10/1/2019	<0.009	<0.0005	0.018	<0.5	<0.01	<0.01	<0.01	<0.005	<0.01	<0.01	<0.01	<0.01	<0.0002	0.2	<0.0002	<0.005	<0.05	<0.005	<0.1	0.0022	<0.01	<0.005
	1/15/2020	<0.009	<0.0005	0.018	<0.5UJ	<0.01	<0.01	<0.01	<0.005	<0.01	<0.01	<0.01	<0.01	<0.0002	0.21	<0.0002	<0.005	<0.05	<0.005	<0.1	0.003	<0.01	<0.005
	4/7/2020	<0.009	<0.0005	0.017	<0.5	<0.01	<0.01	<0.01	<0.005	<0.01	<0.01	<0.01	<0.01	<0.0002	0.19	<0.0002	<0.005	<0.05	<0.005	<0.1	0.0028	<0.01	<0.005
	7/7/2020	<0.009	<0.0005	0.017	<0.5	<0.01	<0.01	<0.01	<0.005	<0.01	<0.01	<0.01	<0.01	<0.0002	0.18	<0.0002	<0.005	<0.05	<0.005	<0.1	0.0023	<0.01	<0.005
	9/28/2020	<0.009	<0.0005	0.022	<0.5	<0.01	<0.01	<0.01	<0.005	<0.01	<0.01	<0.01	<0.01	<0.0002	0.23	<0.0002	<0.005	<0.05	<0.005	<0.1	0.003	<0.01	<0.005
	1/12/2021	<0.009	<0.0005	0.021	<0.5	<0.01	<0.01	<0.01	<0.005	<0.01	<0.01	<0.01	<0.01	<0.0002	0.21	<0.0002	<0.005	<0.05	<0.005	<0.1	0.0028	<0.01	<0.005
	4/1/2021	<0.009	<0.0005	0.02	<0.5	<0.01	<0.01	<0.01	<0.005	<0.01	<0.01	<0.01	<0.01	<0.0002	0.23	<0.0002	<0.005	<0.05	<0.005	<0.1	0.0029	<0.01	<0.005
	7/7/2021	<0.009	<0.0005	0.02	<0.5	<0.01	<0.01	<0.01	<0.005	<0.01	<0.01	<0.01	<0.01	<0.0002	0.22	<0.0002	<0.005	<0.05	<0.005	<0.1	0.003	<0.01	<0.005
	10/6/2021	<0.009	<0.0005	0.021	<0.5	<0.01	<0.01	<0.01	<0.005	<0.01	<0.01	<0.01	<0.01	<0.0002	0.21	<0.0002	<0.005	<0.05	<0.005	<0.1	0.0024	<0.01	<0.005
	1/6/2022	<0.009	<0.0005	0.017	<0.5	<0.01	<0.01	<0.01	<0.005	<0.01	<0.01	<0.01	<0.01	<0.0002	0.18	<0.0002	<0.005	<0.05	<0.005	<0.1	0.0023	<0.01	<0.005
	5/24/2022	<0.009	<0.0005	0.016	<0.5	<0.01	<0.01	<0.01	<0.005	<0.01	<0.01	<0.01	<0.01	<0.0002	0.2	<0.0002	<0.005	<0.05	<0.005	<0.1	0.0029	<0.01	<0.005
	7/20/2022	<0.009	<0.0005	0.016	<0.5	<0.01	<0.01	<0.01	<0.005	<0.01	<0.01	<0.01	<0.01	<0.0002	0.19	<0.0002	<0.005	<0.05	<0.005	<0.1	0.0026	<0.01	<0.005
	10/12/2022	<0.009	<0.0005	0.017	<0.5	<0.01	<0.01	<0.01	<0.005	<0.01	<0.01	<0.01	<0.01	<0.0002	0.19	<0.0002	<0.005	<0.05	<0.005	<0.1	0.0027	<0.01	<0.005
BPS11-11A2	11/28/2017	<0.009	<0.0005	0.014	<0.5	<0.01	<0.01	<0.01	<0.005	<0.01	<0.01	<0.01	<0.01	<0.0002	0.24	<0.0002	<0.005	<0.05	<0.005	<0.1	0.0055	<0.01	<0.005
	2/6/2018	0.027	<0.0005	0.015	<0.5	<0.01	<0.01	<0.01	<0.005	<0.01	<0.01	<0.01	<0.01	<0.0002	0.24	<0.0002	<0.005	<0.05	<0.005	<0.1	0.0061	<0.01	<0.005
	4/10/2018	<0.009	<0.0005	0.014	<0.5	<0.01	<0.01	<0.01	<0.005	<0.01	<0.01	<0.01	<0.01	<0.0002	0.24	<0.0002	<0.005	<0.05	<0.005	<0.1	0.0058	<0.01	<0.005
	7/9/2018	<0.009	<0.0005	0.014	<0.5	<0.01	<0.01	<0.01	<0.005	<0.01	<0.01	<0.01	<0.01	<0.0002	0.2	<0.0002	<0.005	<0.05	<0.005	<0.1	0.0056	<0.01	<0.005
	10/2/2018	<0.009	<0.0005	0.014	<0.5	<0.01	<0.01	<0.01	<0.005	<0.01	<0.01	<0.01	<0.01	<0.0002	0.22	<0.0002	<0.005	<0.05	<0.005	<0.1	0.0059	<0.01	<0.005
	1/15/2019	<0.009	<0.0005	0.021	<0.5	<0.01	<0.01	<0.01	<0.005	<0.01	<0.01	<0.01	<0.01	<0.0002UJ	0.44	<0.0002	<0.005	<0.05	<0.005	<0.1	0.0011	<0.01	<0.005
	4/8/2019	<0.009	<0.0005	0.014	<0.5	<0.01	<0.01	<0.01	<0.005	<0.01	<0.01	<0.01	<0.01	<0.0002	0.21	<0.0002	<0.005	<0.05	<0.005	<0.1	0.0053	<0.01	<0.005
	7/15/2019	<0.009UJ	<0.0005	0.016	<0.5	<0.01	<0.01	<0.01	<0.005	<0.01	<0.01	<0.01	<0.01	<0.0002	0.23	<0.0002	<0.005	<0.05	<0.005	<0.1	0.0057	<0.01	<0.005
	10/1/2019	<0.009	<0.0005	0.014	<0.5	<0.01	<0.01	<0.01	<0.005	<0.01	<0.01	<0.01	<0.01	<0.0002	0.23	<0.0002	<0.005	<0.05	<0.005	<0.1	0.0055	<0.01	<0.005
	1/15/2020	<0.009	<0.0005	0.015	<0.5UJ	<0.01	<0.01	<0.01	<0.005	<0.01	<0.01	<0.01	<0.01	<0.0002	0.24	<0.0002	<0.005	<0.05	<0.005	<0.1	0.0057	<0.01	<0.005
	4/8/2020	<0.009UJ	<0.0005UJ	0.016J	<0.5UJ	<0.01UJ	<0.01UJ	<0.01UJ	<0.005UJ	<0.01UJ	<0.01UJ	<0.01UJ	<0.01UJ	<0.0002UJ	0.25J	<0.0002UJ	<0.005UJ	<0.05UJ	<0.005UJ	<0.1UJ	0.006J	<0.01UJ	<0.005UJ
	7/7/2020	<0.009	<0.0005	0.015	<0.5	<0.01	<0.01	<0.01	<0.005	<0.01	<0.01	<0.01	<0.01	<0.0002	0.23	<0.0002	<0.005	<0.05	<0.005	<0.1	0.0055	<0.01	<0.005
	9/28/2020	<0.009	<0.0005	0.014	<0.5	<0.01	<0.01	<0.01	<0.005	<0.01	<0.01	<0.01	<0.01	<0.0002	0.24	<0.0002	<0.005	<0.05	<0.005	<0.1	0.0055	<0.01	<0.005
	1/12/2021	0.017	<0.0005	0.015	<0.5	<0.01	<0.01	<0.01	<0.005	<0.01	<0.01	<0.01	<0.01	<0.0002	0.24	<0.0002	<0.005	<0.05	<0.005	<0.1	0.006	<0.01	<0.005
	4/1/2021	<0.009	<0.0005	0.015	<0.5	<0.01	<0.01	<0.01	<0.005	<0.01	<0.01	<0.01	<0.01	<0.0002	0.25	<0.0002	<0.005	<0.05	<0.005	<0.1	0.0061	<0.01	<0.005
	7/6/2021	<0.009	<0.0005	0.015	<0.5	<0.01	<0.01	<0.01	<0.005	<0.01	<0.01	<0.01	<0.01	<0.0002	0.25	<0.0002	<0.005	<0.05	<0.005	<0.1	0.0056	<0.01	<0.005
	10/6/2021	<0.009	<0.0005	0.014	<0.5	<0.01	<0.01	<0.01	<0.005	<0.01	<0.01	<0.01	<0.01	<0.0002	0.24	<0.0002	<0.005	<0.05	<0.005	<0.1	0.0054	<0.01	<0.005
	1/7/2022	<0.009	<0.0005	0.014	<0.5	<0.01	<0.01	<0.01	<0.005	<0.01	<0.01	<0.01	<0.01	<0.0002	0.24	<0.0002	<0.005	<0.05	<0.005	<0.1	0.0058	<0.01	<0.005
	5/24/2022	<0.009	<0.0005	0.015	<0.5	<0.01	<0.01	<0.01	<0.005	<0.01	<0.01	<0.01	<0.01	<0.0002	0.25	<0.0002	<0.005	<0.05	<0.005	<0.1	0.0056	<0.01	<0.005
	7/20/2022	<0.009	<0.0005	0.015	<0.5	<0.01	<0.01	<0.01	<0.005	<0.01	<0.01	<0.01	<0.01	<0.0002	0.25	<0.0002	<0.005	<0.05	<0.005	<0.1	0.0059	<0.01	<0.005
	10/12/2022	<0.009	<0.0005	0.015	<0.5	<0.01	<0.01	<0.01	<0.005	<0.01	<0.01	<0.01	<0.01	<0.0002	0.23	<0.0002	<0.005	<0.05	<0.005	<0.1	0.0059	<0.01	<0.005

Attachment 3

Parrot Tailings Waste Removal Project

CSM Addendum

MINOR METALS

Sample Name	Sample Date	Al mg/L	Sb mg/L	Ba mg/L	Br mg/L	Ce mg/L	Ga mg/L	La mg/L	Nd mg/L	Nb mg/L	Pd mg/L	Pr mg/L	Rb mg/L	Ag mg/L	Sr mg/L	Tl mg/L	Th mg/L	Sn mg/L	Ti mg/L	W mg/L	U mg/L	V mg/L	Zr mg/L
BPS11-11B	11/28/2017	<0.009	<0.0005	0.012	<0.5	<0.01	<0.01	<0.01	<0.005	<0.01	<0.01	<0.01	<0.01	<0.0002	0.77	<0.0002	<0.005	<0.05	<0.005	<0.1	0.0014	<0.01	<0.005
	2/6/2018	<0.009	<0.0005	0.012	<0.5	<0.01	<0.01	<0.01	<0.005	<0.01	<0.01	<0.01	<0.01	<0.0002	0.77	<0.0002	<0.005	<0.05	<0.005	<0.1	0.0015	<0.01	<0.005
	4/10/2018	<0.009	<0.0005	0.012	<0.5	<0.01	<0.01	<0.01	<0.005	<0.01	<0.01	<0.01	<0.01	<0.0002	0.8	<0.0002	<0.005	<0.05	<0.005	<0.1	0.0013	<0.01	<0.005
	7/9/2018	<0.009	<0.0005	0.012	<0.5	<0.01	<0.01	<0.01	<0.005	<0.01	<0.01	<0.01	<0.01	<0.0002	0.75	<0.0002	<0.005	<0.05	<0.005	<0.1	0.0015	<0.01	<0.005
	10/2/2018	<0.009	<0.0005	0.012	<0.5	<0.01	<0.01	<0.01	<0.005	<0.01	<0.01	<0.01	<0.01	<0.0002	0.75	<0.0002	<0.005	<0.05	<0.005	<0.1	0.0015	<0.01	<0.005
	1/14/2019	<0.009	<0.0005	0.012	<0.5	<0.01	<0.01	<0.01	<0.005	<0.01	<0.01	<0.01	<0.01	<0.0002UJ	0.76	<0.0002	<0.005	<0.05	<0.005	<0.1	0.0014	<0.01	<0.005
	4/8/2019	<0.009	<0.0005	0.012	<0.5	<0.01	<0.01	<0.01	<0.005	<0.01	<0.01	<0.01	<0.01	<0.0002	0.73	<0.0002	<0.005	<0.05	<0.005	<0.1	0.0014	<0.01	<0.005
	7/15/2019	<0.009UJ	<0.0005	0.012	<0.5	<0.01	<0.01	<0.01	<0.005	<0.01	<0.01	<0.01	<0.01	<0.0002	0.72	<0.0002	<0.005	<0.05	<0.005	<0.1	0.0015	<0.01	<0.005
	10/1/2019	<0.009	<0.0005	0.012	<0.5	<0.01	<0.01	<0.01	<0.005	<0.01	<0.01	<0.01	<0.01	<0.0002	0.78	<0.0002	<0.005	<0.05	<0.005	<0.1	0.0015	<0.01	<0.005
	1/15/2020	<0.009	<0.0005	0.012	<0.5UJ	<0.01	<0.01	<0.01	<0.005	<0.01	<0.01	<0.01	<0.01	<0.0002	0.76	<0.0002	<0.005	<0.05	<0.005	<0.1	0.0015	<0.01	<0.005
	4/7/2020	<0.009	<0.0005	0.012	<0.5	<0.01	<0.01	<0.01	<0.005	<0.01	<0.01	<0.01	<0.01	<0.0002	0.77	<0.0002	<0.005	<0.05	<0.005	<0.1	0.0015	<0.01	<0.005
	7/7/2020	<0.009	<0.0005	0.012	<0.5	<0.01	<0.01	<0.01	<0.005	<0.01	<0.01	<0.01	<0.01	<0.0002	0.76	<0.0002	<0.005	<0.05	<0.005	<0.1	0.0014	<0.01	<0.005
	9/28/2020	<0.009	<0.0005	0.012	<0.5	<0.01	<0.01	<0.01	<0.005	<0.01	<0.01	<0.01	<0.01	<0.0002	0.75	<0.0002	<0.005	<0.05	<0.005	<0.1	0.0013	<0.01	<0.005
	1/12/2021	<0.009	<0.0005	0.012	<0.5	<0.01	<0.01	<0.01	<0.005	<0.01	<0.01	<0.01	<0.01	<0.0002	0.76	<0.0002	<0.005	<0.05	<0.005	<0.1	0.0014	<0.01	<0.005
	4/1/2021	<0.009	<0.0005	0.013	<0.5	<0.01	<0.01	<0.01	<0.005	<0.01	<0.01	<0.01	<0.01	<0.0002	0.8	<0.0002	<0.005	<0.05	<0.005	<0.1	0.0015	<0.01	<0.005
	7/6/2021	<0.009	<0.0005	0.012	<0.5	<0.01	<0.01	<0.01	<0.005	<0.01	<0.01	<0.01	<0.01	<0.0002	0.76	<0.0002	<0.005	<0.05	<0.005	<0.1	0.0014	<0.01	<0.005
	10/6/2021	<0.009	<0.0005	0.013	<0.5	<0.01	<0.01	<0.01	<0.005	<0.01	<0.01	<0.01	<0.01	<0.0002	0.76	<0.0002	<0.005	<0.05	<0.005	<0.1	0.0013	<0.01	<0.005
	1/7/2022	<0.009	<0.0005	0.012	<0.5	<0.01	<0.01	<0.01	<0.005	<0.01	<0.01	<0.01	<0.01	<0.0002	0.76	<0.0002	<0.005	<0.05	<0.005	<0.1	0.0013	<0.01	<0.005
	5/24/2022	<0.009	<0.0005	0.012	<0.5	<0.01	<0.01	<0.01	<0.005	<0.01	<0.01	<0.01	<0.01	<0.0002	0.76	<0.0002	<0.005	<0.05	<0.005	<0.1	0.0014	<0.01	<0.005
	7/20/2022	<0.009	<0.0005	0.013	<0.5	<0.01	<0.01	<0.01	<0.005	<0.01	<0.01	<0.01	<0.01	<0.0002	0.78	<0.0002	<0.005	<0.05	<0.005	<0.1	0.0015	<0.01	<0.005
	10/12/2022	<0.009	<0.0005	0.012	<0.5	<0.01	<0.01	<0.01	<0.005	<0.01	<0.01	<0.01	<0.01	<0.0002	0.74	<0.0002	<0.005	<0.05	<0.005	<0.1	0.0015	<0.01	<0.005
BPS11-11C	11/28/2017	<0.009	<0.0005	0.017	<0.5	<0.01	<0.01	<0.01	<0.005	<0.01	<0.01	<0.01	<0.01	<0.0002	0.7	<0.0002	<0.005	<0.05	<0.005	<0.1	0.0012	<0.01	<0.005
	2/6/2018	<0.009	<0.0005	0.016	<0.5	<0.01	<0.01	<0.01	<0.005	<0.01	<0.01	<0.01	<0.01	<0.0002	0.68	<0.0002	<0.005	<0.05	<0.005	<0.1	0.0013	<0.01	<0.005
	4/10/2018	<0.009	<0.0005	0.015	<0.5	<0.01	<0.01	<0.01	<0.005	<0.01	<0.01	<0.01	<0.01	<0.0002	0.79	<0.0002	<0.005	<0.05	<0.005	<0.1	0.0013	<0.01	<0.005
	7/9/2018	<0.009	<0.0005	0.014	<0.5	<0.01	<0.01	<0.01	<0.005	<0.01	<0.01	<0.01	<0.01	<0.0002	0.66	<0.0002	<0.005	<0.05	<0.005	<0.1	0.0014	<0.01	<0.005
	10/2/2018	<0.009	<0.0005	0.013	<0.5	<0.01	<0.01	<0.01	<0.005	<0.01	<0.01	<0.01	<0.01	<0.0002	0.67	<0.0002	<0.005	<0.05	<0.005	<0.1	0.0015	<0.01	<0.005
	1/15/2019	<0.009	<0.0005	0.012	<0.5	<0.01	<0.01	<0.01	<0.005	<0.01	<0.01	<0.01	<0.01	<0.0002UJ	0.69	<0.0002	<0.005	<0.05	<0.005	<0.1	0.0015	<0.01	<0.005
	4/8/2019	<0.009	<0.0005	0.012	<0.5	<0.01	<0.01	<0.01	<0.005	<0.01	<0.01	<0.01	<0.01	<0.0002	0.67	<0.0002	<0.005	<0.05	<0.005	<0.1	0.0015	<0.01	<0.005
	7/15/2019	<0.009UJ	<0.0005	0.014	<0.5	<0.01	<0.01	<0.01	<0.005	<0.01	<0.01	<0.01	<0.01	<0.0002	0.67	<0.0002	<0.005	<0.05	<0.005	<0.1	0.0016	<0.01	<0.005
	10/1/2019	<0.009	<0.0005	0.013	<0.5	<0.01	<0.01	<0.01	<0.005	<0.01	<0.01	<0.01	<0.01	<0.0002	0.7	<0.0002	<0.005	<0.05	<0.005	<0.1	0.0016	<0.01	<0.005
	1/15/2020	<0.009	<0.0005	0.012	<0.5UJ	<0.01	<0.01	<0.01	<0.005	<0.01	<0.01	<0.01	<0.01	<0.0002	0.68	<0.0002	<0.005	<0.05	<0.005	<0.1	0.0016	<0.01	<0.005
	4/7/2020	<0.009	<0.0005	0.012	<0.5	<0.01	<0.01	<0.01	<0.005	<0.01	<0.01	<0.01	<0.01	<0.0002	0.68	<0.0002	<0.005	<0.05	<0.005	<0.1	0.0016	<0.01	<0.005
	7/7/2020	<0.009	<0.0005	0.012	<0.5	<0.01	<0.01	<0.01	<0.005	<0.01	<0.01	<0.01	<0.01	<0.0002	0.7	<0.0002	<0.005	<0.05	<0.005	<0.1	0.0017	<0.01	<0.005
	9/28/2020	<0.009	<0.0005	0.013	<0.5	<0.01	<0.01	<0.01	<0.005	<0.01	<0.01	<0.01	<0.01	<0.0002	0.69	<0.0002	<0.005	<0.05	<0.005	<0.1	0.0015	<0.01	<0.005
	1/12/2021	<0.009	<0.0005	0.012	<0.5	<0.01	<0.01	<0.01	<0.005	<0.01	<0.01	<0.01	<0.01	<0.0002	0.71	<0.0002	<0.005	<0.05	<0.005	<0.1	0.0017	<0.01	<0.005
	4/1/2021	<0.009	<0.0005	0.012	<0.5	<0.01	<0.01	<0.01	<0.005	<0.01	<0.01	<0.01	<0.01	<0.0002	0.71	<0.0002	<0.005	<0.05	<0.005	<0.1	0.0017	<0.01	<0.005
	7/6/2021	<0.009	<0.0005	0.012	<0.5	<0.01	<0.01	<0.01	<0.005	<0.01	<0.01	<0.01	<0.01	<0.0002	0.69	<0.0002	<0.005	<0.05	<0.005	<0.1	0.0016	<0.01	<0.005
	10/6/2021	<0.009	<0.0005	0.012	<0.5	<0.01	<0.01	<0.01	<0.005	<0.01	<0.01	<0.01	<0.01	<0.0002	0.69	<0.0002	<0.005	<0.05	<0.005	<0.1	0.0015	<0.01	<0.005
	1/7/2022	<0.009	<0.0005	0.012	<0.5	<0.01	<0.01	<0.01	<0.005	<0.01	<0.01	<0.01	<0.01	<0.0002	0.7	<0.0002	<0.005	<0.05	<0.005	<0.1	0.0016	<0.01	<0.005
	5/25/2022	<0.009	<0.0005	0.011	<0.5	<0.01	<0.01	<0.01	<0.005	<0.01	<0.01	<0.01	<0.01	<0.0002	0.67	<0.0002	<0.005	<0.05	<0.005	<0.1	0.0016	<0.01	<0.005
	7/20/2022	0.014	<0.0005	0.013	<0.5	<0.01	<0.01	<0.01	<0.005	<0.01	<0.01	<0.01	<0.01	<0.0002	0.71	<0.0002	<0.005	<0.05	<0.005	<0.1	0.0016	<0.01	<0.005
	10/12/2022	<0.009	<0.0005	0.012	<0.5	<0.01	<0.01	<0.01	<0.005	<0.01	<0.01	<0.01	<0.01	<0.0002	0.67	<0.0002	<0.005	<0.05	<0.005	<0.1	0.0017	<0.01	<0.005
BPS11-14A	10/1/2019	<0.009	<0.0005	0.027	<0.5	<0.01	<0.01	<0.01	<0.005	<0.01	<0.01	<0.01	<0.01	<0.0002	0.44	<0.0002	<0.005	<0.05	<0.005	<0.1	0.0221	<0.01	<0.005
	1/16/2020	<0.009	<0.0005	0.029	<0.5UJ	<0.01	<0.01	<0.01	<0.005	<0.01	<0.01	<0.01	<0.01	<0.0002	0.46	<0.0002	<0.005	<0.05	<0.005	<0.1	0.021	<0.01	<0.005
	4/8/2020	<0.009	<0.0005	0.031	<0.5	<0.01	<0.01	<0.01	<0.005	<0.01	<0.01	<0.01	<0.01	<0.0002	0.46	<0.0002	<0.005	<0.05	<0.005	<0.1	0.0213	<0.01	<0.005
	7/7/2020	<0.009	<0.0005	0.027	<0.5	<0.01	<0.01	<0.01	<0.005	<0.01	<0.01	<0.01	<0.01	<0.0002	0.43	<0.0002	<0.005	<0.05	<0.005	<0.1	0.0161	<0.01	<0.005
	9/30/2020	<0.009	<0.0005	0.026	<0.5	<0.01	<0.01	<0.01	<0.005	<0.01	<0.01	<0.01	<0.01	<0.0002	0.4	<0.0002	<0.005	<0.05	<0.005	<0.1	0.0156	<0.01	<0.005
	1/14/2021	<0.009	<0.0005	0.03	<0.5	<0.01	<0.01	<0.01	<0.005	<0.01	<0.01	<0.01	<0.01	<0.0002	0.41	<0.0002	<0.005	<0.05	<0.005	<0.1	0.0182	<0.01	<0.005
	4/5/2021	<0.009	<0.0005	0.031	<0.5	<0.01	<0.01	<0.01	<0.005	<0.01	<0.01	<0.01	<0.01	<0.0002	0.45	<0.0002	<0.005	<0.05	<0.005	<0.1	0.0152	<0.01	<0.005
	7/7/2021	<0.009	<0.0005	0.033	<0.5	<0.01	<0.01	<0.01	<0.005	<0.01	<0.01	<0.01	<0.01	<0.0002	0.44	<0.0002	<0.005	<0.05	<0.005	<0.1	0.0136	<0.01	<0.005
	10/8/2021	<0.009	<0.0005	0.031	<0.5	<0.01	<0.01	<0.01	<0.005	<0.01	<0.01	<0.01	<0.01	<0.0002	0.43	<0.0002	<0.005	<0.05	<0.005	<0.1	0.0104	<0.01	<0.005
	1/8/2022	<0.009	<0.0005	0.031	<0.5	<0.01	<0.01	<0.01	<0.005	<0.01	<0.01	<0.01	<0.01	<0.0002	0.41	<0.0002	<0.005	<0.05	<0.005	<0.1	0.0094	<0.01	<0.005
	5/26/2022	<0.009	<0.0005	0.029	<0.5	<0.01	<0.01	<0.01	<0.005	<0.01	<0.01	<0.01	<0.01	<0.0002	0.4	<0.0002	<0.005	<0.05	<0.005	<0.1	0.0078	<0.01	<0.005
	7/21/2022	<0.009	<0.0005	0.030	<0.5	<0.01	<0.01	<0.01	<0.005	<0.01	<0.01	<0.01	<0.01	<0.0002	0.40	<0.0002	<0.005	<0.05	<0.005	<0.1	0.0073	<0.01	<0.005
	10/12/2022	<0.009	<0.0005	0.028	<0.5UJ	<0.01	<0.01	<0.01	<0.005	<0.01	<0.01	<0.01	<0.01	<0.0002	0.35	<0.0002	<0.005	<0.05	<0.005	<0.1	0.0075	<0.01	<0.005

Attachment 3

Parrot Tailings Waste Removal Project

CSM Addendum

MINOR METALS

Sample Name	Sample Date	Al mg/L	Sb mg/L	Ba mg/L	Br mg/L	Ce mg/L	Ga mg/L	La mg/L	Nd mg/L	Nb mg/L	Pd mg/L	Pr mg/L	Rb mg/L	Ag mg/L	Sr mg/L	Tl mg/L	Th mg/L	Sn mg/L	Ti mg/L	W mg/L	U mg/L	V mg/L	Zr mg/L
BPS11-14B	10/1/2019	<0.009	<0.0005	0.026	<0.5	<0.01	<0.01	<0.01	<0.005	<0.01	<0.01	<0.01	0.02	<0.0002	3.28	<0.0002	<0.005	<0.05	<0.005	<0.1	0.0017	<0.01	<0.005
	1/16/2020	<0.009	<0.0005	0.026	<0.5UJ	<0.01	<0.01	<0.01	<0.005	<0.01	<0.01	<0.01	0.02	<0.0002	3.31	<0.0002	<0.005	<0.05	<0.005	<0.1	0.0017	<0.01	<0.005
	4/8/2020	<0.009	<0.0005	0.027	<0.5	<0.01	<0.01	<0.01	<0.005	<0.01	<0.01	<0.01	0.02	<0.0002	3.36	<0.0002	<0.005	<0.05	<0.005	<0.1	0.0018	<0.01	<0.005
	7/7/2020	<0.009	<0.0005	0.026	<0.5	<0.01	<0.01	<0.01	<0.005	<0.01	<0.01	<0.01	0.02	<0.0002	3.4	<0.0002	<0.005	<0.05	<0.005	<0.1	0.0018	<0.01	<0.005
	9/30/2020	<0.009	<0.0005	0.025	<0.5	<0.01	<0.01	<0.01	<0.005	<0.01	<0.01	<0.01	0.02	<0.0002	3.45	<0.0002	<0.005	<0.05	<0.005	<0.1	0.0016	<0.01	<0.005
	1/14/2021	<0.009	<0.0005	0.027	<0.5	<0.01	<0.01	<0.01	<0.005	<0.01	<0.01	<0.01	0.02	<0.0002	3.29	<0.0002	<0.005	<0.05	<0.005	<0.1	0.0018	<0.01	<0.005
	4/5/2021	<0.009	<0.0005	0.027	<0.5	<0.01	<0.01	<0.01	<0.005	<0.01	<0.01	<0.01	0.02	<0.0002	3.39	<0.0002	<0.005	<0.05	<0.005	<0.1	0.0018	<0.01	<0.005
	7/8/2021	<0.009	<0.0005	0.028	<0.5	<0.01	<0.01	<0.01	<0.005	<0.01	<0.01	<0.01	0.02	<0.0002	3.29	<0.0002	<0.005	<0.05	<0.005	<0.1	0.0017	<0.01	<0.005
	10/8/2021	<0.009	<0.0005	0.027	<0.5	<0.01	<0.01	<0.01	<0.005	<0.01	<0.01	<0.01	0.02	<0.0002	3.44	<0.0002	<0.005	<0.05	<0.005	<0.1	0.0018	<0.01	<0.005
	1/8/2022	<0.009	<0.0005	0.026	<0.5	<0.01	<0.01	<0.01	<0.005	<0.01	<0.01	<0.01	0.02	<0.0002	3.44	<0.0002	<0.005	<0.05	<0.005	<0.1	0.0016	<0.01	<0.005
	5/26/2022	<0.009	<0.0005	0.025	<0.5	<0.01	<0.01	<0.01	<0.005	<0.01	<0.01	<0.01	0.02	<0.0002	3.29	<0.0002	<0.005	<0.05	<0.005	<0.1	0.0018	<0.01	<0.005
	7/21/2022	<0.009	<0.0005	0.025	<0.5	<0.01	<0.01	<0.01	<0.005	<0.01	<0.01	<0.01	0.02	<0.0002	3.43	<0.0002	<0.005	<0.05	<0.005	<0.1	0.0018	<0.01	<0.005
	10/12/2022	<0.009	<0.0005	0.026	<0.5	<0.01	<0.01	<0.01	<0.005	<0.01	<0.01	<0.01	0.02	<0.0002	3.33	<0.0002	<0.005	<0.05	<0.005	<0.1	0.0018	<0.01	<0.005
BPS11-17C	12/1/2017	<0.009	<0.0005	0.014	<0.5	<0.01	<0.01	<0.01	<0.005	<0.01	<0.01	<0.01	0.03	<0.0002	3.82	<0.0002	<0.005	<0.05	<0.005	<0.1	0.0233	<0.01	<0.005
	2/8/2018	<0.009	<0.0005	0.016	<0.5	<0.01	<0.01	<0.01	<0.005	<0.01	<0.01	<0.01	0.03	<0.0002	3.93	<0.0002	<0.005	<0.05	<0.005	<0.1	0.0267	<0.01	<0.005
	4/12/2018	<0.009	<0.0005	0.013	<0.5	<0.01	<0.01	<0.01	<0.005	<0.01	<0.01	<0.01	0.03	<0.0002	3.87	<0.0002	<0.005	<0.05	<0.005	<0.1	0.0229	<0.01	<0.005
	7/11/2018	<0.009J+	<0.0005	0.015	<0.5	<0.01	<0.01	<0.01	<0.005	<0.01	<0.01	<0.01	0.02	<0.0002UJ	3.78	<0.0002	<0.005	<0.05	<0.005	<0.1	0.0254	<0.01	<0.005
	10/4/2018	<0.009	<0.0005	0.014	<0.5	<0.01	<0.01	<0.01	<0.005	<0.01	<0.01	<0.01	0.03	<0.0002	3.87	<0.0002	<0.005	<0.05	<0.005	<0.1	0.0274	<0.01	<0.005
	1/15/2019	<0.009	<0.0005	0.015	<0.5	<0.01	<0.01	<0.01	<0.005	<0.01	<0.01	<0.01	0.03	<0.0002	3.94	<0.0002	<0.005	<0.05	<0.005	<0.1	0.0261	<0.01	<0.005
	4/9/2019	<0.009	<0.0005	0.015	<0.5	<0.01	<0.01	<0.01	<0.005	<0.01	<0.01	<0.01	0.03	<0.0002UJ	3.95	<0.0002	<0.005	<0.05	<0.005	<0.1	0.0245	<0.01	<0.005
	7/16/2019	<0.009	<0.0005	0.015	<0.5	<0.01	<0.01	<0.01	<0.005	<0.01	<0.01	<0.01	0.03	<0.0002	3.65	<0.0002	<0.005	<0.05	<0.005	<0.1	0.0279	<0.01	<0.005
	10/2/2019	<0.009	<0.0005	0.015	<0.5	<0.01	<0.01	<0.01	<0.005	<0.01	<0.01	<0.01	0.02	<0.0002	3.84	<0.0002	<0.005	<0.05	<0.005	<0.1	0.0254	<0.01	<0.005
	1/17/2020	<0.009	<0.0005	0.015	<0.5	<0.01	<0.01	<0.01	<0.005	<0.01	<0.01	<0.01	0.03	<0.0002	3.84	<0.0002	<0.005	<0.05	<0.005	<0.1	0.0259	<0.01	<0.005
	4/10/2020	<0.009	<0.0005	0.015	<0.5UJ	<0.01	<0.01	<0.01	<0.005	<0.01	<0.01	<0.01	0.03	<0.0002	3.8	<0.0002	<0.005	<0.05	<0.005	<0.1	0.025	<0.01	<0.005
	7/8/2020	<0.009	<0.0005	0.015	<0.5	<0.01	<0.01	<0.01	<0.005	<0.01	<0.01	<0.01	0.03	<0.0002	3.84	<0.0002	<0.005	<0.05	<0.005	<0.1	0.0243	<0.01	<0.005
	10/1/2020	<0.009	<0.0005	0.015	<0.5	<0.01	<0.01	<0.01	<0.005	<0.01	<0.01	<0.01	0.03	0.0002	3.63	<0.0002	<0.005	<0.05	<0.005	<0.1	0.0227	<0.01	<0.005
	1/15/2021	<0.009	<0.0005	0.015	<0.5	<0.01	<0.01	<0.01	<0.005	<0.01	<0.01	<0.01	0.03	<0.0002	3.74	<0.0002	<0.005	<0.05	<0.005	<0.1	0.0255	<0.01	<0.005
	4/5/2021	<0.009	<0.0005	0.016	<0.5	<0.01	<0.01	<0.01	<0.005	<0.01	<0.01	<0.01	0.03	0.0002	3.46	<0.0002	<0.005	<0.05	<0.005	<0.1	0.0232	<0.01	<0.005
	7/9/2021	<0.009	<0.0005	0.015	<0.5	<0.01	<0.01	<0.01	<0.005	<0.01	<0.01	<0.01	0.03	0.0002	3.43	<0.0002	<0.005	<0.05	<0.005	<0.1	0.0239	<0.01	<0.005
	10/11/2021	<0.009	<0.0005	0.016	<0.5	<0.01	<0.01	<0.01	<0.005	<0.01	<0.01	<0.01	0.03	0.0002	3.44	<0.0002	<0.005	<0.05	<0.005	<0.1	0.0217	<0.01	<0.005
	1/11/2022	<0.009	<0.0005	0.015	<0.5	<0.01	<0.01	<0.01	<0.005	<0.01	<0.01	<0.01	0.03	<0.0002	3.28	<0.0002	<0.005	<0.05	<0.005	<0.1	0.0199	<0.01	<0.005
	5/27/2022	<0.009	<0.0005	0.014	<0.5	<0.01	<0.01	<0.01	<0.005	<0.01	<0.01	<0.01	0.03	0.0002	3.39	<0.0002	<0.005	<0.05	<0.005	<0.1	0.0204	<0.01	<0.005
	7/21/2022	<0.009	<0.0005	0.015	<0.5	<0.01	<0.01	<0.01	<0.005	<0.01	<0.01	<0.01	0.03	<0.0002	3.22	<0.0002	<0.005	<0.05	<0.005	<0.1	0.0216	<0.01	<0.005
	10/13/2022	<0.009	<0.0005	0.015	<0.5	<0.01	<0.01	<0.01	<0.005	<0.01	<0.01	<0.01	0.03	0.0002	3.19	<0.0002	<0.005	<0.05	<0.005	<0.1	0.0209	<0.01	<0.005
BPS11-18B	12/1/2017	3.86	<0.0005	0.012	<0.5	<0.01	0.02	0.1	0.059	<0.01	<0.01	0.02	0.01	0.0059	3.4	<0.0002	<0.005	<0.05	<0.005	<0.1	0.021	<0.01	<0.005
	2/8/2018	3.79	<0.0005	0.013	<0.5	<0.01	0.02	0.1	0.054	<0.01	<0.01	0.02	0.01	0.0038	3.41	<0.0002	<0.005	<0.05	<0.005	<0.1	0.0226	<0.01	<0.005
	4/12/2018	3.85	<0.0005	0.012	<0.5	<0.01	0.02	0.1	0.055	<0.01	<0.01	0.02	0.01	0.0049	3.47	<0.0002	<0.005	<0.05	<0.005	<0.1	0.0208	<0.01	<0.005
	7/11/2018	4.07	<0.0005	0.013	<0.5	<0.01	<0.01	0.1	0.056	<0.01	<0.01	0.02	0.01	0.0051J-	3.42	<0.0002	<0.005	<0.05	<0.005	<0.1	0.0222	<0.01	<0.005
	10/4/2018	3.85	<0.0005	0.013	<0.5	<0.01	<0.01	0.09	0.055	<0.01	<0.01	0.02	0.01	0.006	3.46	<0.0002	<0.005	<0.05	<0.005	<0.1	0.0245	<0.01	<0.005
	1/16/2019	3.85	<0.0005	0.012	<0.5	<0.01	<0.01	0.11	0.058	<0.01	<0.01	0.02	0.01	0.0052	3.31	<0.0002	<0.005	<0.05	<0.005	<0.1	0.0218	<0.01	<0.005
	4/10/2019	3.38	<0.0005	0.015	<0.5	<0.01	<0.01	0.1	0.053	<0.01	<0.01	0.02	0.01	0.0052	3.14	<0.0002	<0.005	<0.05	<0.005	<0.1	0.0194	<0.01	<0.005
	7/16/2019	3.34	<0.0005	0.013	<0.5	<0.01	<0.01	0.09	0.052	<0.01	<0.01	0.02	0.01	0.005	2.98	<0.0002	<0.005	<0.05	<0.005	<0.1	0.0216	<0.01	<0.005
	10/2/2019	3.65	<0.0005	0.012	<0.5	<0.01	<0.01	0.1	0.054	<0.01	<0.01	0.02	0.01	0.0035	3.2	<0.0002	<0.005	<0.05	<0.005	<0.1	0.022	<0.01	<0.005
	1/17/2020	3.93	<0.0005	0.012	<0.5	<0.01	<0.01	0.1	0.054	<0.01	<0.01	0.02	0.01	0.0042	3.23	<0.0002	<0.005	<0.05	<0.005	<0.1	0.0229	<0.01	<0.005
	4/9/2020	4.51	<0.0005	0.012	<0.5UJ	<0.01	<0.01	0.11	0.057	<0.01	<0.01	0.02	0.01	0.0043	3.49	<0.0002	<0.005	<0.05	<0.005	<0.1	0.0227	<0.01	<0.005
	7/8/2020	4.28	<0.0005	0.012	<0.5	<0.01	<0.01	0.11	0.059	<0.01	<0.01	0.02	0.01	0.0041	3.16	<0.0002	<0.005	<0.05	<0.005	<0.1	0.0237	<0.01	<0.005
	10/2/2020	3.96	<0.0005	0.011	<0.5	<0.01	<0.01	0.1	0.056	<0.01	<0.01	0.02	0.01	0.0049	3.31	<0.0002	<0.005	<0.05	<0.005	<0.1	0.022	<0.01	<0.005
	1/17/2021	3.63	<0.0005	0.012	<0.5	<0.01	<0.01	0.11	0.06	<0.01	<0.01	0.02	<0.01	0.0051	3.35	<0.0002	<0.005	<0.05	<0.005	<0.1	0.0248	<0.01	<0.005
	4/6/2021	3.77	<0.0005	0.013	<0.5	<0.01	0.01	0.11	0.054	<0.01	<0.01	0.02	0.01	0.0052	3.24	<0.0002	<0.005	<0.05	<0.005	<0.1	0.0226	<0.01	<0.005
	7/9/2021	3.81	<0.0005	0.013	<0.5	<0.01	<0.01	0.09	0.051	<0.01	<0.01	0.02	0.01	0.005	3.09	<0.0002	<0.005	<0.05	<0.005	<0.1	0.0216	<0.01	<0.005
	10/11/2021	3.63	<0.0005	0.013	<0.5	<0.01	<0.01	0.09	0.048	<0.01	<0.01	0.01	0.01	0.0043	2.94	<0.0002	<0.005	<0.05	<0.005	<0.1	0.0195	<0.01	<0.005
	1/11/2022	3.13	<0.0005	0.012	<0.5	<0.01	<0.01	0.08	0.043	<0.01	<0.01	0.01	0.01	0.0037	2.9	<0.0002	<0.005	<0.05	<0.005	<0.1	0.0172	<0.01	<0.005
	5/26/2022	3	<0.0005	0.013	<1	<0.01	<0.01	0.07	0.039	<0.01	<0.01	0.01	0.01	0.0035	2.78	<0.0002	<0.005	<0.05	<0.005	<0.1	0.0156	<0.01	<0.005
	7/20/2022	2.86	<0.0005	0.012	<0.5	<0.01	<0.01	0.07	0.040	<0.01	<0.01	0.01	0.01	0.0033	2.61	<0.0002	<0.005	<0.05	<0.005	<0.1	0.0167	<0.01	<0.005
	10/17/2022	2.47	<0.0005	0.013	<0.5	<0.01	<0.01	0.07	0.037	<0.01	<0.01	0.01	0.01	0.0034	2.56	<0.0002	<0.005	<0.05	<0.005	<0.1	0.0147	<0.01	<0.005

Attachment 3

Parrot Tailings Waste Removal Project

CSM Addendum

MINOR METALS

Sample Name	Sample Date	Al mg/L	Sb mg/L	Ba mg/L	Br mg/L	Ce mg/L	Ga mg/L	La mg/L	Nd mg/L	Nb mg/L	Pd mg/L	Pr mg/L	Rb mg/L	Ag mg/L	Sr mg/L	Tl mg/L	Th mg/L	Sn mg/L	Ti mg/L	W mg/L	U mg/L	V mg/L	Zr mg/L
BPS11-18C	12/1/2017	0.032	<0.0005	0.015	<0.5	<0.01	<0.01	<0.01	<0.005	<0.01	<0.01	<0.01	0.03	0.0014	2.76	<0.0002	<0.005	<0.05	<0.005	<0.1	0.0013	<0.01	<0.005
	2/8/2018	0.053	<0.0005	0.016	<0.5	<0.01	<0.01	<0.01	<0.005	<0.01	<0.01	<0.01	0.03	0.0011	2.85	<0.0002	<0.005	<0.05	<0.005	<0.1	0.0014	<0.01	<0.005
	4/12/2018	0.032	<0.0005	0.014	<0.5	<0.01	<0.01	<0.01	<0.005	<0.01	<0.01	<0.01	0.03	0.001	2.7	<0.0002	<0.005	<0.05	<0.005	<0.1	0.0012	<0.01	<0.005
	7/11/2018	0.038J+	<0.0005	0.015	<0.5	<0.01	<0.01	<0.01	<0.005	<0.01	<0.01	<0.01	0.03	0.0011J-	2.58	<0.0002	<0.005	<0.05	<0.005	<0.1	0.0013	<0.01	<0.005
	10/4/2018	0.034	<0.0005	0.016	<0.5	<0.01	<0.01	<0.01	<0.005	<0.01	<0.01	<0.01	0.03	0.0013	2.54	<0.0002	<0.005	<0.05	<0.005	<0.1	0.0014	<0.01	<0.005
	1/16/2019	0.04	<0.0005	0.016	<0.5	<0.01	<0.01	<0.01	<0.005	<0.01	<0.01	<0.01	0.03	0.0013	2.45	<0.0002	<0.005	<0.05	<0.005	<0.1	0.0013	<0.01	<0.005
	4/10/2019	0.031	<0.0005	0.019	<0.5	<0.01	<0.01	<0.01	<0.005	<0.01	<0.01	<0.01	0.03	0.001	2.34	<0.0002	<0.005	<0.05	<0.005	<0.1	0.0012	<0.01	<0.005
	7/16/2019	0.039	<0.0005	0.017	<0.5	<0.01	<0.01	<0.01	<0.005	<0.01	<0.01	<0.01	0.02	0.0012	2.02	<0.0002	<0.005	<0.05	<0.005	<0.1	0.0013	<0.01	<0.005
	10/2/2019	0.036	<0.0005	0.017	<0.5	<0.01	<0.01	<0.01	<0.005	<0.01	<0.01	<0.01	0.02	0.0008	2.4	<0.0002	<0.005	<0.05	<0.005	<0.1	0.0013	<0.01	<0.005
	1/17/2020	0.023	<0.0005	0.018	<0.5	<0.01	<0.01	<0.01	<0.005	<0.01	<0.01	<0.01	0.03	0.0012	2.46	<0.0002	<0.005	<0.05	<0.005	<0.1	0.0014	<0.01	<0.005
	4/9/2020	0.048	<0.0005	0.017	<0.5UJ	<0.01	<0.01	<0.01	<0.005	<0.01	<0.01	<0.01	0.03	0.001	2.45	<0.0002	<0.005	<0.05	<0.005	<0.1	0.0013	<0.01	<0.005
	7/8/2020	0.051	<0.0005	0.017	<0.5	<0.01	<0.01	<0.01	<0.005	<0.01	<0.01	<0.01	0.03	0.0011	2.45	<0.0002	<0.005	<0.05	<0.005	<0.1	0.0012	<0.01	<0.005
	10/2/2020	0.024	<0.0005	0.016	<0.5	<0.01	<0.01	<0.01	<0.005	<0.01	<0.01	<0.01	0.03	0.0011	2.47	<0.0002	<0.005	<0.05	<0.005	<0.1	0.0013	<0.01	<0.005
	1/17/2021	0.029	<0.0005	0.018	<0.5	<0.01	<0.01	<0.01	<0.005	<0.01	<0.01	<0.01	0.02	0.001	2.58	<0.0002	<0.005	<0.05	<0.005	<0.1	0.0015	<0.01	<0.005
	4/6/2021	0.038	<0.0005	0.018	<0.5	<0.01	<0.01	<0.01	<0.005	<0.01	<0.01	<0.01	0.03	0.0007	2.58	<0.0002	<0.005	<0.05	<0.005	<0.1	0.0014	<0.01	<0.005
	7/9/2021	0.025	<0.0005	0.017	<0.5	<0.01	<0.01	<0.01	<0.005	<0.01	<0.01	<0.01	0.03	0.0011	2.46	<0.0002	<0.005	<0.05	<0.005	<0.1	0.0014	<0.01	<0.005
	10/11/2021	0.023	<0.0005	0.017	<0.5	<0.01	<0.01	<0.01	<0.005	<0.01	<0.01	<0.01	0.03	0.0011	2.44	<0.0002	<0.005	<0.05	<0.005	<0.1	0.0014	<0.01	<0.005
	1/11/2022	0.03	<0.0005	0.017	<0.5	<0.01	<0.01	<0.01	<0.005	<0.01	<0.01	<0.01	0.03	0.001	2.51	<0.0002	<0.005	<0.05	<0.005	<0.1	0.0013	<0.01	<0.005
	5/26/2022	0.027	<0.0005	0.017	<0.5	<0.01	<0.01	<0.01	<0.005	<0.01	<0.01	<0.01	0.03	0.001	2.5	<0.0002	<0.005	<0.05	<0.005	<0.1	0.0013	<0.01	<0.005
	7/20/2022	0.027	<0.0005	0.015	<0.5	<0.01	<0.01	<0.01	<0.005	<0.01	<0.01	<0.01	0.03	0.0009	2.57	<0.0002	<0.005	<0.05	<0.005	<0.1	0.0014	<0.01	<0.005
	10/17/2022	0.025	<0.0005	0.017	<0.5	<0.01	<0.01	<0.01	<0.005	<0.01	<0.01	<0.01	0.03	0.0010	2.56	<0.0002	<0.005	<0.05	<0.005	<0.1	0.0014	<0.01	<0.005
BPS11-19A2	11/30/2017	<0.009	<0.0005	0.018	<0.5	<0.01	<0.01	<0.01	<0.005	<0.01	<0.01	<0.01	<0.01	<0.0002	0.38	0.0008	<0.005	<0.05	<0.005	<0.1	0.0011	<0.01	<0.005
	2/6/2018	<0.009	<0.0005	0.019	<0.5	<0.01	<0.01	<0.01	<0.005	<0.01	<0.01	<0.01	<0.01	<0.0002	0.38	<0.0002	<0.005	<0.05	<0.005	<0.1	0.0012	<0.01	<0.005
	4/10/2018	<0.009	<0.0005	0.026	<0.5	<0.01	<0.01	<0.01	<0.005	<0.01	<0.01	<0.01	<0.01	<0.0002	0.42	<0.0002	<0.005	<0.05	<0.005	<0.1	0.0009	<0.01	<0.005
	7/10/2018	<0.009	<0.0005	0.022	<0.5	<0.01	<0.01	<0.01	<0.005	<0.01	<0.01	<0.01	<0.01	<0.0002	0.43	<0.0002	<0.005	<0.05	<0.005	<0.1	0.001	<0.01	<0.005
	10/2/2018	<0.009	<0.0005	0.022	<0.5	<0.01	<0.01	<0.01	<0.005	<0.01	<0.01	<0.01	<0.01	<0.0002	0.44	<0.0002	<0.005	<0.05	<0.005	<0.1	0.0011	<0.01	<0.005
	1/15/2019	<0.009	<0.0005	0.014	<0.5	<0.01	<0.01	<0.01	<0.005	<0.01	<0.01	<0.01	<0.01	<0.0002UJ	0.24	<0.0002	<0.005	<0.05	<0.005	<0.1	0.0058	<0.01	<0.005
	4/9/2019	<0.009	<0.0005	0.026	<0.5	<0.01	<0.01	<0.01	<0.005	<0.01	<0.01	<0.01	<0.01	<0.0002UJ	0.4	<0.0002	<0.005	<0.05	<0.005	<0.1	0.0008	<0.01	<0.005
	7/15/2019	<0.009UJ	<0.0005	0.024	<0.5	<0.01	<0.01	<0.01	<0.005	<0.01	<0.01	<0.01	<0.01	<0.0002	0.47	<0.0002	<0.005	<0.05	<0.005	<0.1	0.0008	<0.01	<0.005
BPS11-19B	11/30/2017	<0.009	<0.0005	0.012	<0.5	<0.01	<0.01	<0.01	<0.005	<0.01	<0.01	<0.01	<0.01	<0.0002	0.8	<0.0002	<0.005	<0.05	<0.005	<0.1	0.0013	<0.01	<0.005
	2/6/2018	<0.009	<0.0005	0.014	<0.5	<0.01	<0.01	<0.01	<0.005	<0.01	<0.01	<0.01	<0.01	<0.0002	0.82	<0.0002	<0.005	<0.05	<0.005	<0.1	0.0015	<0.01	<0.005
	4/10/2018	<0.009	<0.0005	0.012	<0.5	<0.01	<0.01	<0.01	<0.005	<0.01	<0.01	<0.01	0.01	<0.0002	0.92	<0.0002	<0.005	<0.05	<0.005	<0.1	0.0013	<0.01	<0.005
	7/10/2018	<0.009	<0.0005	0.012	<0.5	<0.01	<0.01	<0.01	<0.005	<0.01	<0.01	<0.01	<0.01	<0.0002	0.81	<0.0002	<0.005	<0.05	<0.005	<0.1	0.0014	<0.01	<0.005
	10/2/2018	<0.009	<0.0005	0.012	<0.5	<0.01	<0.01	<0.01	<0.005	<0.01	<0.01	<0.01	<0.01	<0.0002	0.81	<0.0002	<0.005	<0.05	<0.005	<0.1	0.0015	<0.01	<0.005
	1/15/2019	<0.009	<0.0005	0.012	<0.5	<0.01	<0.01	<0.01	<0.005	<0.01	<0.01	<0.01	<0.01	<0.0002UJ	0.82	<0.0002	<0.005	<0.05	<0.005	<0.1	0.0014	<0.01	<0.005
	4/9/2019	0.016	<0.0005	0.016	<0.5	<0.01	<0.01	<0.01	<0.005	<0.01	<0.01	<0.01	<0.01	<0.0002UJ	0.56	<0.0002	<0.005	<0.05	<0.005	<0.1	0.0014	<0.01	<0.005
	7/15/2019	0.111J-	<0.0005	0.017	<0.5	<0.01	<0.01	<0.01	<0.005	<0.01	<0.01	<0.01	<0.01	<0.0002	0.8	<0.0002	<0.005	<0.05	0.006	<0.1	0.0016	<0.01	<0.005
BPS11-19A2	11/30/2017	<0.009	<0.0005	0.018	<0.5	<0.01	<0.01	<0.01	<0.005	<0.01	<0.01	<0.01	<0.01	<0.0002	0.38	0.0008	<0.005	<0.05	<0.005	<0.1	0.0011	<0.01	<0.005
	2/6/2018	<0.009	<0.0005	0.019	<0.5	<0.01	<0.01	<0.01	<0.005	<0.01	<0.01	<0.01	<0.01	<0.0002	0.38	<0.0002	<0.005	<0.05	<0.005	<0.1	0.0012	<0.01	<0.005
	4/10/2018	<0.009	<0.0005	0.026	<0.5	<0.01	<0.01	<0.01	<0.005	<0.01	<0.01	<0.01	<0.01	<0.0002	0.42	<0.0002	<0.005	<0.05	<0.005	<0.1	0.0009	<0.01	<0.005
	7/10/2018	<0.009	<0.0005	0.022	<0.5	<0.01	<0.01	<0.01	<0.005	<0.01	<0.01	<0.01	<0.01	<0.0002	0.43	<0.0002	<0.005	<0.05	<0.005	<0.1	0.001	<0.01	<0.005
	10/2/2018	<0.009	<0.0005	0.022	<0.5	<0.01	<0.01	<0.01	<0.005	<0.01	<0.01	<0.01	<0.01	<0.0002	0.44	<0.0002	<0.005	<0.05	<0.005	<0.1	0.0011	<0.01	<0.005
	1/15/2019	<0.009	<0.0005	0.014	<0.5	<0.01	<0.01	<0.01	<0.005	<0.01	<0.01	<0.01	<0.01	<0.0002UJ	0.24	<0.0002	<0.005	<0.05	<0.005	<0.1	0.0058	<0.01	<0.005
	4/9/2019	<0.009	<0.0005	0.026	<0.5	<0.01	<0.01	<0.01	<0.005	<0.01	<0.01	<0.01	<0.01	<0.0002UJ	0.4	<0.0002	<0.005	<0.05	<0.005	<0.1	0.0008	<0.01	<0.005
	7/15/2019	<0.009UJ	<0.0005	0.024	<0.5	<0.01	<0.01	<0.01	<0.005	<0.01	<0.01	<0.01	<0.01	<0.0002	0.47	<0.0002	<0.005	<0.05	<0.005	<0.1	0.0008	<0.01	<0.005
BPS11-19B	11/30/2017	<0.009	<0.0005	0.012	<0.5	<0.01	<0.01	<0.01	<0.005	<0.01	<0.01	<0.01	<0.01	<0.0002	0.8	<0.0002	<0.005	<0.05	<0.005	<0.1	0.0013	<0.01	<0.005
	2/6/2018	<0.009	<0.0005	0.014	<0.5	<0.01	<0.01	<0.01	<0.005	<0.01	<0.01	<0.01	<0.01	<0.0002	0.82	<0.0002	<0.005	<0.05	<0.005	<0.1	0.0015	<0.01	<0.005
	4/10/2018	<0.009	<0.0005	0.012	<0.5	<0.01	<0.01	<0.01	<0.005	<0.01	<0.01	<0.01	0.01	<0.0002	0.92	<0.0002	<0.005	<0.05	<0.005	<0.1	0.0013	<0.01	<0.005
	7/10/2018	<0.009	<0.0005	0.012	<0.5	<0.01	<0.01	<0.01	<0.005	<0.01	<0.01	<0.01	<0.01	<0.0002	0.81	<0.0002	<0.005	<0.05	<0.005	<0.1	0.0014	<0.01	<0.005
	10/2/2018	<0.009	<0.0005	0.012	<0.5	<0.01	<0.01	<0.01	<0.005	<0.01	<0.01	<0.01	<0.01	<0.0002	0.81	<0.0002	<0.005	<0.05	<0.005	<0.1	0.0015	<0.01	<0.005
	1/15/2019	<0.009	<0.0005	0.012	<0.5	<0.01	<0.01	<0.01	<0.005	<0.01	<0.01	<0.01	<0.01	<0.0002UJ	0.82	<0.0002	<0.005	<0.05	<0.005	<0.1	0.0014	<0.01	<0.005
	4/9/2019	0.016	<0.0005	0.016	<0.5	<0.01	<0.01	<0.01	<0.005	<0.01	<0.01	<0.01	<0.01	<0.0002UJ	0.56	<0.0002	<0.005	<0.05	<0.005	<0.1	0.0014	<0.01	<0.005
	7/15/2019	0.111J-	<0.0005	0.017	<0.5	<0.01	<0.01	<0.01	<0.005	<0.01	<0.01	<0.01	<0.01	<0.0002	0.8	<0.0002	<0.005	<0.05	0.006	<0.1	0.0016	<0.01	<0.005
BPS11-20	12/6/2017	3.89	<0.0005	0.014	0.6	<0.01	<0.01	0.07	0.025	<0.01	<0.01	<0.01	<0.01	<0.0002	1.76	<0.0002	<0.005	<0.05	<0.005	<0.1	0.0044	<0.01	<0.005
	2/14/2018	3.21	<0.0005	0.015	<0.5	<0.01	<0.01	0.08	0.028	<0.01	<0.01	<0.01	<0.01	<0.0002	1.96	<0.0002	<0.005	<0.05	<0.005	<0.1	0.005	<0.01	<0.005
	4/16/2018	3.44	<0.0005	0.014	<0.5	<0.01	<0.01	0.08	0.027	<0.01	<0.01	<0.01	<0.01	<0.0002	1.91	<0.0002	<0.005	<0.05	<0.005	<0.1	0.0047	<0.01	<0.005
	6/27/2018	3.66	<0.0005	0.016	<0.5UJ	<0.01	<0.01	0.08	0.03	<0.01	<0.01	<0.01	<0.01	<0.0002	1.96	<0.0002	<0.005	<0.05	<0.005	<0.1	0.0058	<0.01	<0.005
GS-09-01	12/5/2017	61.2	<0.0005	0.012	1.2	<0.01	0.06	0.32	0.309	<0.01	<0.01	0.08	0.04	0.0108	1.45	0.0007	<0.005	<0.05	<0.005	<0.1	0.151	<0.01	<0.005
	2/13/2018	56.8	<0.0005	0.02	<0.5	<0.01	0.05	0.28	0.288	<0.01	<0.01	0.08	0.03	0.0028	1.37	0.0007	<0.005	<0.05	<0.005	<0.1	0.144	<0.01	<0.005
	4/15/2018	49.1	<0.0005	0.011	0.5	<0.01	0.05	0.27	0.267	<0.01	<0.01	0.07	0.04	0.0111	1.36	0.0007	<0.005	<0.05	<0.005	<0.1	0.141	<0.01	<0.005
	6/27/2018	49.3	<0.0005	0.01	<0.5UJ	<0.01	0.01	0.28	0.298	<0.01	<0.01	0.08	0.03	0.0051	1.3	0.0007	<0.005	<0.05	<0.005	<0.1	0.166	<0.01	<0.005

Attachment 3

Parrot Tailings Waste Removal Project

CSM Addendum

MINOR METALS

Sample Name	Sample Date	Al mg/L	Sb mg/L	Ba mg/L	Br mg/L	Ce mg/L	Ga mg/L	La mg/L	Nd mg/L	Nb mg/L	Pd mg/L	Pr mg/L	Rb mg/L	Ag mg/L	Sr mg/L	Tl mg/L	Th mg/L	Sn mg/L	Ti mg/L	W mg/L	U mg/L	V mg/L	Zr mg/L
GS-09-02	12/6/2017	35.3	<0.0005	0.009	<0.5	<0.01	0.03	0.2	0.129	<0.01	<0.01	0.04	<0.01	<0.0002	1.32	<0.0002	<0.005	<0.05	<0.005	<0.1	0.178	0.02	<0.005
	2/14/2018	39.5	<0.0005	0.009	<0.5	<0.01	0.03	0.19	0.128	<0.01	<0.01	0.04	<0.01	<0.0002	1.45	<0.0002	<0.005	<0.05	<0.005	<0.1	0.171	0.01	<0.005
	4/16/2018	29.7	<0.0005	0.009	<0.5	<0.01	0.02	0.16	0.106	<0.01	<0.01	0.03	<0.01	0.0004	0.87	<0.0002	<0.005	<0.05	<0.005	<0.1	0.081	<0.01	<0.005
	6/27/2018	33.8	<0.0005	0.009	<0.5UJ	<0.01	<0.01	0.16	0.109	<0.01	<0.01	0.03	<0.01	0.0004	0.89	<0.0002	<0.005	<0.05	<0.005	<0.1	0.116	0.01	<0.005
GS-09-03	12/6/2017	38.3	<0.0005	0.01	0.6	<0.01	0.09	0.31	0.388	<0.01	<0.01	0.1	0.05	0.0058	2.59	0.001	<0.005	<0.05	<0.005	<0.1	0.231	<0.01	<0.005
	2/14/2018	62.2	<0.0005	0.009	<0.5	<0.01	0.13	0.61	0.65	<0.01	<0.01	0.19	0.05	0.0031	2.73	0.0011	<0.005	<0.05	<0.005	<0.1	0.289	<0.01	<0.005
	4/16/2018	38	<0.0005	0.008	<0.5	<0.01	0.07	0.3	0.351	<0.01	<0.01	0.09	0.05	0.0059	2.29	0.0008	<0.005	<0.05	<0.005	<0.1	0.206	<0.01	<0.005
	6/27/2018	33.8	<0.0005	0.01	<0.5UJ	<0.01	0.02	0.23	0.302	<0.01	<0.01	0.08	0.05	0.006	2.26	0.0008	<0.005	<0.05	<0.005	<0.1	0.209	<0.01	<0.005
GS-28	11/28/2017	<0.009	0.0005	0.102	<0.5	<0.01	<0.01	<0.01	<0.005	<0.01	<0.01	<0.01	<0.01	<0.0002	0.4	<0.0002	<0.005	<0.05	<0.005	<0.1	0.0254	<0.01	<0.005
	2/5/2018	0.014	0.0006	0.07	<0.5	<0.01	<0.01	<0.01	<0.005	<0.01	<0.01	<0.01	<0.01	<0.0002	0.26	<0.0002	<0.005	<0.05	<0.005	<0.1	0.0096	<0.01	<0.005
	4/9/2018	0.011J+	<0.0005	0.122	<0.5	<0.01	<0.01	<0.01	<0.005	<0.01	<0.01	<0.01	<0.01	<0.0002	0.55	<0.0002	<0.005	<0.05	<0.005	<0.1	0.0219	<0.01	<0.005
	7/9/2018	<0.009	<0.0005	0.065	<0.5	<0.01	<0.01	<0.01	<0.005	<0.01	<0.01	<0.01	<0.01	<0.0002J-	0.31	<0.0002	<0.005	<0.05	<0.005	<0.1	0.0033	<0.01	<0.005
	10/2/2018	<0.009	0.0012	0.057	<0.5	<0.01	<0.01	<0.01	<0.005	<0.01	<0.01	<0.01	<0.01	<0.0002	0.26	<0.0002	<0.005	<0.05	<0.005	<0.1	0.0085	<0.01	<0.005
	1/14/2019	<0.009	<0.0005	0.044	<0.5	<0.01	<0.01	<0.01	<0.005	<0.01	<0.01	<0.01	<0.01	<0.0002	0.27	<0.0002	<0.005	<0.05	<0.005	<0.1	0.0025	<0.01	<0.005
	4/8/2019	<0.009	<0.0005	0.128	<0.5	<0.01	<0.01	<0.01	<0.005	<0.01	<0.01	<0.01	<0.01	<0.0002	0.77	<0.0002	<0.005	<0.05	<0.005	<0.1	0.0452	<0.01	<0.005
	7/15/2019	<0.009	<0.0005	0.043	<0.5	<0.01	<0.01	<0.01	<0.005	<0.01	<0.01	<0.01	<0.01	<0.0002	0.27	<0.0002	<0.005	<0.05	<0.005	<0.1	0.0021	<0.01	<0.005
	10/1/2019	<0.009	<0.0005	0.054	<0.5	<0.01	<0.01	<0.01	<0.005	<0.01	<0.01	<0.01	<0.01	<0.0002	0.29	<0.0002	<0.005	<0.05	<0.005	<0.1	0.0065	<0.01	<0.005
	1/15/2020	<0.009	<0.0005	0.035	<0.5UJ	<0.01	<0.01	<0.01	<0.005	<0.01	<0.01	<0.01	<0.01	<0.0002	0.25	<0.0002	<0.005	<0.05	<0.005	<0.1	0.0027	<0.01	<0.005
	4/7/2020	<0.009	<0.0005	0.044	<0.5	<0.01	<0.01	<0.01	<0.005	<0.01	<0.01	<0.01	<0.01	<0.0002	0.28	<0.0002	<0.005	<0.05	<0.005	<0.1	0.0047	<0.01	<0.005
	7/6/2020	<0.009	<0.0005	0.043	<0.5	<0.01	<0.01	<0.01	<0.005	<0.01	<0.01	<0.01	<0.01	<0.0002	0.28	<0.0002	<0.005	<0.05	<0.005	<0.1	0.0041	<0.01	<0.005
	9/29/2020	<0.009	<0.0005	0.044	<0.5	<0.01	<0.01	<0.01	<0.005	<0.01	<0.01	<0.01	<0.01	<0.0002	0.27	<0.0002	<0.005	<0.05	<0.005	<0.1	0.0043	<0.01	<0.005
	1/11/2021	<0.009	<0.0005	0.083	<0.5	<0.01	<0.01	<0.01	<0.005	<0.01	<0.01	<0.01	<0.01	<0.0002	0.28	<0.0002	<0.005	<0.05	<0.005	<0.1	0.0088	<0.01	<0.005
	4/1/2021	<0.009	0.0009	0.125	<0.5	<0.01	<0.01	<0.01	<0.005	<0.01	<0.01	<0.01	<0.01	<0.0002	1.07	<0.0002	<0.005	<0.05	<0.005	<0.1	0.122	<0.01	<0.005
	7/6/2021	<0.009	<0.0005	0.055	<0.5	<0.01	<0.01	<0.01	<0.005	<0.01	<0.01	<0.01	<0.01	<0.0002	0.31	<0.0002	<0.005	<0.05	<0.005	<0.1	0.0066	<0.01	<0.005
	10/5/2021	<0.009	<0.0005	0.043	<0.5	<0.01	<0.01	<0.01	<0.005	<0.01	<0.01	<0.01	<0.01	<0.0002	0.29	<0.0002	<0.005	<0.05	<0.005	<0.1	0.0031	<0.01	<0.005
	1/5/2022	<0.009	<0.0005	0.051	<0.5	<0.01	<0.01	<0.01	<0.005	<0.01	<0.01	<0.01	<0.01	<0.0002	0.31	<0.0002	<0.005	<0.05	<0.005	<0.1	0.0037	<0.01	<0.005
	5/24/2022	<0.009	<0.0005	0.045	<0.5	<0.01	<0.01	<0.01	<0.005	<0.01	<0.01	<0.01	<0.01	<0.0002	0.31	<0.0002	<0.005	<0.05	<0.005	<0.1	0.0035	<0.01	<0.005
	7/19/2022	<0.009	<0.0005	0.055	<0.5	<0.01	<0.01	<0.01	<0.005	<0.01	<0.01	<0.01	<0.01	<0.0002	0.31	<0.0002	<0.005	<0.05	<0.005	<0.1	0.0017	<0.01	<0.005
	10/12/2022	<0.009	<0.0005	0.098	<0.5	<0.01	<0.01	<0.01	<0.005	<0.01	<0.01	<0.01	<0.01	<0.0002	0.31	<0.0002	<0.005	<0.05	<0.005	<0.1	0.0021	<0.01	<0.005
GS-28B	12/3/2017	<0.009	<0.0005	0.036	<0.5	<0.01	<0.01	<0.01	<0.005	<0.01	<0.01	<0.01	<0.01	<0.0002	0.24	<0.0002	<0.005	<0.05	<0.005	<0.1	0.0029	<0.01	<0.005
	4/17/2018	<0.009	<0.0005	0.032	<0.5	<0.01	<0.01	<0.01	<0.005	<0.01	<0.01	<0.01	<0.01	<0.0002	0.23	<0.0002	<0.005	<0.05	<0.005	<0.1	0.0028	<0.01	<0.005
	7/9/2018	<0.009	<0.0005	0.03	<0.5	<0.01	<0.01	<0.01	<0.005	<0.01	<0.01	<0.01	<0.01	<0.0002UJ	0.24	<0.0002	<0.005	<0.05	<0.005	<0.1	0.0028	<0.01	<0.005
	10/2/2018	<0.009	<0.0005	0.037	<0.5	<0.01	<0.01	<0.01	<0.005	<0.01	<0.01	<0.01	<0.01	<0.0002	0.21	<0.0002	<0.005	<0.05	<0.005	<0.1	0.0031	<0.01	<0.005
	1/14/2019	<0.009	<0.0005	0.031	<0.5	<0.01	<0.01	<0.01	<0.005	<0.01	<0.01	<0.01	<0.01	<0.0002	0.21	<0.0002	<0.005	<0.05	<0.005	<0.1	0.0031	<0.01	<0.005
	4/8/2019	0.03	<0.0005	0.032	<0.5	<0.01	<0.01	<0.01	<0.005	<0.01	<0.01	<0.01	<0.01	<0.0002	0.2	<0.0002	<0.005	<0.05	<0.005	<0.1	0.0032	<0.01	<0.005
	7/15/2019	<0.009	<0.0005	0.032	<0.5	<0.01	<0.01	<0.01	<0.005	<0.01	<0.01	<0.01	<0.01	<0.0002	0.2	<0.0002	<0.005	<0.05	<0.005	<0.1	0.0033	<0.01	<0.005
	10/1/2019	<0.009	<0.0005	0.031	<0.5	<0.01	<0.01	<0.01	<0.005	<0.01	<0.01	<0.01	<0.01	<0.0002	0.22	<0.0002	<0.005	<0.05	<0.005	<0.1	0.0033	<0.01	<0.005
	1/15/2020	<0.009	<0.0005	0.029	<0.5UJ	<0.01	<0.01	<0.01	<0.005	<0.01	<0.01	<0.01	<0.01	<0.0002	0.2	<0.0002	<0.005	<0.05	<0.005	<0.1	0.0031	<0.01	<0.005
	4/7/2020	<0.009	<0.0005	0.03	<0.5	<0.01	<0.01	<0.01	<0.005	<0.01	<0.01	<0.01	<0.01	<0.0002	0.2	<0.0002	<0.005	<0.05	<0.005	<0.1	0.0032	<0.01	<0.005
	7/6/2020	<0.009	<0.0005	0.029	<0.5	<0.01	<0.01	<0.01	<0.005	<0.01	<0.01	<0.01	<0.01	<0.0002	0.2	<0.0002	<0.005	<0.05	<0.005	<0.1	0.0034	<0.01	<0.005
	9/28/2020	<0.009	<0.0005	0.028	<0.5	<0.01	<0.01	<0.01	<0.005	<0.01	<0.01	<0.01	<0.01	<0.0002	0.2	<0.0002	<0.005	<0.05	<0.005	<0.1	0.0029	<0.01	<0.005
	1/11/2021	<0.009	<0.0005	0.029	<0.5	<0.01	<0.01	<0.01	<0.005	<0.01	<0.01	<0.01	<0.01	<0.0002	0.2	<0.0002	<0.005	<0.05	<0.005	<0.1	0.0031	<0.01	<0.005
	4/1/2021	<0.009	<0.0005	0.031	<0.5	<0.01	<0.01	<0.01	<0.005	<0.01	<0.01	<0.01	<0.01	<0.0002	0.21	<0.0002	<0.005	<0.05	<0.005	<0.1	0.0036	<0.01	<0.005
	7/6/2021	<0.009	<0.0005	0.03	<0.5	<0.01	<0.01	<0.01	<0.005	<0.01	<0.01	<0.01	<0.01	<0.0002	0.21	<0.0002	<0.005	<0.05	<0.005	<0.1	0.0029	<0.01	<0.005
	10/6/2021	<0.009	<0.0005	0.03	<0.5	<0.01	<0.01	<0.01	<0.005	<0.01	<0.01	<0.01	<0.01	<0.0002	0.2	<0.0002	<0.005	<0.05	<0.005	<0.1	0.0028	<0.01	<0.005
	1/5/2022	<0.009	<0.0005	0.029	<0.5	<0.01	<0.01	<0.01	<0.005	<0.01	<0.01	<0.01	<0.01	<0.0002	0.2	<0.0002	<0.005	<0.05	<0.005	<0.1	0.0029	<0.01	<0.005
	5/24/2022	<0.009	<0.0005	0.029	<0.5	<0.01	<0.01	<0.01	<0.005	<0.01	<0.01	<0.01	<0.01	<0.0002	0.2	<0.0002	<0.005	<0.05	<0.005	<0.1	0.003	<0.01	<0.005
	7/19/2022	<0.009	<0.0005	0.030	<0.5	<0.01	<0.01	<0.01	<0.005	<0.01	<0.01	<0.01	<0.01	<0.0002	0.20	<0.0002	<0.005	<0.05	<0.005	<0.1	0.0032	<0.01	<0.005
	10/11/2022	<0.009	<0.0005	0.029	<0.5	<0.01	<0.01	<0.01	<0.005	<0.01	<0.01	<0.01	<0.01	<0.0002	0.19	<0.0002	<0.005	<0.05	<0.005	<0.1	0.0032	<0.01	<0.005
GS-29D	12/11/2017	<0.009	<0.0005	0.012	<0.5	<0.01	<0.01	<0.01	<0.005	<0.01	<0.01	<0.01	0.02	<0.0002	1.34	<0.0002	<0.005	<0.05	<0.005	<0.1	0.0146	<0.01	<0.005
	2/16/2018	0.012	<0.0005	0.011	<0.5	0.01	<0.01	<0.01	<0.005	<0.01	<0.01	<0.01	0.02	<0.0002	1.37	<0.0002	<0.005	<0.05	<0.005	<0.1	0.0132	<0.01	<0.005
	4/17/2018	<0.009	<0.0005	0.01	<0.5	0.01	<0.01	<0.01	<0.005	<0.01	<0.01	<0.01	0.02	<0.0002	1.51	<0.0002	<0.005	<0.05	<0.005	<0.1	0.0116	<0.01	<0.005
	7/9/2018	<0.009	<0.0005	0.01	<0.5	0.01	<0.01	<0.01	<0.005	<0.01	<0.01	<0.01	0.02	<0.0002UJ	1.45	<0.0002	<0.005	<0.05	<0.005	<0.1	0.0099	<0.01	<0.005
	10/2/2018	<0.009	<0.0005	0.01	<0.5	0.01	<0.01	<0.01	<0.005	<0.01	<0.01	<0.01	0.02	<0.0002	1.43	<0.0002	<0.005	<0.05	<0.005	<0.1	0.009	<0.01	<0.005
	1/14/2019	<0.009	<0.0005	0.01	<0.5	0.01	<0.01	<0.01	<0.005	<0.01	<0.01	<0.01	0.02	<0.0002UJ	1.52	<0.0002	<0.005	<0.05	<0.005	<0.1	0.008	<0.01	<0.005
	4/8/2019	<0.009	<0.0005	0.01	<0.5	0.01	<0.01	<0.01	<0.005	<0.01	<0.01	<0.01	0.01	<0.0002	1.41	<0.0002	<0.005	<0.05	<0.005	<0.1	0.0075	<0.01	<0.005
	7/15/2019	<0.009UJ	<0.0005	0.01	<0.5	0.01	<0.01	<0.01	<0.005	<0.01	<0.01	<0.01	0.02	<0.0002	1.41	<0.0002	<0.005	<0.05	<0.005	<0.1	0.008	<0.01	<0.005
	10/1/2019	<0.009	<0.0005	0.01	<0.5	0.01	<0.01	<0.01	<0.005	<0.01	<0.01	<0.01	0.01	<0.0002	1.46	<0.0002	<0.005	<0.05	<0.005	<0.1	0.0078	<0.01	<0.005
	1/15/2020	<0.009	<0.0005	0.01	<0.5UJ	<0.01	<0.01	<0.01	<0.005	<0.01	<0.01	<0.01	0.02	<0.0002	1.46	<0.0002	<0.005	<0.05	<0.005	<0.1	0.0076	<0.01	<0.005
	4/7/2020	<0.009	<0.0005	0.01	<0.5	0.01	<0.01	<0.01	<0.005	<0.01	<0.01	<0.01	0.02	<0.0002	1.49	<0.0002	<0.005	<0.05	<0.005	<0.1	0.0075	<0.01	<0.005
	9/29/2020	<0.009	<0.0005	0.009	<0.5	0.01	<0.01	<0.01	<0.005	<0.01	<0.01	<0.01	0.02	<0.0002	1.5	<0.0002	<0.005	<0.05	<0.005	<0.1	0.0066	<0.01	<0.005

Attachment 3

Parrot Tailings Waste Removal Project

CSM Addendum

MINOR METALS

Sample Name	Sample Date	Al mg/L	Sb mg/L	Ba mg/L	Br mg/L	Ce mg/L	Ga mg/L	La mg/L	Nd mg/L	Nb mg/L	Pd mg/L	Pr mg/L	Rb mg/L	Ag mg/L	Sr mg/L	Tl mg/L	Th mg/L	Sn mg/L	Ti mg/L	W mg/L	U mg/L	V mg/L	Zr mg/L
GS-29SR	11/28/2017	<0.009	<0.0005	0.061	<0.5	<0.01	<0.01	<0.01	<0.005	<0.01	<0.01	<0.01	<0.01	<0.0002	0.4	0.0003	<0.005	<0.05	<0.005	<0.1	0.0106	<0.01	<0.005
	2/6/2018	<0.009	<0.0005	0.059	<0.5	<0.01	<0.01	<0.01	<0.005	<0.01	<0.01	<0.01	<0.01	<0.0002	0.38	<0.0002	<0.005	<0.05	<0.005	<0.1	0.0105	<0.01	<0.005
	4/9/2018	<0.009	<0.0005	0.071	<0.5	<0.01	<0.01	<0.01	<0.005	<0.01	<0.01	<0.01	<0.01	<0.0002	0.37	<0.0002	<0.005	<0.05	<0.005	<0.1	0.009	<0.01	<0.005
	7/9/2018	<0.009	<0.0005	0.059	<0.5	<0.01	<0.01	<0.01	<0.005	<0.01	<0.01	<0.01	<0.01	<0.0002UJ	0.35	<0.0002	<0.005	<0.05	<0.005	<0.1	0.0101	<0.01	<0.005
	10/2/2018	<0.009	<0.0005	0.054	<0.5	<0.01	<0.01	<0.01	<0.005	<0.01	<0.01	<0.01	<0.01	<0.0002	0.35	<0.0002	<0.005	<0.05	<0.005	<0.1	0.0102	<0.01	<0.005
	1/14/2019	<0.009	<0.0005	0.062	<0.5	<0.01	<0.01	<0.01	<0.005	<0.01	<0.01	<0.01	<0.01	<0.0002UJ	0.39	<0.0002	<0.005	<0.05	<0.005	<0.1	0.0103	<0.01	<0.005
	4/8/2019	0.049	<0.0005	0.046	<0.5	<0.01	<0.01	<0.01	<0.005	<0.01	<0.01	<0.01	<0.01	<0.0002	0.13	<0.0002	<0.005	<0.05	<0.005	<0.1	0.0007	<0.01	<0.005
	7/15/2019	<0.009UJ	<0.0005	0.054	<0.5	<0.01	<0.01	<0.01	<0.005	<0.01	<0.01	<0.01	<0.01	<0.0002	0.31	<0.0002	<0.005	<0.05	<0.005	<0.1	0.0108	<0.01	<0.005
	10/1/2019	<0.009	<0.0005	0.058	<0.5	<0.01	<0.01	<0.01	<0.005	<0.01	<0.01	<0.01	<0.01	<0.0002	0.38	<0.0002	<0.005	<0.05	<0.005	<0.1	0.0112	<0.01	<0.005
	1/15/2020	<0.009	<0.0005	0.057	<0.5UJ	<0.01	<0.01	<0.01	<0.005	<0.01	<0.01	<0.01	<0.01	<0.0002	0.36	<0.0002	<0.005	<0.05	<0.005	<0.1	0.01	<0.01	<0.005
	4/7/2020	<0.009	<0.0005	0.058	<0.5	<0.01	<0.01	<0.01	<0.005	<0.01	<0.01	<0.01	<0.01	<0.0002	0.36	<0.0002	<0.005	<0.05	<0.005	<0.1	0.0109	<0.01	<0.005
	7/7/2020	<0.009	<0.0005	0.049	<0.5	<0.01	<0.01	<0.01	<0.005	<0.01	<0.01	<0.01	<0.01	<0.0002	0.33	<0.0002	<0.005	<0.05	<0.005	<0.1	0.0089	<0.01	<0.005
	9/29/2020	<0.009	<0.0005	0.051	<0.5	<0.01	<0.01	<0.01	<0.005	<0.01	<0.01	<0.01	<0.01	<0.0002	0.33	<0.0002	<0.005	<0.05	<0.005	<0.1	0.0082	<0.01	<0.005
	1/12/2021	<0.009	<0.0005	0.057	<0.5	<0.01	<0.01	<0.01	<0.005	<0.01	<0.01	<0.01	<0.01	<0.0002	0.35	<0.0002	<0.005	<0.05	<0.005	<0.1	0.0096	<0.01	<0.005
	4/1/2021	<0.009	<0.0005	0.055	<0.5	<0.01	<0.01	<0.01	<0.005	<0.01	<0.01	<0.01	<0.01	<0.0002	0.36	<0.0002	<0.005	<0.05	<0.005	<0.1	0.0092	<0.01	<0.005
	7/6/2021	<0.009	<0.0005	0.054	<0.5	<0.01	<0.01	<0.01	<0.005	<0.01	<0.01	<0.01	<0.01	<0.0002	0.33	<0.0002	<0.005	<0.05	<0.005	<0.1	0.0087	<0.01	<0.005
	10/6/2021	<0.009	<0.0005	0.052	<0.5	<0.01	<0.01	<0.01	<0.005	<0.01	<0.01	<0.01	<0.01	<0.0002	0.32	<0.0002	<0.005	<0.05	<0.005	<0.1	0.0067	<0.01	<0.005
	1/5/2022	<0.009	<0.0005	0.05	<0.5	<0.01	<0.01	<0.01	<0.005	<0.01	<0.01	<0.01	<0.01	<0.0002	0.31	<0.0002	<0.005	<0.05	<0.005	<0.1	0.0068	<0.01	<0.005
	5/25/2022	<0.009	<0.0005	0.05	<0.5	<0.01	<0.01	<0.01	<0.005	<0.01	<0.01	<0.01	<0.01	<0.0002	0.31	<0.0002	<0.005	<0.05	<0.005	<0.1	0.007	<0.01	<0.005
	7/19/2022	<0.009	<0.0005	0.053	<0.5	<0.01	<0.01	<0.01	<0.005	<0.01	<0.01	<0.01	<0.01	<0.0002	0.32	<0.0002	<0.005	<0.05	<0.005	<0.1	0.0080	<0.01	<0.005
	10/12/2022	<0.009	<0.0005	0.048	<0.5	<0.01	<0.01	<0.01	<0.005	<0.01	<0.01	<0.01	<0.01	<0.0002	0.31	<0.0002	<0.005	<0.05	<0.005	<0.1	0.0072	<0.01	<0.005
GS-40R	12/5/2017	0.52	<0.0005	0.006	<0.5	<0.01	<0.01	0.02	<0.005	<0.01	<0.01	<0.01	0.08	<0.0002	2.36	0.0006	<0.005	<0.05	<0.005	<0.1	0.0011	<0.01	<0.005
	2/13/2018	0.519	<0.0005	0.007	<0.5	<0.01	<0.01	0.02	<0.005	<0.01	<0.01	<0.01	0.08	<0.0002	2.28	0.0006	<0.005	<0.05	<0.005	<0.1	0.0012	<0.01	<0.005
	4/15/2018	0.41	<0.0005	0.006	<0.5	<0.01	<0.01	0.02	<0.005	<0.01	<0.01	<0.01	0.09	<0.0002	2.33	0.0006	<0.005	<0.05	<0.005	<0.1	0.0011	<0.01	<0.005
	6/28/2018	0.453	<0.0005	0.006	<0.5	<0.01	<0.01	0.02	<0.005	<0.01	<0.01	<0.01	0.08	<0.0002	2.25	0.0007	<0.005	<0.05	<0.005	<0.1	0.0012	<0.01	<0.005
	10/5/2018	0.432	<0.0005	0.006	<0.5	<0.01	<0.01	0.01	<0.005	<0.01	<0.01	<0.01	0.08	<0.0002	2.17	0.0006	<0.005	<0.05	<0.005	<0.1	0.0011	<0.01	<0.005
	1/18/2019	0.35	<0.0005	0.007	<0.5	<0.01	<0.01	0.01	<0.005	<0.01	<0.01	<0.01	0.08	<0.0002	2.19	0.0006	<0.005	<0.05	<0.005	<0.1	0.0011	<0.01	<0.005
	4/12/2019	0.364	<0.0005	0.006	<0.5	<0.01	<0.01	0.01	<0.005	<0.01	<0.01	<0.01	0.08	<0.0002	2.05	0.0006	<0.005	<0.05	<0.005	<0.1	0.001	<0.01	<0.005
	7/17/2019	0.238	<0.0005	0.006	<0.5UJ	<0.01	<0.01	0.01	<0.005	<0.01	<0.01	<0.01	0.08	<0.0002	1.88	0.0006	<0.005	<0.05	<0.005	<0.1	0.001	<0.01	<0.005
	10/4/2019	0.404	<0.0005	0.007	<0.5	<0.01	<0.01	0.01	<0.005	<0.01	<0.01	<0.01	0.08J+	<0.0002	2.03	0.0006	<0.005	<0.05	<0.005	<0.1	0.001	<0.01	<0.005
	1/22/2020	0.481	<0.0005	0.007	<0.5	<0.01	<0.01	0.01	<0.005	<0.01	<0.01	<0.01	0.08	<0.0002	2.05	0.0007	<0.005	<0.05	<0.005	<0.1	0.0011	<0.01	<0.005
	4/13/2020	0.54J+	<0.0005	0.007	<0.5	<0.01	<0.01	0.01	<0.005	<0.01	<0.01	<0.01	0.08	<0.0002	2.16J+	0.0007	<0.005	<0.05	<0.005	<0.1	0.0011	<0.01	<0.005
	7/8/2020	0.619	<0.0005	0.007	<0.5	<0.01	<0.01	0.01	<0.005	<0.01	<0.01	<0.01	0.08	<0.0002	1.96	0.0006	<0.005	<0.05	<0.005	<0.1	0.0011	<0.01	<0.005
	10/2/2020	0.417	<0.0005	0.007	<0.5	<0.01	<0.01	0.01	<0.005	<0.01	<0.01	<0.01	0.09	<0.0002	2.13J-	0.0006	<0.005	<0.05	<0.005	<0.1	0.0009	<0.01	<0.005
	1/19/2021	0.501	<0.0005	0.007	<0.5	<0.01	<0.01	0.01	<0.005	<0.01	<0.01	<0.01	0.02	<0.0002	2.14	0.0007	<0.005	<0.05	<0.005	<0.1	0.0011	<0.01	<0.005
	4/7/2021	0.453	<0.0005	0.007	<0.5	<0.01	<0.01	0.01	<0.005	<0.01	<0.01	<0.01	0.09	<0.0002	2.07	0.0007	<0.005	<0.05	<0.005	<0.1	0.0011	<0.01	<0.005
	7/12/2021	0.481	<0.0005	0.007	<0.5	<0.01	<0.01	0.01	<0.005	<0.01	<0.01	<0.01	0.08	<0.0002	1.93	0.0006	<0.005	<0.05	<0.005	<0.1	0.001	<0.01	<0.005
	10/13/2021	0.459	<0.0005	0.007	<0.5	<0.01	<0.01	0.01	<0.005	<0.01	<0.01	<0.01	0.08	<0.0002	2.06	0.0007	<0.005	<0.05	<0.005	<0.1	0.001	<0.01	<0.005
	1/12/2022	0.474	<0.0005	0.006	<0.5	<0.01	<0.01	0.01	<0.005	<0.01	<0.01	<0.01	0.08	0.0002	2.06	0.0006	<0.005	<0.05	<0.005	<0.1	0.001	<0.01	<0.005
	5/31/2022	0.392	<0.0005	0.007	<0.5	<0.01	<0.01	0.01	<0.005	<0.01	<0.01	<0.01	0.08	<0.0002	2.11	0.0007	<0.005	<0.05	<0.005	<0.1	0.001	<0.01	<0.005
	7/23/2022	0.444	<0.0005	0.007	<0.5	<0.01	<0.01	0.01	<0.005	<0.01	<0.01	<0.01	0.09	<0.0002	2.03	0.0006	<0.005	<0.05	<0.005	<0.1	0.0011	<0.01	<0.005
	10/17/2022	0.376	<0.0005	0.006	<0.5	<0.01	<0.01	0.01	<0.005	<0.01	<0.01	<0.01	0.08	<0.0002	2.01	0.0006	<0.005	<0.05	<0.005	<0.1	0.0010	<0.01	<0.005
GS-41D	12/5/2017	124	<0.0005	0.01	<1	<0.01	0.13	0.72	0.62	<0.01	<0.01	0.16	0.01	0.0028	2.29	<0.0002	<0.005	<0.05	<0.005	<0.1	0.433	0.31	<0.005
	2/14/2018	120	<0.0005	0.011	<1	<0.01	0.12	0.66	0.566	<0.01	<0.01	0.17	<0.01	0.0031	2.27	<0.0002	<0.005	<0.05	<0.005	<0.1	0.464	0.34	<0.005
	4/16/2018	138	<0.0005	0.01	<1	<0.01	0.11	0.67	0.572	<0.01	<0.01	0.16	<0.01	0.0018	2.44	<0.0002	<0.005	<0.05	<0.005	<0.1	0.442	0.31	<0.005
	6/27/2018	127	<0.0005	0.01	<1UJ	<0.01	0.03	0.71	0.629	<0.01	<0.01	0.17	<0.01	0.0029	2.31	<0.0002	<0.005	<0.05	<0.005	<0.1	0.478	0.33	<0.005
GS-41S	12/5/2017	62.4	<0.0005	0.009	0.6	<0.01	0.04	0.23	0.22	<0.01	<0.01	0.06	<0.01	<0.0002	1.79	<0.0002	<0.005	<0.05	<0.005	<0.1	0.239	0.24	<0.005
	2/14/2018	71.4	<0.0005	0.009	<0.5	<0.01	0.04	0.25	0.237	<0.01	<0.01	0.06	<0.01	<0.0002	1.89	<0.0002	<0.005	<0.05	<0.005	<0.1	0.254	0.23	<0.005
	4/16/2018	60.1	<0.0005	0.01	<0.5	<0.01	0.03	0.22	0.211	<0.01	<0.01	0.06	<0.01	<0.0002	1.88	<0.0002	<0.005	<0.05	<0.005	<0.1	0.254	0.21	<0.005
	6/27/2018	59.8	<0.0005	0.009	<0.5UJ	<0.01	0.01	0.22	0.227	<0.01	<0.01	0.06	<0.01	<0.0002	1.8	<0.0002	<0.005	<0.05	<0.005	<0.1	0.23	0.16	<0.005

Attachment 3

Parrot Tailings Waste Removal Project

CSM Addendum

MINOR METALS

Sample Name	Sample Date	Al mg/L	Sb mg/L	Ba mg/L	Br mg/L	Ce mg/L	Ga mg/L	La mg/L	Nd mg/L	Nb mg/L	Pd mg/L	Pr mg/L	Rb mg/L	Ag mg/L	Sr mg/L	Tl mg/L	Th mg/L	Sn mg/L	Ti mg/L	W mg/L	U mg/L	V mg/L	Zr mg/L
GS-42D	12/6/2017	25	<0.0005	0.012	0.6	<0.01	0.08	0.33	0.215	<0.01	<0.01	0.06	0.03	0.0099	3.35	0.0002	<0.005	<0.05	<0.005	<0.1	0.1	<0.01	<0.005
	2/14/2018	28.3	<0.0005	0.012	<0.5	<0.01	0.08	0.36	0.233	<0.01	<0.01	0.07	0.03	0.0092	3.68	0.0002	<0.005	<0.05	<0.005	<0.1	0.111	<0.01	<0.005
	4/16/2018	24.6	<0.0005	0.012	<0.5	<0.01	0.07	0.34	0.221	<0.01	<0.01	0.07	0.03	0.0093	3.58	0.0002	<0.005	<0.05	<0.005	<0.1	0.103	<0.01	<0.005
	6/28/2018	25.8	<0.0005	0.012	<0.5UJ	<0.01	0.02	0.33	0.228	<0.01	<0.01	0.07	0.03	0.0111	3.48	<0.0002	<0.005	<0.05	<0.005	<0.1	0.113	<0.01	<0.005
	10/5/2018	25.7	<0.0005	0.012	<0.5	<0.01	0.03	0.33	0.215	<0.01	<0.01	0.06	0.03	0.0099	3.65	0.0002	<0.005	<0.05	<0.005	<0.1	0.116	<0.01	<0.005
	1/18/2019	24.9	<0.0005	0.013	<0.5	<0.01	0.02	0.39	0.275	<0.01	<0.01	0.08	0.03	0.0116	3.64	0.0003	<0.005	<0.05	<0.005	<0.1	0.1	<0.01	<0.005
	4/11/2019	20.3	<0.0005	0.013	<0.5	<0.01	0.02	0.32	0.224	<0.01	<0.01	0.07	0.04	0.0112	3.6	0.0002	<0.005	<0.05	<0.005	<0.1	0.0911	<0.01	<0.005
	7/17/2019	23.9	<0.0009	0.013J+	1.2	<0.01	0.02	0.29	0.195	<0.01	<0.01	0.06	0.03	0.0121	3.55	0.0002	<0.005	<0.05	<0.005	<0.1	0.092	<0.01	<0.005
	10/4/2019	22.5	<0.0005	0.013	<0.5	<0.01	<0.01	0.31	0.208	<0.01	<0.01	0.06	0.03J+	0.0124J	3.47	<0.0002	<0.005	<0.05	<0.005	<0.1	0.0916	<0.01	<0.005
	1/22/2020	23.6	<0.0005	0.013	<0.5	<0.01	<0.01	0.3	0.2	<0.01	<0.01	0.06	0.03	0.0108	3.6	0.0002	<0.005	<0.05	<0.005	<0.1	0.0994	<0.01	<0.005
	4/13/2020	23.7	<0.0005	0.013	<0.5	<0.01	<0.01	0.31	0.206	<0.01	<0.01	0.06	0.03	0.0114	3.6	<0.0002	<0.005	<0.05	<0.005	<0.1	0.0986	<0.01	<0.005
	7/10/2020	25	<0.0005	0.013	<0.5	<0.01	<0.01	0.33	0.222	<0.01	<0.01	0.07	0.03	0.0109	3.51	0.0002	<0.005	<0.05	<0.005	<0.1	0.102	<0.01	<0.005
	10/2/2020	23.6	<0.0005	0.012	<0.5	<0.01	<0.01	0.33	0.224	<0.01	<0.01	0.06	0.03	0.0088	3.62	<0.0002	<0.005	<0.05	<0.005	<0.1	0.0939	<0.01	<0.005
	1/19/2021	24.3	<0.0005	0.013	<0.5	<0.01	<0.01	0.31	0.201	<0.01	<0.01	0.06	<0.01UJ	0.0105	3.61	<0.0002	<0.005	<0.05	<0.005	<0.1	0.106	<0.01	<0.005
	3/9/2021	22	<0.0005	0.013	<0.5	<0.01	0.02	0.32	0.217	<0.01	<0.01	0.07	0.03	0.0103	3.58	0.0002	<0.005	<0.05	<0.005	<0.1	0.0994	<0.01	<0.005
GS-42S	12/6/2017	75	<0.0005	0.012	0.8	<0.01	0.06	0.32	0.257	<0.01	<0.01	0.07	<0.01	0.0002	1.79	<0.0002	<0.005	<0.05	<0.005	<0.1	0.131	0.1	<0.005
	2/14/2018	84.5	<0.0005	0.012	<0.5	<0.01	0.06	0.37	0.301	<0.01	<0.01	0.08	<0.01	<0.0002	1.95	<0.0002	<0.005	<0.05	<0.005	<0.1	0.126	0.1	<0.005
	4/16/2018	76.6	<0.0005	0.01	<0.5	<0.01	0.05	0.3	0.243	<0.01	<0.01	0.07	<0.01	<0.0002	1.72	<0.0002	<0.005	<0.05	<0.005	<0.1	0.109	0.09	<0.005
	6/28/2018	59.6	<0.0005	0.011	<0.5UJ	<0.01	0.01	0.27	0.229	<0.01	<0.01	0.06	<0.01	<0.0002	1.47	<0.0002	<0.005	<0.05	<0.005	<0.1	0.0999	0.08	<0.005
	10/5/2018	51.7	<0.0005	0.012	<0.5	<0.01	0.01	0.23	0.192	<0.01	<0.01	0.06	<0.01	<0.0002	1.49	<0.0002	<0.005	<0.05	<0.005	<0.1	0.0941	0.07	<0.005
	1/18/2019	54.1	<0.0005	0.012	<0.5	<0.01	0.01	0.26	0.219	<0.01	<0.01	0.06	<0.01	<0.0002	1.63	<0.0002	<0.005	<0.05	<0.005	<0.1	0.0807	0.06	<0.005
	4/11/2019	49.8	<0.0005	0.011	<0.5	<0.01	<0.01	0.33	0.21	<0.01	<0.01	0.06	<0.01	<0.0002	1.47	<0.0002	<0.005	<0.05	<0.005	<0.1	0.0654	0.05	<0.005
	7/17/2019	51	<0.0009	0.011J+	<0.5	<0.01	0.01	0.22	0.182	<0.01	<0.01	0.05	<0.01	<0.0002	1.52	<0.0002	<0.005	<0.05	<0.005	<0.1	0.0682	0.05	<0.005
	10/4/2019	54.1	<0.0005	0.012	<0.5	<0.01	<0.01	0.27	0.223	<0.01	<0.01	0.06	<0.01	0.0003	1.68	<0.0002	<0.005	<0.05	<0.005	<0.1	0.0798	0.06	<0.005
	1/22/2020	74	<0.0005	0.012	<0.5	<0.01	<0.01	0.33	0.27	<0.01	<0.01	0.07	<0.01	<0.0002	1.98	<0.0002	<0.005	<0.05	<0.005	<0.1	0.111	0.08	<0.005
	4/13/2020	76.4J+	<0.0005	0.011	<1	<0.01	<0.01	0.35	0.282	<0.01	<0.01	0.08	<0.01	<0.0002	1.95J+	<0.0002	<0.005	<0.05	<0.005	<0.1	0.103	0.08	<0.005
	7/10/2020	57	<0.0005	0.01	0.6	<0.01	<0.01	0.27	0.224	<0.01	<0.01	0.06	<0.01	0.0007	1.55	<0.0002	<0.005	<0.05	<0.005	<0.1	0.0902	0.04	<0.005
	10/2/2020	61.7	<0.0005	0.01	<0.5	<0.01	<0.01	0.29	0.255	<0.01	<0.01	0.07	<0.01	0.0004	1.72	<0.0002	<0.005	<0.05	<0.005	<0.1	0.0942	0.06	<0.005
	1/19/2021	72.1	<0.0005	0.012	<0.5	<0.01	<0.01	0.31	0.259	<0.01	<0.01	0.07	<0.01UJ	0.0002	1.89	<0.0002	<0.005	<0.05	<0.005	<0.1	0.124	0.09	<0.005
	3/9/2021	73.6	<0.0005	0.01	<0.5	<0.01	0.02	0.36	0.297	<0.01	<0.01	0.08	<0.01	<0.0002	1.79	<0.0002	<0.005	<0.05	<0.005	<0.1	0.12	0.08	<0.005
IDW-Outfall	10/7/2019	40.3	<0.0005	0.02	0.5	<0.01	<0.01	0.28	0.283	<0.01	<0.01	0.08	0.02	0.003	2.24	<0.0002	<0.005	<0.05	<0.005	<0.1	0.183	<0.01	<0.005
	10/21/2019	52.9	<0.0005	0.017	<0.5	<0.01	0.02	0.39	0.396	<0.01	<0.01	0.11	0.02J+	0.0043	2.48	0.0002	<0.005	<0.05	<0.005	<0.1	0.236	<0.01	<0.005
	10/28/2019	52.5	<0.0005	0.015	<0.5	<0.01	<0.01	0.37	0.376	<0.01	<0.01	0.1	0.02	0.0042	2.29	0.0002	<0.005	<0.05	<0.005	<0.1	0.249	<0.01	<0.005
	3/27/2020	17.5J	<0.0005	0.014	<0.5	<0.01	<0.01	0.12	0.12	<0.01	<0.01	0.03	0.01	0.0015	1.62	<0.0002	<0.005	<0.05	<0.005	<0.1	0.0828	<0.01	<0.005
	4/2/2020	23.8J	<0.0005	0.015	<0.5	<0.01	<0.01	0.16	0.157	<0.01	<0.01	0.04	0.01	0.0019	1.89	<0.0002	<0.005	<0.05	<0.005UJ	<0.1	0.098	<0.01	<0.005
	4/9/2020	33.4J	<0.0005	0.014	<0.5	<0.01	<0.01	0.24	0.242	<0.01	<0.01	0.06	0.02	0.0034	2.14	<0.0002	<0.005	<0.05	<0.005UJ	<0.1	0.147	<0.01	<0.005
	4/14/2020	44.1J	<0.0005	0.014	<0.5	<0.01	<0.01	0.32	0.327	<0.01	<0.01	0.09	0.02	0.0038	2.32	<0.0002	<0.005	<0.05	<0.005UJ	<0.1	0.198	<0.01	<0.005
	5/14/2020	55.5	<0.0005	0.013	<0.5	<0.01	<0.01	0.38	0.38	<0.01	<0.01	0.1	0.02	0.0038	2.45	0.0002	<0.005	<0.05	<0.005	<0.1	0.245	<0.01	<0.005
	6/15/2020	50.1	<0.0005	0.012	<1	<0.01	<0.01	0.37	0.367	<0.01	<0.01	0.1	0.02	0.0043	2.46	0.0002	<0.005	<0.05	<0.005	<0.1	0.238	<0.01	<0.005
	7/14/2020	51.5	<0.0005	0.013	<0.5	<0.01	<0.01	0.38	0.388	<0.01	<0.01	0.1	0.02	0.0042	2.34	0.0002	<0.005	<0.05	<0.005	<0.1	0.25	<0.01	<0.005
	8/13/2020	53.8	<0.0005	0.013	<0.5	<0.01	<0.01	0.36	0.347	<0.01	0.05	0.09	0.02	0.0043	2.43	0.0002	<0.005	<0.05	<0.005	<0.1	0.249	<0.01	<0.005
	9/28/2020	50.1	<0.0005	0.013	<0.5	<0.01	<0.01	0.37	0.348	<0.01	<0.01	0.09	0.02	0.0048	2.28	0.0002	<0.005	<0.05	<0.005	<0.1	0.214	<0.01	<0.005
	10/29/2020	48.8	<0.0005	0.012	<0.5	<0.01	<0.01	0.3	0.297	<0.01	<0.01	0.08	0.02	0.0041	2.27	<0.0002	<0.005	<0.05	<0.005	<0.1	0.228	<0.01	<0.005
	3/12/2021	18.8	<0.0005	0.019	<0.5	<0.01	0.01	0.13	0.123	<0.01	<0.01	0.03	0.01	0.0023	1.63	<0.0002	<0.005	<0.05	<0.005	<0.1	0.082	<0.01	<0.005
	4/8/2021	48	<0.0005	0.013	<0.5UJ	<0.01	0.03	0.34	0.325	<0.01	<0.01	0.09	0.02	0.0034	2.27	0.0002	<0.005	<0.05	<0.005	<0.1	0.241	<0.01	<0.005
	8/20/2021	36.3	<0.0005	0.017	<0.5	<0.01	0.03	0.28	0.268	<0.01	<0.01	0.07	0.02	0.001	2.29	<0.007	0.009	<0.05	<0.005	<0.1	0.172J+	<0.01	<0.005
	9/21/2021	41.1	<0.0005	0.012	<0.5	<0.01	0.03	0.3	0.291	<0.01	<0.01	0.08	0.02	0.0025	2.22	<0.0002	<0.006	<0.05	<0.005	<0.1	0.198	<0.01	<0.005
	10/13/2021	40.8	<0.0005	0.013	<0.5	<0.01	0.02	0.3	0.285	<0.01	<0.01	0.07	0.02	0.0025	2.32	0.0002	<0.005	<0.05	<0.005	<0.1	0.192	<0.01	<0.005
	11/30/2021	39.6	<0.0005	0.012	<0.5	<0.01	0.02	0.3	0.285	<0.01	<0.01	0.08	0.02	0.0028J-	2.29	<0.0002	<0.005	<0.05	<0.005	<0.1	0.204	<0.01	<0.005
	12/23/2021	39	<0.0005	0.013	<1	<0.01	0.03	0.3	0.291	<0.01	<0.01	0.08	0.02	0.0031	2.45	0.0002	<0.005	<0.05	<0.005	<0.1	0.187J+	0.01	<0.005
	1/13/2022	41.9	<0.0005	0.013	<1	<0.01	0.02	0.3	0.276	<0.01	<0.01	0.07	0.02	0.0029	2.35	0.0002	<0.005	<0.05	<0.005	<0.1	0.201	0.01	<0.005
	2/17/2022	38.4	<0.0005	0.011	<1	<0.01	0.02	0.29	0.267	<0.01	<0.01	0.07	0.02	0.0031	2.21	0.0006	<0.005	<0.05	<0.005	<0.1	0.172	0.01	<0.005
	3/19/2022	40.4	<0.0005	0.012	<1	<0.01	0.02	0.29	0.276	<0.01	<0.01	0.07	0.02	0.0029	2.3	<0.0002	<0.005	<0.05	<0.005	<0.1	0.193	<0.01	<0.005
	4/19/2022	43.3	<0.0005	0.011	<1	<0.01	0.02	0.29	0.273	<0.01	<0.01	0.07	0.02	0.0031	2.18	<0.0002	<0.005	<0.05	<0.005	<0.1	0.178	0.01	<0.005
	7/25/2022	36.5	<0.0005	0.013	<0.5	<0.01	0.02	0.27	0.237	<0.01	<0.01	0.07	0.02	0.0023	2.11	<0.0002	<0.005	<0.05	<0.005	<0.1	0.218	0.02	<0.005
	8/31/2022	39.7	<0.0005	0.013	<0.5	<0.01	0.04	0.29	0.269	<0.01	<0.01	0.07	0.02	0.0034	2.22	0.0002	<0.005	<0.05	<0.005	<0.1	0.196	0.03	<0.005
	9/19/2022	45.8	<0.0005	0.014	<0.5	<0.01	0.04	0.30	0.283	<0.01	<0.01	0.08	0.02	0.0021	2.16	<0.0002	<0.005	<0.05	<0.005	<0.1	0.243	0.03	<0.005
	11/7/2022	39.5	<0.0005	0.013	<0.5	<0.01	0.04	0.28	0.255	<0.01	<0.01	0.07	0.02	0.0029	2.10	<0.0002	<0.005	<0.05	<0.005	<0.1	0.196	0.04	<0.005

Attachment 3

Parrot Tailings Waste Removal Project

CSM Addendum

MINOR METALS

Sample Name	Sample Date	Al mg/L	Sb mg/L	Ba mg/L	Br mg/L	Ce mg/L	Ga mg/L	La mg/L	Nd mg/L	Nb mg/L	Pd mg/L	Pr mg/L	Rb mg/L	Ag mg/L	Sr mg/L	Tl mg/L	Th mg/L	Sn mg/L	Ti mg/L	W mg/L	U mg/L	V mg/L	Zr mg/L
MF-07	12/3/2017	<0.009	<0.0005	0.032	1.2	<0.01	<0.01	<0.01	<0.005	<0.01	<0.01	<0.01	<0.01	<0.0002	1.38	<0.0002	<0.005	<0.05	<0.005	<0.1	0.0287	<0.01	<0.005
	2/8/2018	0.014	<0.0005	0.035	0.9	<0.01	<0.01	<0.01	<0.005	<0.01	<0.01	<0.01	<0.01	<0.0002	1.3	<0.0002	<0.005	<0.05	<0.005	<0.1	0.034	<0.01	<0.005
	4/11/2018	<0.009	<0.0005	0.03	0.6	<0.01	<0.01	<0.01	<0.005	<0.01	<0.01	<0.01	<0.01	<0.0002	1.37	<0.0002	<0.005	<0.05	<0.005	<0.1	0.0301	<0.01	<0.005
	7/11/2018	0.014	<0.0005	0.039	0.8	<0.01	<0.01	<0.01	0.009	<0.01	<0.01	<0.01	<0.01	<0.0002	1.62	<0.0002	<0.005	<0.05	<0.005	<0.1	0.0336	<0.01	<0.005
	10/4/2018	0.013	<0.0005	0.044	1	<0.01	<0.01	<0.01	<0.005	<0.01	<0.01	<0.01	<0.01	<0.0002	1.87	<0.0002	<0.005	<0.05	<0.005	<0.1	0.0391	<0.01	<0.005
	1/15/2019	<0.009	<0.0005	0.037	1.1	<0.01	<0.01	<0.01	<0.005	<0.01	<0.01	<0.01	<0.01	<0.0002	1.53	<0.0002	<0.005	<0.05	<0.005	<0.1	0.0374	<0.01	<0.005
	4/9/2019	0.05	<0.0005	0.036	0.6	<0.01	<0.01	<0.01	<0.005	<0.01	<0.01	<0.01	<0.01	<0.0002UJ	1.53	<0.0002	<0.005	<0.05	<0.005	<0.1	0.0264	<0.01	<0.005
	7/16/2019	0.015	<0.0005	0.042	0.8	<0.01	<0.01	<0.01	<0.005	<0.01	<0.01	<0.01	<0.01	<0.0002	1.63	<0.0002	<0.005	<0.05	<0.005	<0.1	0.0364	<0.01	<0.005
	10/2/2019	0.01	<0.0005	0.048	0.9	<0.01	<0.01	<0.01	<0.005	<0.01	<0.01	<0.01	<0.01	<0.0002	1.95	<0.0002	<0.005	<0.05	<0.005	<0.1	0.0373	<0.01	<0.005
	1/17/2020	<0.009	<0.0005	0.039	1.1	<0.01	<0.01	<0.01	<0.005	<0.01	<0.01	<0.01	<0.01	<0.0002	1.7	<0.0002	<0.005	<0.05	<0.005	<0.1	0.04	<0.01	<0.005
	4/10/2020	0.029	<0.0005	0.037	1.1J-	<0.01	<0.01	<0.01	<0.005	<0.01	<0.01	<0.01	<0.01	<0.0002	1.61	<0.0002	<0.005	<0.05	<0.005	<0.1	0.0426	<0.01	<0.005
	7/8/2020	0.017	<0.0005	0.037	0.8	<0.01	<0.01	<0.01	<0.005	<0.01	<0.01	<0.01	<0.01	<0.0002	1.62	<0.0002	<0.005	<0.05	<0.005	<0.1	0.0339	<0.01	<0.005
	10/1/2020	<0.009	<0.0005	0.034	0.9	<0.01	<0.01	<0.01	<0.005	<0.01	<0.01	<0.01	<0.01	<0.0002	1.39	<0.0002	<0.005	<0.05	<0.005	<0.1	0.0289	<0.01	<0.005
	1/15/2021	<0.009	<0.0005	0.035	1	<0.01	<0.01	<0.01	<0.005	<0.01	<0.01	<0.01	<0.01	<0.0002	1.39	<0.0002	<0.005	<0.05	<0.005	<0.1	0.0352	<0.01	<0.005
	4/6/2021	<0.009	<0.0005	0.032	0.9	<0.01	<0.01	<0.01	<0.005	<0.01	<0.01	<0.01	<0.01	<0.0002	1.33	<0.0002	<0.005	<0.05	<0.005	<0.1	0.0345	<0.01	<0.005
	7/9/2021	<0.009	<0.0005	0.033	0.8	<0.01	<0.01	<0.01	<0.005	<0.01	<0.01	<0.01	<0.01	<0.0002	1.29	<0.0002	<0.005	<0.05	<0.005	<0.1	0.034	<0.01	<0.005
	10/11/2021	<0.009	<0.0005	0.036	0.9	<0.01	<0.01	<0.01	<0.005	<0.01	<0.01	<0.01	<0.01	<0.0002	1.38	<0.0002	<0.005	<0.05	<0.005	<0.1	0.032	<0.01	<0.005
	1/11/2022	<0.009	<0.0005	0.034	1	<0.01	<0.01	<0.01	<0.005	<0.01	<0.01	<0.01	<0.01	<0.0002	1.4	<0.0002	<0.005	<0.05	<0.005	<0.1	0.0314	<0.01	<0.005
	5/27/2022	<0.009	<0.0005	0.033	1	<0.01	<0.01	<0.01	<0.005	<0.01	<0.01	<0.01	<0.01	<0.0002	1.41	<0.0002	<0.005	<0.05	<0.005	<0.1	0.0366	<0.01	<0.005
	7/21/2022	<0.009	<0.0005	0.031	0.8	<0.01	<0.01	<0.01	<0.005	<0.01	<0.01	<0.01	<0.01	<0.0002	1.32	<0.0002	<0.005	<0.05	<0.005	<0.1	0.0340	<0.01	<0.005
	10/13/2022	<0.009	<0.0005	0.037	1.0	<0.01	<0.01	<0.01	<0.005	<0.01	<0.01	<0.01	<0.01	<0.0002	1.47	<0.0002	<0.005	<0.05	<0.005	<0.1	0.0339	<0.01	<0.005
MF-07B	12/4/2017	0.017	<0.0005	0.029	<0.5	<0.01	<0.01	<0.01	<0.005	<0.01	<0.01	<0.01	<0.01	<0.0002	1.26	<0.0002	<0.005	<0.05	<0.005	<0.1	0.0022	<0.01	<0.005
	2/8/2018	0.033	<0.0005	0.027	<0.5	<0.01	<0.01	<0.01	<0.005	<0.01	<0.01	<0.01	0.01	<0.0002	1.2	<0.0002	<0.005	<0.05	<0.005	<0.1	0.003	<0.01	<0.005
	4/12/2018	0.013	<0.0005	0.019	<0.5	<0.01	<0.01	<0.01	<0.005	<0.01	<0.01	<0.01	0.01	<0.0002	1.17	<0.0002	<0.005	<0.05	<0.005	<0.1	0.0024	<0.01	<0.005
	7/11/2018	0.012J+	<0.0005	0.02	<0.5	<0.01	<0.01	<0.01	<0.005	<0.01	<0.01	<0.01	0.01	<0.0002	1.18	<0.0002	<0.005	<0.05	<0.005	<0.1	0.0024	<0.01	<0.005
	10/4/2018	0.01	<0.0005	0.02	<0.5	<0.01	<0.01	<0.01	<0.005	<0.01	<0.01	<0.01	0.01	<0.0002	1.22	<0.0002	<0.005	<0.05	<0.005	<0.1	0.0027	<0.01	<0.005
	1/15/2019	0.04	<0.0005	0.02	<0.5	<0.01	<0.01	<0.01	<0.005	<0.01	<0.01	<0.01	0.01	<0.0002	1.2	<0.0002	<0.005	<0.05	<0.005	<0.1	0.0028	<0.01	<0.005
	4/9/2019	<0.009	<0.0005	0.019	<0.5	<0.01	<0.01	<0.01	<0.005	<0.01	<0.01	<0.01	0.01	<0.0002UJ	1.19	<0.0002	<0.005	<0.05	<0.005	<0.1	0.0032	<0.01	<0.005
	7/16/2019	0.01	<0.0005	0.019	<0.5	<0.01	<0.01	<0.01	<0.005	<0.01	<0.01	<0.01	0.01	<0.0002	1.11	<0.0002	<0.005	<0.05	<0.005	<0.1	0.0028	<0.01	<0.005
	10/2/2019	<0.009	<0.0005	0.02	<0.5	<0.01	<0.01	<0.01	<0.005	<0.01	<0.01	<0.01	0.01	<0.0002	1.2	<0.0002	<0.005	<0.05	<0.005	<0.1	0.0026	<0.01	<0.005
	1/17/2020	<0.009	<0.0005	0.019	<0.5	<0.01	<0.01	<0.01	<0.005	<0.01	<0.01	<0.01	0.01	<0.0002	1.19	<0.0002	<0.005	<0.05	<0.005	<0.1	0.0027	<0.01	<0.005
	4/10/2020	0.025	<0.0005	0.02	<0.5UJ	<0.01	<0.01	<0.01	<0.005	<0.01	<0.01	<0.01	0.01	<0.0002	1.19	<0.0002	<0.005	<0.05	<0.005	<0.1	0.0033	<0.01	<0.005
	7/8/2020	0.022	<0.0005	0.02	<0.5	<0.01	<0.01	<0.01	<0.005	<0.01	<0.01	<0.01	0.01	<0.0002	1.19	<0.0002	<0.005	<0.05	<0.005	<0.1	0.0033	<0.01	<0.005
	10/1/2020	<0.009	<0.0005	0.02	<0.5	<0.01	<0.01	<0.01	<0.005	<0.01	<0.01	<0.01	0.01	<0.0002	1.2	<0.0002	<0.005	<0.05	<0.005	<0.1	0.0022	<0.01	<0.005
	1/15/2021	<0.009	<0.0005	0.022	<0.5	<0.01	<0.01	<0.01	<0.005	<0.01	<0.01	<0.01	<0.01	0.0002	1.23	<0.0002	<0.005	<0.05	<0.005	<0.1	0.0026	<0.01	<0.005
	4/6/2021	<0.009	<0.0005	0.021	<0.5	<0.01	<0.01	<0.01	<0.005	<0.01	<0.01	<0.01	0.01	<0.0002	1.18	<0.0002	<0.005	<0.05	<0.005	<0.1	0.003	<0.01	<0.005
	7/9/2021	<0.009	<0.0005	0.02	<0.5	<0.01	<0.01	<0.01	<0.005	<0.01	<0.01	<0.01	0.01	<0.0002	1.19	<0.0002	<0.005	<0.05	<0.005	<0.1	0.0028	<0.01	<0.005
	10/11/2021	<0.009	<0.0005	0.022	<0.5	<0.01	<0.01	<0.01	<0.005	<0.01	<0.01	<0.01	0.01	0.0003	1.23	<0.0002	<0.005	<0.05	<0.005	<0.1	0.0026	<0.01	<0.005
	1/11/2022	<0.009	<0.0005	0.02	<0.5	<0.01	<0.01	<0.01	<0.005	<0.01	<0.01	<0.01	0.01	0.0002	1.24	<0.0002	<0.005	<0.05	<0.005	<0.1	0.0025	<0.01	<0.005
	5/27/2022	<0.009	<0.0005	0.021	<0.5	<0.01	<0.01	<0.01	<0.005	<0.01	<0.01	<0.01	0.01	0.0003	1.25	<0.0002	<0.005	<0.05	<0.005	<0.1	0.0028	<0.01	<0.005
	7/21/2022	<0.009	<0.0005	0.020	<0.5	<0.01	<0.01	<0.01	<0.005	<0.01	<0.01	<0.01	0.01	<0.0002	1.24	<0.0002	<0.005	<0.05	<0.005	<0.1	0.0029	<0.01	<0.005
	10/13/2022	<0.009	<0.0005	0.020	<0.5	<0.01	<0.01	<0.01	<0.005	<0.01	<0.01	<0.01	0.01	0.0003	1.26	<0.0002	<0.005	<0.05	<0.005	<0.1	0.0027	<0.01	<0.005
MF-11	11/30/2017	<0.009	<0.0005	0.041	<0.5	<0.01	<0.01	<0.01	<0.005	<0.01	<0.01	<0.01	<0.01	<0.0002	0.45	<0.0002	<0.005	<0.05	<0.005	<0.1	0.0198	<0.01	<0.005
	2/8/2018	<0.009	<0.0005	0.046	<0.5	<0.01	<0.01	<0.01	<0.005	<0.01	<0.01	<0.01	<0.01	<0.0002	0.49	<0.0002	<0.005	<0.05	<0.005	<0.1	0.0225	<0.01	<0.005
	4/12/2018	<0.009	0.0027	0.041	<0.5	<0.01	<0.01	<0.01	<0.005	<0.01	<0.01	<0.01	<0.01	<0.0002	1.87	<0.0002	<0.005	<0.05	<0.005	<0.1	0.0662	<0.01	<0.005
	7/10/2018	<0.009	0.0007	0.022	<0.5	<0.01	<0.01	<0.01	<0.005	<0.01	<0.01	<0.01	<0.01	<0.0002	0.59	<0.0002	<0.005	<0.05	<0.005	<0.1	0.029	<0.01	<0.005
	10/3/2018	<0.009	<0.0005	0.039	<0.5	<0.01	<0.01	<0.01	<0.005	<0.01	<0.01	<0.01	<0.01	<0.0002	0.5	<0.0002	<0.005	<0.05	<0.005	<0.1	0.0231	<0.01	<0.005
	1/16/2019	<0.009	<0.0005	0.04	<0.5	<0.01	<0.01	<0.01	<0.005	<0.01	<0.01	<0.01	<0.01	<0.0002	0.45	<0.0002	<0.005	<0.05	<0.005	<0.1	0.0188	<0.01	<0.005
	4/10/2019	<0.009	0.005	0.044	<0.5	<0.01	<0.01	<0.01	<0.005	<0.01	<0.01	<0.01	<0.01	<0.0002	2.54	<0.0002	<0.005	<0.05	<0.005	<0.1	0.107	<0.01	<0.005
	7/16/2019	<0.009	<0.0005	0.037	<0.5	<0.01	<0.01	<0.01	<0.005	<0.01	<0.01	<0.01	<0.01	<0.0002	0.55	<0.0002	<0.005	<0.05	<0.005	<0.1	0.0273	<0.01	<0.005
	10/2/2019	<0.009	0.0018	0.052	<0.5	<0.01	<0.01	<0.01	<0.005	<0.01	<0.01	<0.01	<0.01	<0.0002	0.61	<0.0002	<0.005	<0.05	<0.005	<0.1	0.0262	<0.01	<0.005
	1/20/2020	<0.009	<0.0005	0.041	<0.5	<0.01	<0.01	<0.01	<0.005	<0.01	<0.01	<0.01	<0.01	<0.0002	0.49	<0.0002	<0.005	<0.05	<0.005	<0.1	0.0209	<0.01	<0.005
	4/9/2020	<0.009	<0.0005	0.041	<0.5UJ	<0.01	<0.01	<0.01	<0.005	<0.01	<0.01	<0.01	<0.01	<0.0002	0.47	<0.0002	<0.005	<0.05	<0.005	<0.1	0.0205	<0.01	<0.005
	7/7/2020	<0.009	0.0007	0.053	<0.5	<0.01	<0.01	<0.01	<0.005	<0.01	<0.01	<0.01	<0.01	<0.0002	0.79	<0.0002	<0.005	<0.05	<0.005	<0.1	0.0313	<0.01	<0.005
	9/30/2020	<0.009	<0.0005	0.052	<0.5	<0.01	<0.01	<0.01	<0.005	<0.01	<0.01	<0.01	<0.01	<0.0002	0.59	<0.0002	<0.005	<0.05	<0.005	<0.1	0.0243	<0.01	<0.005
	1/15/2021	<0.009	<0.0005	0.055	<0.5	<0.01	<0.01	<0.01	<0.005	<0.01	<0.01	<0.01	<0.01	<0.0002	0.57	<0.0002	<0.005	<0.05	<0.005	<0.1	0.0271	<0.01	<0.005
	4/5/2021	<0.009	<0.0005	0.05	<0.5	<0.01	<0.01	<0.01	<0.005	<0.01	<0.01	<0.01	<0.01	<0.0002	0.56	<0.0002	<0.005	<0.05	<0.005	<0.1	0.0263	<0.01	<0.005
	7/8/2021	<0.009	<0.0005	0.06	<0.5	<0.01	<0.01	<0.01	<0.005	<0.01	<0.01	<0.01	<0.01	<0.0002	0.59	<0.0002	<0.005	<0.05	<0.005	<0.1	0.027	<0.01	<0.005
	10/8/2021	<0.009	<0.0005	0.068	<0.5	<0.01	<0.01	<0.01	<0.005	<0.01	<0.01	<0.01	<0.01	<0.0002	0.65	<0.0002	<0.005	<0.05	<0.005	<0.1	0.031	<0.01	<0.005
	1/10/2022	<0.009	<0.0005	0.06	<0.5	<0.01	<0.01	<0.01	<0.005	<0.01	<0.01	<0.01	<0.01	<0.0002	0.59	<0.0002	<0.005	<0.05	<0.005	<0.1	0.0248	<0.01	<0.005
	5/26/2022	<0.009	<0.0005	0.051	<0.5	<0.01	<0.01	<0.01	<0.005	<0.01	<0.01	<0.01	<0.01	<0.0002	0.52	<0.0002	<0.005	<0.05	<0.005	<0.1	0.0254	<0.01	<0.005
	7/21/2022	<0.009	<0.0005	0.058	<0.5	<0.01	<0.01	<0.01	<0.005	<0.01	<0.01	<0.01	<0.01	<0.0002	0.57	<0.0002	<0.005	<0.05	<0.005	<0.1	0.0276	<0.01	<0.005
	10/13/2022	<0.009	<0.0005	0.068	<0.5	<0.01	<0.01	<0.01	<0.005	<0.01	<0.01	<0.01	<0.01	<0.0002	0.60	<0.0002	<0.005	<0.05	<0.005	<0.1	0.0298	<0.01	<0.005

Attachment 3

Parrot Tailings Waste Removal Project

CSM Addendum

MINOR METALS

Sample Name	Sample Date	Al mg/L	Sb mg/L	Ba mg/L	Br mg/L	Ce mg/L	Ga mg/L	La mg/L	Nd mg/L	Nb mg/L	Pd mg/L	Pr mg/L	Rb mg/L	Ag mg/L	Sr mg/L	Tl mg/L	Th mg/L	Sn mg/L	Ti mg/L	W mg/L	U mg/L	V mg/L	Zr mg/L
MH-MSD108	11/14/2017	0.947	<0.0005	0.026	<0.5	<0.01	<0.01	<0.1	<0.005	<0.01	<0.01	<0.01	<0.01	<0.0002	1.44	<0.0002	<0.005	<0.05	<0.005	<0.1	0.0077	<0.01	<0.005
	2/15/2018	0.437	<0.0005	0.03	<0.5	<0.01	<0.01	<0.01	<0.005	<0.01	<0.01	<0.01	<0.01	0.0002	1.41	<0.0002	<0.005	<0.05	<0.005	<0.1	0.0057	<0.01	<0.005
	4/19/2018	0.454	<0.0005	0.024	<0.5	<0.01	<0.01	<0.01	<0.005	<0.01	<0.01	<0.01	<0.01	<0.0002	1.36	<0.0002	<0.005	<0.05	<0.005	<0.1	0.0069	<0.01	<0.005
	7/10/2018	1.34	<0.0005	0.026	<0.5	<0.01	<0.01	<0.1	<0.01	<0.01	<0.01	<0.01	<0.01	0.0003J+	1.46	<0.0002	<0.005	<0.05	<0.005	<0.1	0.0129	<0.01	<0.005
	10/4/2018	0.601	<0.0005	0.025	<0.5	<0.01	<0.01	0.01	0.007	<0.01	<0.01	<0.01	<0.01	0.0003	1.38	<0.0002	<0.005	<0.05	<0.005	<0.1	0.008	<0.01	<0.005
	1/8/2019	0.572	<0.0005	0.023	<0.5UJ	<0.01	<0.01	0.01	0.006	<0.01	<0.01	<0.01	<0.01	0.0003J+	1.47	<0.0002	<0.005	<0.05	<0.005	<0.1	0.0073	<0.01	<0.005
	10/8/2019	1.1	<0.0005	0.028	<0.5	<0.01	<0.01	<0.01	<0.005	<0.01	<0.01	<0.01	<0.01	0.0003	1.32	<0.0002	<0.005	<0.05	<0.005	<0.1	0.0102	<0.01	<0.005
	2/11/2020	0.78	<0.0005	0.025	<0.5UJ	<0.01	<0.01	<0.01	<0.005	<0.01	<0.01	<0.01	<0.01	<0.0002	1.43	<0.0002	<0.005	<0.05	<0.005	<0.1	0.0079	<0.01	<0.005
	5/22/2020	0.256	<0.0005	0.023	<0.5	<0.01	<0.01	<0.01	<0.005	<0.01	<0.01	<0.01	<0.01	<0.0002	1.3	<0.0002	<0.005	<0.05	<0.005	<0.1	0.0051	<0.01	<0.005
	7/14/2020	0.361	<0.0005	0.026	<0.5	<0.01	<0.01	<0.01	<0.005	<0.01	<0.01	<0.01	<0.01	0.0003	1.38	<0.0002	<0.005	<0.05	<0.005	<0.1	0.0064	<0.01	<0.005
	9/29/2020	0.312	<0.0005	0.025	<0.5	<0.01	<0.01	<0.01	<0.005	<0.01	<0.01	<0.01	<0.01	<0.0002	1.26	<0.0002	<0.005	<0.05	<0.005	<0.1	0.0061	<0.01	<0.005
	1/19/2021	0.441	<0.0005	0.024	<0.5	<0.01	<0.01	<0.01	<0.005	<0.01	<0.01	<0.01	<0.01R	<0.0002	1.33	<0.0002	<0.005	<0.05	<0.005	<0.1	0.0078	<0.01	<0.005
	3/24/2021	0.397	<0.0005	0.027	<0.5	<0.01	<0.01	<0.01	<0.005	<0.01	<0.01	<0.01	<0.01	<0.0002	1.32	<0.0002	<0.005	<0.05	<0.005	<0.1	0.0072	<0.01	<0.005
	7/14/2021	0.37	<0.0005	0.023	<0.5	<0.01	<0.01	<0.1	<0.01	<0.01	<0.01	<0.01	<0.01	<0.0002	1.3	<0.0002	<0.005	<0.05	<0.005	<0.1	0.007	<0.01	<0.005
	9/23/2021	0.3	<0.0005	0.024	<0.5	<0.01	<0.01	<0.01	<0.005	<0.01	<0.01	<0.01	<0.01	<0.0002	1.35	<0.0002	<0.006	<0.05	<0.005	<0.1	0.0056	<0.01	<0.005
	1/18/2022	0.348	<0.0005	0.025	<0.5	<0.01	<0.01	<0.01	<0.005	<0.01	<0.01	<0.01	<0.01	<0.0002	1.36	<0.0002	<0.005	<0.05	<0.005	<0.1	0.0066	<0.01	<0.005
	7/20/2022	0.266	<0.0005	0.025	<0.5	<0.01	<0.01	<0.01	<0.005	<0.01	<0.01	<0.01	<0.01	<0.0002	1.35	<0.0002	<0.005	<0.05	<0.005	<0.1	0.0070	<0.01	<0.005
	11/15/2022	0.231	<0.0005	0.022	<0.5UJ	<0.01	<0.01	<0.01	<0.005	<0.01	<0.01	<0.01	<0.01	<0.0002	1.31	<0.0002	<0.005	<0.05	<0.005	<0.1	0.0065	<0.01	<0.005
MH-MSD113	11/14/2017	3.71	<0.0005	0.025	<0.5	<0.01	<0.01	0.03	0.018	<0.01	<0.01	<0.01	<0.01	0.0004	1.48	<0.0002	<0.005	<0.05	<0.005	<0.1	0.0182	<0.01	<0.005
	2/15/2018	4.3	<0.0005	0.034	0.8	<0.01	<0.01	<0.1	0.022	<0.01	<0.01	<0.01	<0.01	0.001	1.63	<0.0002	<0.005	<0.05	<0.005	<0.1	0.0174	<0.01	<0.005
	4/19/2018	3.1	<0.0005	0.025	0.6	<0.01	<0.01	0.03	0.018	<0.01	<0.01	<0.01	<0.01	0.0007	1.55	<0.0002	<0.005	<0.05	<0.005	<0.1	0.0152	<0.01	<0.005
	7/10/2018	4.56	<0.0005	0.027	0.6	<0.01	<0.01	<0.1	0.02	<0.01	<0.01	<0.01	<0.01	0.0008	1.58	<0.0002	<0.005	<0.05	<0.005	<0.1	0.0248	<0.01	<0.005
	10/4/2018	4.96	<0.0005	0.027	0.6	<0.01	<0.01	0.04	0.027	<0.01	<0.01	<0.01	<0.01	0.0011	1.54	<0.0002	<0.005	<0.05	<0.005	<0.1	0.0253	<0.01	<0.005
	1/8/2019	4.51	<0.0005	0.025	0.7J-	<0.01	<0.01	0.04	0.029	<0.01	<0.01	<0.01	<0.01	0.0008J+	1.66	<0.0002	<0.005	<0.05	<0.005	<0.1	0.0198	<0.01	<0.005
	4/2/2019	4.88	<0.0005	0.041	1.4	<0.01	<0.01	0.04	0.025	<0.01	<0.01	<0.01	<0.01	0.0013	1.6	<0.0002	<0.005	<0.05	<0.005	<0.1	0.0181	<0.01	<0.005
	10/8/2019	7.68	<0.0005	0.027	0.6	<0.01	<0.01	0.03	0.02	<0.01	<0.01	<0.01	<0.01	0.0012	1.49	<0.0002	<0.005	<0.05	<0.005	<0.1	0.0293	<0.01	<0.005
	2/11/2020	3.33	<0.0005	0.032	0.9J-	<0.01	<0.01	0.03	0.02	<0.01	<0.01	<0.01	<0.01	0.0004	1.62	<0.0002	<0.005	<0.05	<0.005	<0.1	0.0169	<0.01	<0.005
	5/22/2020	2.27	<0.0005	0.025	0.8	<0.01	<0.01	0.02	0.014	<0.01	<0.01	<0.01	<0.01	0.0005	1.48	<0.0002	<0.005	<0.05	<0.005	<0.1	0.0128	<0.01	<0.005
	7/14/2020	2.23	<0.0005	0.025	0.6	<0.01	<0.01	0.02	0.014	<0.01	<0.01	<0.01	<0.01	0.0005	1.45	<0.0002	<0.005	<0.05	<0.005	<0.1	0.0134	<0.01	<0.005
	9/29/2020	2.25	<0.0005	0.024	0.5J+	<0.01	<0.01	0.02	0.014	<0.01	<0.01	<0.01	<0.01	0.0002	1.37	<0.0002	<0.005	<0.05	<0.005	<0.1	0.0133	<0.01	<0.005
	1/19/2021	3.16	<0.0005	0.026	0.6	<0.01	<0.01	0.03	0.02	<0.01	<0.01	<0.01	<0.01R	0.0002	1.6	<0.0002	<0.005	<0.05	<0.005	<0.1	0.0184	<0.01	<0.005
	3/24/2021	3.99	<0.0005	0.033	1	<0.01	<0.01	0.03	0.019	<0.01	<0.01	<0.01	<0.01	0.0003	1.57	<0.0002	<0.005	<0.05	<0.005	<0.1	0.0172	<0.01	<0.005
	7/14/2021	1.84	<0.0005	0.025	<0.5	<0.01	<0.01	<0.1	<0.01	<0.01	<0.01	<0.01	<0.01	0.0002	1.42	<0.0002	<0.005	<0.05	<0.005	<0.1	0.013	<0.01	<0.005
	9/23/2021	1.81	<0.0005	0.025	<0.5	<0.01	<0.01	0.01	0.009	<0.01	<0.01	<0.01	<0.01	<0.0002	1.41	<0.0002	<0.006	<0.05	<0.005	<0.1	0.0101	<0.01	<0.005
	1/18/2022	1.96	<0.0005	0.032	0.8	<0.01	<0.01	0.02	0.012	<0.01	<0.01	<0.01	<0.01	<0.0002	1.61	<0.0002	<0.005	<0.05	<0.005	<0.1	0.0141	<0.01	<0.005
	7/20/2022	1.38	<0.0005	0.026	0.6	<0.01	<0.01	0.02	0.010	<0.01	<0.01	<0.01	<0.01	<0.0002	1.46	<0.0002	<0.005	<0.05	<0.005	<0.1	0.0128	<0.01	<0.005
	11/15/2022	1.74	<0.0005	0.024	0.6	<0.01	<0.01	0.02	0.011	<0.01	<0.01	<0.01	<0.01	<0.0002	1.43	<0.0002	<0.005	<0.05	<0.005	<0.1	0.0153	<0.01	<0.005
MH-MSD116	11/14/2017	13.2	<0.0005	0.016	<0.5	<0.01	0.01	0.07	0.049	<0.01	<0.01	0.01	<0.01	0.0026	1.05	<0.0002	<0.005	<0.05	<0.005	<0.1	0.0386	0.01	<0.005
	2/15/2018	12.1	<0.0005	0.017	0.6	<0.01	0.01	<0.1	0.052	<0.01	<0.01	0.01	<0.01	0.0027	1.52	<0.0002	<0.005	<0.05	<0.005	<0.1	0.0315	0.01	<0.005
	4/19/2018	5.7	<0.0005	0.013	<0.5	<0.01	<0.01	0.06	0.031	<0.01	<0.01	<0.01	<0.01	0.0002	2.63	<0.0002	<0.005	<0.05	<0.005	<0.1	0.019	0.01	<0.005
	7/10/2018	14.5	<0.0005	0.015	0.7	<0.01	<0.01	0.09	0.063	<0.01	<0.01	0.02	<0.01	0.0018J+	1.8	<0.0002	<0.005	<0.05	<0.005	<0.1	0.0454	0.01	<0.005
	10/4/2018	20.7	<0.0005	0.021	1	<0.01	<0.01	<0.1	0.08	<0.01	<0.01	0.02	<0.01	0.0072	1.13	<0.0002	<0.005	<0.05	<0.005	<0.1	0.056	0.01	<0.005
	1/8/2019	16.9	<0.0005	0.021	0.9J-	<0.01	<0.01	0.1	0.08	<0.01	<0.01	0.02	<0.01	0.0049J+	1.72	<0.0002	<0.005	<0.05	<0.005	<0.1	0.0479	0.02	<0.005
	4/2/2019	3.44	<0.0005	0.017	0.7	<0.01	<0.01	0.05	0.024	<0.01	<0.01	<0.01	<0.01	0.0004	2.63	<0.0002	<0.005	<0.05	<0.005	<0.1	0.01	<0.01	<0.005
	10/8/2019	8.57	<0.0005	0.015	0.6	<0.01	<0.01	<0.1	0.04	<0.01	<0.01	0.01	<0.01	0.0018	1.8	<0.0002	<0.005	<0.05	<0.005	<0.1	0.0299	0.01	<0.005
	2/11/2020	10.2	<0.0005	0.014	0.5J-	<0.01	<0.01	0.06	0.04	<0.01	<0.01	0.01	<0.01	0.002	1.27	<0.0002	<0.005	<0.05	<0.005	<0.1	0.0316	<0.01	<0.005
	5/22/2020	4.3	<0.0005	0.016	<0.5	<0.01	<0.01	<0.1	0.02	<0.01	<0.01	<0.01	<0.01	0.0003	2.66	<0.0002	<0.005	<0.05	<0.005	<0.1	0.0081	<0.01	<0.005
	7/14/2020	13.8	<0.0005	0.015	0.7	<0.01	<0.01	0.08	0.055	<0.01	<0.01	0.02	<0.01	0.0022	1.59	<0.0002	<0.005	<0.05	<0.005	<0.1	0.0358	0.01	<0.005
	9/29/2020	9.26	<0.0005	0.015	0.7J+	<0.01	<0.01	0.06	0.041	<0.01	<0.01	0.01	<0.01	0.0017	1.16	<0.0002	<0.005	<0.05	<0.005	<0.1	0.0289	<0.01	<0.005
	1/19/2021	5.69	<0.0005	0.021	<0.5	<0.01	<0.01	0.08	0.042	<0.01	<0.01	0.01	<0.01R	0.0006	2.61	<0.0002	<0.005	<0.05	<0.005	<0.1	0.0242	0.01	<0.005
	3/24/2021	17	<0.0005	0.015	1.2	<0.01	<0.01	0.09	0.069	<0.01	<0.01	0.02	<0.01	0.0028	1.47	<0.0002	<0.005	<0.05	<0.005	<0.1	0.0483	0.02	<0.005
	7/14/2021	2.08	<0.0005	0.029	0.5	<0.01	<0.01	<0.1	<0.01	<0.01	<0.01	<0.01	<0.01	0.0012	0.68	<0.0002	<0.005	<0.05	<0.005	<0.1	0.0072	<0.01	<0.005
	9/23/2021	4.3	<0.0005	0.015	<0.5	<0.01	<0.01	0.05	0.024	<0.01	<0.01	<0.01	<0.01	0.0002	2.43	<0.0002	<0.006	<0.05	<0.005	<0.1	0.0109	<0.01	<0.005
	1/18/2022	4.3	<0.0005	0.017	<0.5	<0.01	<0.01	0.05	0.027	<0.01	<0.01	<0.01	<0.01	0.0004	2.42	<0.0002	<0.005	<0.05	<0.005	<0.1	0.0159	<0.01	<0.005
	7/20/2022	16.2	<0.0005	0.013	0.8	<0.01	<0.01	0.12	0.078	<0.01	<0.01	0.02	<0.01	0.0013	2.32	<0.0002	<0.005	<0.05	<0.005	<0.1	0.0442	0.02	<0.005
	11/15/2022	4.18	<0.0005	0.013	<0.5	<0.01	<0.01	0.05	0.024	<0.01	<0.01	<0.01	<0.01	<0.0002	2.32	<0.0002	<0.005	<0.05	<0.005	<0.1	0.0161	<0.01	<0.005

Attachment 3

Parrot Tailings Waste Removal Project

CSM Addendum

MINOR METALS

Sample Name	Sample Date	Al mg/L	Sb mg/L	Ba mg/L	Br mg/L	Ce mg/L	Ga mg/L	La mg/L	Nd mg/L	Nb mg/L	Pd mg/L	Pr mg/L	Rb mg/L	Ag mg/L	Sr mg/L	Tl mg/L	Th mg/L	Sn mg/L	Ti mg/L	W mg/L	U mg/L	V mg/L	Zr mg/L
MSD-02A	12/5/2017	0.422	<0.0005	0.017	<0.5	<0.01	<0.01	<0.01	<0.005	<0.01	<0.01	<0.01	<0.01	<0.0002	0.83	<0.0002	<0.005	<0.05	<0.005	<0.1	0.0008	<0.01	<0.005
	4/18/2018	0.43	<0.0005	0.018	<0.5	<0.01	<0.01	<0.01	<0.005	<0.01	<0.01	<0.01	<0.01	<0.0002	0.77	<0.0002	<0.005	<0.05	<0.005	<0.1	0.0005	<0.01	<0.005
	7/12/2018	0.437	<0.0005	0.016	<0.5	<0.01	<0.01	<0.01	<0.005	<0.01	<0.01	<0.01	<0.01	<0.0002	0.88	<0.0002	<0.005	<0.05	<0.005	<0.1	0.0008	<0.01	<0.005
	10/5/2018	0.436	<0.0005	0.016	<0.5	<0.01	<0.01	<0.01	<0.005	<0.01	<0.01	<0.01	<0.01	<0.0002	0.89	<0.0002	<0.005	<0.05	<0.005	<0.1	0.0008	<0.01	<0.005
	1/16/2019	0.499	<0.0005	0.014	<0.5	<0.01	<0.01	<0.01	<0.005	<0.01	<0.01	<0.01	<0.01	<0.0002	0.8	<0.0002	<0.005	<0.05	<0.005	<0.1	0.0009	<0.01	<0.005
	4/10/2019	9.69	<0.0005	0.015	<0.5	<0.01	<0.01	0.02	0.024	<0.01	<0.01	<0.01	<0.01	0.001	0.81	<0.0002	0.007	<0.05	<0.005	<0.1	0.0278	<0.01	<0.005
	7/16/2019	0.561	<0.0005	0.013	<0.5UJ	<0.01	<0.01	<0.01	<0.005	<0.01	<0.01	<0.01	<0.01	<0.0002	0.76	<0.0002	<0.005	<0.05	<0.005	<0.1	0.0005	<0.01	<0.005
	10/3/2019	0.49	<0.0005	0.014	<0.5	<0.01	<0.01	<0.01	<0.005	<0.01	<0.01	<0.01	<0.01	<0.0002	0.79	<0.0002	<0.005	<0.05	<0.005	<0.1	0.0005	<0.01	<0.005
	1/21/2020	0.445	<0.0005	0.013	<0.5	<0.01	<0.01	<0.01	<0.005	<0.01	<0.01	<0.01	<0.01	<0.0002	0.72	<0.0002	<0.005	<0.05	<0.005	<0.1	0.0006	<0.01	<0.005
	4/9/2020	0.448	<0.0005	0.013	<0.5	<0.01	<0.01	<0.01	<0.005	<0.01	<0.01	<0.01	<0.01	<0.0002	0.69	<0.0002	<0.005	<0.05	<0.005	<0.1	0.0006	<0.01	<0.005
	7/8/2020	0.43	<0.0005	0.013	<0.5	<0.01	<0.01	<0.01	<0.005	<0.01	<0.01	<0.01	<0.01	<0.0002	0.68	<0.0002	<0.005	<0.05	<0.005	<0.1	0.0006	<0.01	<0.005
	10/1/2020	0.392	<0.0005	0.014	<0.5	<0.01	<0.01	<0.01	<0.005	<0.01	<0.01	<0.01	<0.01	<0.0002	0.64	<0.0002	<0.005	<0.05	<0.005	<0.1	0.0006	<0.01	<0.005
	1/18/2021	0.366	<0.0005	0.015	<0.5	<0.01	<0.01	<0.01	<0.005	<0.01	<0.01	<0.01	<0.01	<0.0002	0.61	<0.0002	<0.005	<0.05	<0.005	<0.1	0.0006	<0.01	<0.005
	4/7/2021	0.309	<0.0005	0.014	<0.5	<0.01	<0.01	<0.01	<0.005	<0.01	<0.01	<0.01	<0.01	<0.0002	0.58	<0.0002	<0.005	<0.05	<0.005	<0.1	0.0006	<0.01	<0.005
	7/7/2021	0.304	<0.0005	0.014	<0.5	<0.01	<0.01	<0.01	<0.005	<0.01	<0.01	<0.01	<0.01	<0.0002	0.42	<0.0002	<0.005	<0.05	<0.005	<0.1	0.0004	<0.01	<0.005
	10/12/2021	0.252	<0.0005	0.018	<0.5	<0.01	<0.01	<0.01	<0.005	<0.01	<0.01	<0.01	<0.01	<0.0002	0.34	<0.0002	<0.005	<0.05	<0.005	<0.1	0.0004J+	<0.01	<0.005
	1/10/2022	0.246	<0.0005	0.017	<0.5	<0.01	<0.01	<0.01	<0.005	<0.01	<0.01	<0.01	<0.01	<0.0002	0.32	<0.0002	<0.005	<0.05	<0.005	<0.1	0.0004	<0.01	<0.005
	5/25/2022	0.222	<0.0005	0.017	<0.5	<0.01	<0.01	<0.01	<0.005	<0.01	<0.01	<0.01	<0.01	<0.0002	0.24	<0.0002	<0.005	<0.05	<0.005	<0.1	0.0003	<0.01	<0.005
	7/20/2022	0.208	<0.0005	0.018	<0.5	<0.01	<0.01	<0.01	<0.005	<0.01	<0.01	<0.01	<0.01	<0.0002	0.26	<0.0002	<0.005	<0.05	<0.005	<0.1	0.0003	<0.01	<0.005
	10/17/2022	0.226	<0.0005	0.023	<0.5	<0.01	<0.01	<0.01	<0.005	<0.01	<0.01	<0.01	<0.01	<0.0002	0.29	<0.0002	<0.005	<0.05	<0.005	<0.1	0.0004	<0.01	<0.005
MSD-02B	12/4/2017	3.97	<0.0005	0.014	0.6	<0.01	0.03	0.15	0.072	<0.01	<0.01	0.02	0.02	0.005	3.63	<0.0002	<0.005	<0.05	<0.005	<0.1	0.0182	<0.01	<0.005
	2/8/2018	3.69	<0.0005	0.016	<0.5	<0.01	0.02	0.14	0.069	<0.01	<0.01	0.02	0.02	0.0038	3.36	<0.0002	<0.005	<0.05	<0.005	<0.1	0.02	<0.01	<0.005
	4/13/2018	3.58J-	<0.0005	0.014	<0.5	<0.01	0.03	0.13	0.067	<0.01	<0.01	0.02	0.02	0.0044	3.38	<0.0002	<0.005	<0.05	<0.005	<0.1	0.0177	<0.01	<0.005
	7/11/2018	3.9	<0.0005	0.014	<0.5	<0.01	<0.01	0.14	0.07	<0.01	<0.01	0.02	0.02	0.005J-	3.36	<0.0002	<0.005	<0.05	<0.005	<0.1	0.0193	<0.01	<0.005
	10/4/2018	3.68	<0.0005	0.014	<0.5	<0.01	<0.01	0.13	0.067	<0.01	<0.01	0.02	0.02	0.0054	3.24	<0.0002	<0.005	<0.05	<0.005	<0.1	0.0196	<0.01	<0.005
	1/16/2019	3.11	<0.0005	0.014	<0.5	<0.01	<0.01	0.13	0.067	<0.01	<0.01	0.02	0.02	0.0047	3.07	<0.0002	<0.005	<0.05	<0.005	<0.1	0.0171	<0.01	<0.005
	4/10/2019	2.87	<0.0005	0.015	<0.5	<0.01	<0.01	0.12	0.059	<0.01	<0.01	0.02	0.02	0.0046	2.93	<0.0002	<0.005	<0.05	<0.005	<0.1	0.0145	<0.01	<0.005
	7/16/2019	2.82	<0.0005	0.015	<0.5	<0.01	<0.01	0.11	0.057	<0.01	<0.01	0.02	0.02	0.0049	2.76	<0.0002	<0.005	<0.05	<0.005	<0.1	0.016	<0.01	<0.005
	10/3/2019	2.84	<0.0005	0.015	<0.5	<0.01	<0.01	0.13	0.06	<0.01	<0.01	0.02	0.01	0.0044	3.08	<0.0002	<0.005	<0.05	<0.005	<0.1	0.0159	<0.01	<0.005
	1/20/2020	3.29	<0.0005	0.015	<0.5	<0.01	<0.01	0.12	0.062	<0.01	<0.01	0.02	0.02	0.0048	3.11	<0.0002	<0.005	<0.05	<0.005	<0.1	0.0169	<0.01	<0.005
	4/9/2020	3.75	<0.0005	0.015	<0.5UJ	<0.01	<0.01	0.13	0.063	<0.01	<0.01	0.02	0.02	0.0042	3.27	<0.0002	<0.005	<0.05	<0.005	<0.1	0.0167	<0.01	<0.005
	7/8/2020	3.9	<0.0005	0.015	<0.5	<0.01	<0.01	0.13	0.064	<0.01	<0.01	0.02	0.02	0.0043	3.1	<0.0002	<0.005	<0.05	<0.005	<0.1	0.0163	<0.01	<0.005
	10/2/2020	3.52	<0.0005	0.015	<0.5	<0.01	<0.01	0.14	0.067	<0.01	<0.01	0.02	0.02	0.0045	3.29	<0.0002	<0.005	<0.05	<0.005	<0.1	0.0166	<0.01	<0.005
	1/17/2021	3.39	<0.0005	0.015	<0.5	<0.01	<0.01	0.14	0.073	<0.01	<0.01	0.02	<0.01	0.0047	3.32	<0.0002	<0.005	<0.05	<0.005	<0.1	0.0191	<0.01	<0.005
	4/6/2021	3.63	<0.0005	0.015	<0.5	<0.01	0.01	0.15	0.067	<0.01	<0.01	0.02	0.02	0.005	3.58	<0.0002	<0.005	<0.05	<0.005	<0.1	0.0186	<0.01	<0.005
	7/9/2021	4.44	<0.0005	0.015	<0.5	<0.01	0.01	0.14	0.07	<0.01	<0.01	0.02	0.02	0.0051	3.19	<0.0002	<0.005	<0.05	<0.005	<0.1	0.0191	<0.01	<0.005
	10/11/2021	4.22	<0.0005	0.015	<0.5	<0.01	<0.01	0.15	0.07	<0.01	<0.01	0.02	0.02	0.0053	3.15	<0.0002	<0.005	<0.05	<0.005	<0.1	0.0192	<0.01	<0.005
	1/10/2022	3.73	<0.0005	0.014	<1	<0.01	<0.01	0.14	0.069	<0.01	<0.01	0.02	0.02	0.0054	3.38	<0.0002	<0.005	<0.05	<0.005	<0.1	0.0174	<0.01	<0.005
	5/27/2022	3.52	<0.0005	0.014	<0.5	<0.01	0.01	0.13	0.066	<0.01	<0.01	0.02	0.02	0.0054	3.3	<0.0002	<0.005	<0.05	<0.005	<0.1	0.0175	<0.01	<0.005
	7/20/2022	3.64	<0.0005	0.014	<0.5	<0.01	0.01	0.13	0.066	<0.01	<0.01	0.02	0.02	0.0052	3.27	<0.0002	<0.005	<0.05	<0.005	<0.1	0.0192	<0.01	<0.005
	10/17/2022	3.24	<0.0005	0.014	<0.5	<0.01	0.01	0.12	0.064	<0.01	<0.01	0.02	0.02	0.0045	3.16	<0.0002	<0.005	<0.05	<0.005	<0.1	0.0178	<0.01	<0.005
MSD-03	7/11/2018	0.02J+	<0.0005	0.018	<0.5	<0.01	<0.01	<0.01	<0.005	<0.01	<0.01	<0.01	0.01	0.0024	3.59	<0.0002	<0.005	<0.05	<0.005	<0.1	0.0008	<0.01	<0.005
	10/3/2018	0.022	0.0024	0.017	<0.5	<0.01	<0.01	<0.01	<0.005	<0.01	<0.01	<0.01	0.01	0.0022	3.32	<0.0002	<0.005	<0.05	<0.005	<0.1	0.0008	<0.01	<0.005
	1/17/2019	0.02	<0.0005	0.018	<0.5	<0.01	<0.01	<0.01	<0.005	<0.01	<0.01	<0.01	0.01	0.0021	3.37	<0.0002	<0.005	<0.05	<0.005	<0.1	0.0007	<0.01	<0.005
	4/10/2019	0.02	<0.0005	0.018	<0.5	<0.01	<0.01	<0.01	<0.005	<0.01	<0.01	<0.01	0.01	0.002	3.32	<0.0002	<0.005	<0.05	<0.005	<0.1	0.0007	<0.01	<0.005
	7/16/2019	0.017	<0.0005	0.018	<0.5	<0.01	<0.01	<0.01	<0.005	<0.01	<0.01	<0.01	0.01	0.0024	3.13	<0.0002	<0.005	<0.05	<0.005	<0.1	0.0007	<0.01	<0.005
	10/3/2019	0.022	<0.0005	0.018	<0.5	<0.01	<0.01	<0.01	<0.005	<0.01	<0.01	<0.01	0.01	0.0023	3.4	<0.0002	<0.005	<0.05	<0.005	<0.1	0.0007	<0.01	<0.005
	1/20/2020	0.02	<0.0005	0.017	<0.5	<0.01	<0.01	<0.01	<0.005	<0.01	<0.01	<0.01	0.01	0.002	3.19	<0.0002	<0.005	<0.05	<0.005	<0.1	0.0007	<0.01	<0.005
	4/10/2020	0.043	<0.0005	0.019	<0.5	<0.01	<0.01	<0.01	<0.005	<0.01	<0.01	<0.01	0.01	0.0015	3.34	<0.0002	<0.005	<0.05	<0.005	<0.1	0.0008	<0.01	<0.005
	7/8/2020	0.034	<0.0005	0.018	<0.5	<0.01	<0.01	<0.01	<0.005	<0.01	<0.01	<0.01	0.01	0.0014	3.1	<0.0002	<0.005	<0.05	<0.005	<0.1	0.0007	<0.01	<0.005
	10/2/2020	0.02	<0.0005	0.017	<0.5	<0.01	<0.01	<0.01	<0.005	<0.01	<0.01	<0.01	0.01	0.0021	3.16	<0.0002	<0.005	<0.05	<0.005	<0.1	0.0007	<0.01	<0.005
	1/15/2021	0.022	<0.0005	0.018	<0.5	<0.01	<0.01	<0.01	<0.005	<0.01	<0.01	<0.01	<0.01	0.0018	3.21	<0.0002	<0.005	<0.05	<0.005	<0.1	0.0008	<0.01	<0.005
	4/5/2021	0.018	<0.0005	0.019	<0.5	<0.01	<0.01	<0.01	<0.005	<0.01	<0.01	<0.01	0.01	0.0021	3.19	<0.0002	<0.005	<0.05	<0.005	<0.1	0.0009	<0.01	<0.005
	7/9/2021	0.018	<0.0005	0.018	<0.5	<0.01	<0.01	<0.01	<0.005	<0.01	<0.01	<0.01	0.01	0.0019	3.09	<0.0002	<0.005	<0.05	<0.005	<0.1	0.0007	<0.01	<0.005
	10/8/2021	0.017	<0.0005	0.02	<0.5	<0.01	<0.01	<0.01	<0.005	<0.01	<0.01	<0.01	0.01	0.0019	3.39	<0.0002	<0.005	<0.05	<0.005	<0.1	0.0007	<0.01	<0.005
	1/10/2022	0.016	<0.0005	0.018	<0.5	<0.01	<0.01	<0.01	<0.005	<0.01	<0.01	<0.01	0.01	0.002	3.36	<0.0002	<0.005	<0.05	<0.005	<0.1	0.0007	<0.01	<0.005
	5/26/2022	0.018	<0.0005	0.018	<0.5	<0.01	<0.01	<0.01	<0.005	<0.01	<0.01	<0.01	0.01	0.0024	3.25	<0.0002	<0.005	<0.05	<0.005	<0.1	0.0007	<0.01	<0.005
	7/21/2022	0.030	<0.0005	0.019	<0.5	<0.01	<0.01	<0.01	<0.005	<0.01	<0.01	<0.01	0.01	0.0022	3.50	<0.0002	<0.005	<0.05	<0.005	<0.1	0.0008	<0.01	<0.005
	10/13/2022	0.017	<0.0005	0.019	<0.5	<0.01	<0.01	<0.01	<0.005	<0.01	<0.01	<0.01	0.01	0.0016	3.44	<0.0002	<0.005	<0.05	<0.005	<0.1	0.0007	<0.01	<0.005

Attachment 3

Parrot Tailings Waste Removal Project

CSM Addendum

MINOR METALS

Sample Name	Sample Date	Al mg/L	Sb mg/L	Ba mg/L	Br mg/L	Ce mg/L	Ga mg/L	La mg/L	Nd mg/L	Nb mg/L	Pd mg/L	Pr mg/L	Rb mg/L	Ag mg/L	Sr mg/L	Tl mg/L	Th mg/L	Sn mg/L	Ti mg/L	W mg/L	U mg/L	V mg/L	Zr mg/L
MSD-04	11/30/2017	<0.009	<0.0005	0.014	<0.5	<0.01	<0.01	<0.01	<0.005	<0.01	<0.01	<0.01	<0.01	<0.0002	0.5	<0.0002	<0.005	<0.05	<0.005	<0.1	0.0012	<0.01	<0.005
	2/8/2018	<0.009	<0.0005	0.015	<0.5	<0.01	<0.01	<0.01	<0.005	<0.01	<0.01	<0.01	<0.01	<0.0002	0.54	<0.0002	<0.005	<0.05	<0.005	<0.1	0.0012	<0.01	<0.005
	4/12/2018	<0.009	<0.0005	0.013	<0.5	<0.01	<0.01	<0.01	<0.005	<0.01	<0.01	<0.01	<0.01	<0.0002	0.49	<0.0002	<0.005	<0.05	<0.005	<0.1	0.0011	<0.01	<0.005
	7/10/2018	<0.009	<0.0005	0.014	<0.5	<0.01	<0.01	<0.01	<0.005	<0.01	<0.01	<0.01	<0.01	<0.0002	0.53	<0.0002	<0.005	<0.05	<0.005	<0.1	0.0012	<0.01	<0.005
	10/3/2018	<0.009	<0.0005	0.014	<0.5	<0.01	<0.01	<0.01	<0.005	<0.01	<0.01	<0.01	<0.01	<0.0002	0.47	<0.0002	<0.005	<0.05	<0.005	<0.1	0.0012	<0.01	<0.005
	1/16/2019	<0.009	<0.0005	0.017	<0.5	<0.01	<0.01	<0.01	<0.005	<0.01	<0.01	<0.01	<0.01	<0.0002	0.6	<0.0002	<0.005	<0.05	<0.005	<0.1	0.0012	<0.01	<0.005
	4/10/2019	<0.009	<0.0005	0.019	<0.5	<0.01	<0.01	<0.01	<0.005	<0.01	<0.01	<0.01	<0.01	<0.0002	0.7	<0.0002	<0.005	<0.05	<0.005	<0.1	0.0012	<0.01	<0.005
	7/16/2019	<0.009	<0.0005	0.018	<0.5	<0.01	<0.01	<0.01	<0.005	<0.01	<0.01	<0.01	<0.01	<0.0002	0.71	<0.0002	<0.005	<0.05	<0.005	<0.1	0.0012	<0.01	<0.005
	10/2/2019	0.017	<0.0005	0.018	<0.5	<0.01	<0.01	<0.01	<0.005	<0.01	<0.01	<0.01	<0.01	<0.0002	0.73	<0.0002	<0.005	<0.05	<0.005	<0.1	0.0012	<0.01	<0.005
	1/20/2020	<0.009	<0.0005	0.016	<0.5	<0.01	<0.01	<0.01	<0.005	<0.01	<0.01	<0.01	<0.01	<0.0002	0.66	<0.0002	<0.005	<0.05	<0.005	<0.1	0.0011	<0.01	<0.005
	4/9/2020	<0.009	<0.0005	0.015	<0.5UJ	<0.01	<0.01	<0.01	<0.005	<0.01	<0.01	<0.01	<0.01	<0.0002	0.61	<0.0002	<0.005	<0.05	<0.005	<0.1	0.0011	<0.01	<0.005
	7/7/2020	<0.009	<0.0005	0.013	<0.5	<0.01	<0.01	<0.01	<0.005	<0.01	<0.01	<0.01	<0.01	<0.0002	0.54	<0.0002	<0.005	<0.05	<0.005	<0.1	0.0011	<0.01	<0.005
	9/30/2020	<0.009	<0.0005	0.013	<0.5	<0.01	<0.01	<0.01	<0.005	<0.01	<0.01	<0.01	<0.01	<0.0002	0.48	<0.0002	<0.005	<0.05	<0.005	<0.1	0.001	<0.01	<0.005
	1/15/2021	<0.009	<0.0005	0.015	<0.5	<0.01	<0.01	<0.01	<0.005	<0.01	<0.01	<0.01	<0.01	<0.0002	0.48	<0.0002	<0.005	<0.05	<0.005	<0.1	0.0011	<0.01	<0.005
	4/5/2021	<0.009	<0.0005	0.015	<0.5	<0.01	<0.01	<0.01	<0.005	<0.01	<0.01	<0.01	<0.01	<0.0002	0.51	<0.0002	<0.005	<0.05	<0.005	<0.1	0.0012	<0.01	<0.005
	7/8/2021	<0.009	<0.0005	0.015	<0.5	<0.01	<0.01	<0.01	<0.005	<0.01	<0.01	<0.01	<0.01	<0.0002	0.49	<0.0002	<0.005	<0.05	<0.005	<0.1	0.0011	<0.01	<0.005
	10/8/2021	<0.009	<0.0005	0.015	<0.5	<0.01	<0.01	<0.01	<0.005	<0.01	<0.01	<0.01	<0.01	<0.0002	0.45	<0.0002	<0.005	<0.05	<0.005	<0.1	0.001	<0.01	<0.005
	1/10/2022	<0.009	<0.0005	0.015	<0.5	<0.01	<0.01	<0.01	<0.005	<0.01	<0.01	<0.01	<0.01	<0.0002	0.48	<0.0002	<0.005	<0.05	<0.005	<0.1	0.0011	<0.01	<0.005
	5/26/2022	<0.009	<0.0005	0.016	<0.5	<0.01	<0.01	<0.01	<0.005	<0.01	<0.01	<0.01	<0.01	<0.0002	0.53	<0.0002	<0.005	<0.05	<0.005	<0.1	0.001	<0.01	<0.005
	7/21/2022	<0.009	<0.0005	0.015	<0.5	<0.01	<0.01	<0.01	<0.005	<0.01	<0.01	<0.01	<0.01	<0.0002	0.52	<0.0002	<0.005	<0.05	<0.005	<0.1	0.0011	<0.01	<0.005
	10/13/2022	<0.009	<0.0005	0.015	<0.5	<0.01	<0.01	<0.01	<0.005	<0.01	<0.01	<0.01	<0.01	<0.0002	0.49	<0.0002	<0.005	<0.05	<0.005	<0.1	0.0012	<0.01	<0.005
MSDSG-02	12/8/2017	0.19	<0.0005	0.043	<0.5	<0.01	<0.01	<0.1	<0.01	<0.01	<0.01	<0.01	<0.01	<0.0002	0.28	<0.0002	<0.005	<0.05	<0.005	<0.1	0.0041	<0.01	<0.005
	7/12/2018	0.488	<0.0005	0.023	<0.5	<0.01	<0.01	<0.1	<0.01	<0.01	<0.01	<0.01	<0.01	<0.0002	0.22	<0.0002	<0.005	<0.05	0.034	<0.1	0.0024	<0.01	<0.005
	10/8/2018	1.77	0.0007	0.075	<0.5	<0.01	<0.01	<0.1	<0.01	<0.01	<0.01	<0.01	<0.01	<0.0002	0.25	<0.0002	<0.005	<0.05	0.086	<0.1	0.0037	<0.01	<0.005
	1/21/2019	0.114	<0.0005	0.03	<0.5	<0.01	<0.01	<0.01	<0.005	<0.01	<0.01	<0.01	<0.01	<0.0002	0.2	<0.0002	<0.005	<0.05	<0.005	<0.1	0.0029	<0.01	<0.005
	4/15/2019	0.044	0.0006	0.04	<0.5	<0.01	<0.01	<0.1	<0.01	<0.01	<0.01	<0.01	<0.01	<0.0002	0.27J+	<0.0002	<0.005	<0.05	<0.005	<0.1	0.004	<0.01	<0.005
	7/18/2019	0.066	<0.0005	0.03	<0.5	<0.01	<0.01	<0.01	<0.005	<0.01	<0.01	<0.01	<0.01	<0.0002	0.23	<0.0002	<0.005	<0.05	<0.005	<0.1	0.0016	<0.01	<0.005
	10/7/2019	<0.009	0.0005	0.07	<0.5	<0.01	<0.01	<0.01	<0.005	<0.01	<0.01	<0.01	<0.01	<0.0002UJ	0.24	<0.0002	<0.005	<0.05	<0.005	<0.1	0.003	<0.01	<0.005
	1/23/2020	0.024	<0.0005	0.037	<0.5	<0.01	<0.01	<0.01	<0.005	<0.01	<0.01	<0.01	<0.01	<0.0002	0.2	<0.0002	<0.005	<0.05	<0.005	<0.1	0.0033	<0.01	<0.005
	4/14/2020	0.404J	0.0008	0.035	<0.5	<0.01	<0.01	<0.1	<0.01	<0.01	<0.01	<0.01	<0.01	<0.0002	0.23	<0.0002	<0.005	<0.05	0.029J	<0.1	0.0044	<0.01	<0.005
	7/10/2020	0.12	<0.0005	0.028	<0.5	<0.01	<0.01	<0.01	<0.005	<0.01	<0.01	<0.01	<0.01	<0.0002	0.21	<0.0002	<0.005	<0.05	0.008	<0.1	0.0011	<0.01	<0.005
	10/3/2020	<0.009	0.001	0.079	<0.5	<0.01	<0.01	<0.01	<0.005	<0.01	<0.01	<0.01	<0.01	<0.0002	0.25	<0.0002	<0.005	<0.05	<0.005	<0.1	0.0045	<0.01	<0.005
	1/20/2021	0.306	<0.0005	0.036	<0.5	<0.01	<0.01	<0.01	<0.005	<0.01	<0.01	<0.01	<0.01	<0.0002	0.21	<0.0002	<0.005	<0.05	<0.005	<0.1	0.0034	<0.01	<0.005
	4/8/2021	2.03	0.0012	0.061	<0.5UJ	<0.01	<0.01	<0.1	<0.01	<0.01	<0.01	<0.01	<0.01	0.0003	0.28	<0.0002	<0.005	<0.05	0.112	<0.1	0.0048	0.01	<0.005
	7/13/2021	0.094	0.0008	0.032J+	<0.5UJ	<0.01	<0.01	<0.01	<0.005	<0.01	<0.01	<0.01	<0.01	<0.0002	0.21J+	<0.0002	<0.005	<0.05	<0.005	<0.1	0.0019J+	<0.01	<0.005
	10/14/2021	0.031	<0.0005	0.081	<0.5UJ	<0.01	<0.01	<0.01	<0.005	<0.01	<0.01	<0.01	<0.01	<0.0002	0.28	<0.0002	<0.005	<0.05	<0.005	<0.1	0.0027	<0.01	<0.005
	1/13/2022	<0.009	<0.0005	0.035	<0.5	<0.01	<0.01	<0.1	<0.01	<0.01	<0.01	<0.01	<0.01	<0.0002	0.21	<0.0002	<0.005	<0.05	<0.005	<0.1	0.0028	<0.01	<0.005
	5/31/2022	0.061	<0.0005	0.03	<0.5	<0.01	<0.01	<0.01	<0.01	<0.01	<0.01	<0.01	<0.01	<0.0002	0.22	<0.0002	<0.005	<0.05	<0.005	<0.1	0.002	<0.01	<0.005
	7/22/2022	0.019	0.0010	0.038	<0.5UJ	<0.01	<0.01	<0.01	<0.005	<0.01	<0.01	<0.01	<0.01	<0.0002	0.21	<0.0002	<0.005	<0.05	<0.005	<0.1	0.0033	<0.01	<0.005
	10/18/2022	0.009	<0.0005	0.040	<0.5	<0.01	<0.01	<0.01	<0.005	<0.01	<0.01	<0.01	<0.01	<0.0002	0.25	<0.0002	<0.005	<0.05	<0.005	<0.1	0.0031	<0.01	<0.005
MSDSG-03	12/8/2017	0.014	<0.0005	0.065	<0.5	<0.01	<0.01	<0.1	<0.01	<0.01	<0.01	<0.01	<0.01	<0.0002	0.33	<0.0002	<0.005	<0.05	<0.005	<0.1	0.0006	<0.01	<0.005
	7/12/2018	0.019J+	<0.0005	0.045	<0.5	<0.01	<0.01	<0.1	<0.01	<0.01	<0.01	<0.01	<0.01	<0.0002	0.22	<0.0002	<0.005	<0.05	<0.005	<0.1	0.0008	<0.01	<0.005
	10/8/2018	0.03	<0.0005	0.031	<0.5	<0.01	<0.01	<0.01	<0.005	<0.01	<0.01	<0.01	<0.01	<0.0002	0.23	<0.0002	<0.005	<0.05	<0.005	<0.1	0.0011	<0.01	<0.005
	1/21/2019	<0.009	<0.0005	0.038	<0.5	<0.01	<0.01	<0.01	<0.005	<0.01	<0.01	<0.01	<0.01	<0.0002	0.23	<0.0002	<0.005	<0.05	<0.005	<0.1	0.0012	<0.01	<0.005
	4/15/2019	0.015	<0.0005	0.032	<0.5	<0.01	<0.01	<0.1	<0.01	<0.01	<0.01	<0.01	<0.01	<0.0002	0.23J+	<0.0002	<0.005	<0.05	<0.005	<0.1	0.002	<0.01	<0.005
	7/18/2019	0.392	<0.0005	0.055	<0.5	<0.01	<0.01	<0.01	<0.005	<0.01	<0.01	<0.01	<0.01	<0.0002	0.19	<0.0002	<0.005	<0.05	<0.005	<0.1	0.0003	<0.01	<0.005
	10/7/2019	<0.009	<0.0005	0.032	<0.5	<0.01	<0.01	<0.01	<0.005	<0.01	<0.01	<0.01	<0.01	<0.0002	0.22	<0.0002	<0.005	<0.05	<0.005	<0.1	0.0008	<0.01	<0.005
	1/23/2020	<0.009	<0.0005	0.045	<0.5	<0.01	<0.01	<0.01	<0.005	<0.01	<0.01	<0.01	<0.01	<0.0002	0.23	<0.0002	<0.005	<0.05	<0.005	<0.1	0.0009	<0.01	<0.005
	4/14/2020	<0.009UJ	<0.0005	0.031	<0.5	<0.01	<0.01	<0.01	<0.005	<0.01	<0.01	<0.01	<0.01	<0.0002	0.21	<0.0002	<0.005	<0.05	<0.005UJ	<0.1	0.0018	<0.01	<0.005
	7/10/2020	0.06	<0.0005	0.039	<0.5	<0.01	<0.01	<0.01	<0.005	<0.01	<0.01	<0.01	<0.01	<0.0002	0.21	<0.0002	<0.005	<0.05	<0.005	<0.1	0.0003	<0.01	<0.005
	10/3/2020	<0.009	<0.0005	0.032	<0.5	<0.01	<0.01	<0.01	<0.005	<0.01	<0.01	<0.01	<0.01	<0.0002	0.21	<0.0002	<0.005	<0.05	<0.005	<0.1	0.0004	<0.01	<0.005
	1/20/2021	<0.009	<0.0005	0.05	<0.5	<0.01	<0.01	<0.01	<0.005	<0.01	<0.01	<0.01	<0.01	<0.0002	0.23	<0.0002	<0.005	<0.05	<0.005	<0.1	0.0004	<0.01	<0.005
	4/8/2021	<0.009	<0.0005	0.038J+	<0.5UJ	<0.01	<0.01	<0.01	<0.005	<0.01	<0.01	<0.01	<0.01	<0.0002	0.17	<0.0002	<0.005	<0.05	<0.005	<0.1	0.0005	<0.01	<0.005
	7/13/2021	0.187	<0.0005	0.053J+	<0.5UJ	<0.01	<0.01	<0.01	<0.005	<0.01	<0.01	<0.01	<0.01	<0.0002	0.21J+	<0.0002	<0.005	<0.05	<0.005	<0.1	<0.0002	<0.01	<0.005
	10/14/2021	<0.009	<0.0005	0.044	<0.5UJ	<0.01	<0.01	<0.01	<0.005	<0.01	<0.01	<0.01	<0.01	<0.0002	0.23	<0.0002	<0.005	<0.05	<0.005	<0.1	0.0006	<0.01	<0.005
	1/13/2022	<0.009	<0.0005	0.118	<0.5	<0.01	<0.01	<0.1	<0.005	<0.01	<0.01	<0.01	<0.01	<0.0002	0.29	<0.0002	<0.005	<0.05	<0.005	<0.1	0.0004	<0.01	<0.005
	5/31/2022	0.773	<0.0005	0.055	<0.5	<0.01	<0.01	<0.01	<0.01	<0.01	<0.01	<0.01	<0.01	<0.0002	0.25	<0.0002	<0.005	<0.05	0.059	<0.1	0.002	<0.01	<0.005
	7/22/2022	<0.009	<0.0005	0.056	<0.5UJ	<0.01	<0.01	<0.01	<0.005	<0.01	<0.01	<0.01	<0.01	<0.0002	0.23	<0.0002	<0.005	<0.05	<0.005	<0.1	0.0008	<0.01	<0.005
	10/18/2022	<0.009	<0.0005	0.027	<0.5	<0.01	<0.01	<0.01	<0.005	<0.01	<0.01	<0.01	<0.01	<0.0002	0.17	<0.0002	<0.005	<0.05	<0.005	<0.1	0.0014	<0.01	<0.005

Attachment 3

Parrot Tailings Waste Removal Project

CSM Addendum

MINOR METALS

Sample Name	Sample Date	Al mg/L	Sb mg/L	Ba mg/L	Br mg/L	Ce mg/L	Ga mg/L	La mg/L	Nd mg/L	Nb mg/L	Pd mg/L	Pr mg/L	Rb mg/L	Ag mg/L	Sr mg/L	Tl mg/L	Th mg/L	Sn mg/L	Ti mg/L	W mg/L	U mg/L	V mg/L	Zr mg/L
MSDSG-05	12/8/2017	0.196	<0.0005	0.056	<0.5	<0.01	<0.01	<0.1	<0.01	<0.01	<0.01	<0.01	<0.01	<0.0002	0.23	<0.0002	<0.005	<0.05	<0.005	<0.1	0.0042	<0.01	<0.005
	2/15/2018	<0.009	<0.0005	0.054	<0.5	<0.01	<0.01	<0.01	<0.005	<0.01	<0.01	<0.01	<0.01	<0.0002	0.23	<0.0002	<0.005	<0.05	<0.005	<0.1	0.0036	<0.01	<0.005
	4/17/2018	<0.009	<0.0005	0.033	<0.5	<0.01	<0.01	<0.01	<0.005	<0.01	<0.01	<0.01	<0.01	<0.0002	0.18	<0.0002	<0.005	<0.05	<0.005	<0.1	0.003	<0.01	<0.005
	7/12/2018	<0.009J+	<0.0005	0.034	<0.5	<0.01	<0.01	<0.01	<0.005	<0.01	<0.01	<0.01	<0.01	<0.0002	0.19	<0.0002	<0.005	<0.05	<0.005	<0.1	0.0026	<0.01	<0.005
	10/8/2018	<0.009	<0.0005	0.036	<0.5	<0.01	<0.01	<0.01	<0.005	<0.01	<0.01	<0.01	<0.01	<0.0002	0.19	<0.0002	<0.005	<0.05	<0.005	<0.1	0.0027	<0.01	<0.005
	1/21/2019	<0.009	<0.0005	0.051	<0.5	<0.01	<0.01	<0.01	<0.005	<0.01	<0.01	<0.01	<0.01	<0.0002	0.22	<0.0002	<0.005	<0.05	<0.005	<0.1	0.0041	<0.01	<0.005
	4/15/2019	0.114	<0.0005	0.039	<0.5	<0.01	<0.01	<0.1	<0.01	<0.01	<0.01	<0.01	<0.01	<0.0002	0.19J+	<0.0002	<0.005	<0.05	0.006	<0.1	0.004	<0.01	<0.005
	7/18/2019	0.06	<0.0005	0.039	<0.5	<0.01	<0.01	<0.01	<0.005	<0.01	<0.01	<0.01	<0.01	<0.0002	0.18	<0.0002	<0.005	<0.05	<0.005	<0.1	0.0031	<0.01	<0.005
	10/7/2019	0.031	<0.0005	0.039	<0.5	<0.01	<0.01	<0.1	<0.01	<0.01	<0.01	<0.01	<0.01	<0.0002	0.19	<0.0002	<0.005	<0.05	<0.005	<0.1	0.003	<0.01	<0.005
	1/23/2020	<0.009	<0.0005	0.055	<0.5	<0.01	<0.01	<0.01	<0.005	<0.01	<0.01	<0.01	<0.01	<0.0002	0.22	<0.0002	<0.005	<0.05	<0.005	<0.1	0.0045	<0.01	<0.005
	4/14/2020	<0.009UJ	<0.0005	0.044	<0.5	<0.01	<0.01	<0.01	<0.005	<0.01	<0.01	<0.01	<0.01	<0.0002	0.2	<0.0002	<0.005	<0.05	<0.005UJ	<0.1	0.0043	<0.01	<0.005
	7/10/2020	<0.009	<0.0005	0.042	<0.5	<0.01	<0.01	<0.01	<0.005	<0.01	<0.01	<0.01	<0.01	<0.0002	0.19	<0.0002	<0.005	<0.05	<0.005	<0.1	0.0032	<0.01	<0.005
	10/3/2020	<0.009	<0.0005	0.057	<0.5	<0.01	<0.01	<0.01	<0.005	<0.01	<0.01	<0.01	<0.01	<0.0002	0.23	<0.0002	<0.005	<0.05	<0.005	<0.1	0.0046	<0.01	<0.005
	1/20/2021	<0.009	<0.0005	0.064	<0.5	<0.01	<0.01	<0.01	<0.005	<0.01	<0.01	<0.01	<0.01	<0.0002	0.25	<0.0002	<0.005	<0.05	<0.005	<0.1	0.0053	<0.01	<0.005
	4/8/2021	<0.009	<0.0005	0.04J+	<0.5UJ	<0.01	<0.01	<0.01	<0.005	<0.01	<0.01	<0.01	<0.01	<0.0002	0.17	<0.0002	<0.005	<0.05	<0.005	<0.1	0.0028	<0.01	<0.005
	7/13/2021	0.046	<0.0005	0.067J+	<0.5UJ	<0.01	<0.01	<0.01	<0.005	<0.01	<0.01	<0.01	<0.01	<0.0002	0.26J+	<0.0002	<0.005	<0.05	<0.005	<0.1	0.0057J+	<0.01	<0.005
	10/14/2021	<0.009J+	<0.0005	0.062J+	<0.5UJ	<0.01	<0.01	<0.01	<0.005	<0.01	<0.01	<0.01	<0.01	<0.0002	0.24	<0.0002	<0.005	<0.05	<0.005	<0.1	0.0041	<0.01	<0.005
	1/13/2022	<0.009	<0.0005	0.068	<0.5	<0.01	<0.01	<0.1	<0.01	<0.01	<0.01	<0.01	<0.01	<0.0002	0.25	<0.0002	<0.005	<0.05	<0.005	<0.1	0.0053	<0.01	<0.005
	5/31/2022	0.422	0.0006	0.044	<0.5	<0.01	<0.01	<0.01	<0.01	<0.01	<0.01	<0.01	<0.01	<0.0002	0.15	<0.0002	<0.005	<0.05	0.027	<0.1	0.0019	<0.01	<0.005
	7/22/2022	<0.009	<0.0005	0.069	<0.5UJ	<0.01	<0.01	<0.01	<0.005	<0.01	<0.01	<0.01	<0.01	<0.0002	0.27	<0.0002	<0.005	<0.05	<0.005	<0.1	0.0055	<0.01	<0.005
	10/18/2022	<0.009	<0.0005	0.063	<0.5	<0.01	<0.01	<0.01	<0.005	<0.01	<0.01	<0.01	<0.01	<0.0002	0.24	<0.0002	<0.005	<0.05	<0.005	<0.1	0.0047	<0.01	<0.005
PDW-01	4/12/2019	57.9	<0.0005	0.016	<0.5	<0.01	0.01	0.37	0.263	<0.01	<0.01	0.07	<0.01	<0.0002	2.57	<0.0002	<0.005	<0.05	<0.005	<0.1	0.281	0.17	<0.005
	7/17/2019	48.1	<0.0005	0.014	<0.5UJ	<0.01	0.01	0.25	0.18	<0.01	<0.01	0.05	<0.01	<0.0002	2.15	<0.0002	<0.005	<0.05	<0.005	<0.1	0.218	0.1	<0.005
	7/12/2021	44.6	<0.0005	0.012	<0.5	<0.01	0.03	0.32	0.304	<0.01	<0.01	0.08	0.02	0.0039	2.23	0.0002	<0.005	<0.05	<0.005	<0.1	0.22	<0.01	<0.005
PMP-01A	12/6/2017	1.69	<0.0005	0.042	0.8	<0.01	<0.01	<0.01	<0.005	<0.01	<0.01	<0.01	<0.01	<0.0002	0.61	<0.0002	<0.005	<0.05	<0.005	<0.1	0.0029	<0.01	<0.005
	2/12/2018	1.66	<0.0005	0.039	0.7	<0.01	<0.01	<0.01	<0.005	<0.01	<0.01	<0.01	<0.01	<0.0002	0.69	<0.0002	<0.005	<0.05	<0.005	<0.1	0.004	<0.01	<0.005
	4/12/2018	1.8	<0.0005	0.036	0.7	<0.01	<0.01	<0.01	<0.005	<0.01	<0.01	<0.01	<0.01	<0.0002	0.71	<0.0002	<0.005	<0.05	<0.005	<0.1	0.0041	<0.01	<0.005
	6/27/2018	1.93	<0.0005	0.039	0.8	<0.01	<0.01	<0.01	0.014	<0.01	<0.01	<0.01	<0.01	0.0004	0.76	<0.0002	<0.005	<0.05	<0.005	<0.1	0.0046	<0.01	<0.005
	10/5/2018	2.03	<0.0005	0.025	1.2	<0.01	<0.01	<0.01	<0.005	<0.01	<0.01	<0.01	<0.01	0.0015	0.78	<0.0002	<0.005	<0.05	<0.005	<0.1	0.0059	<0.01	<0.005
	1/17/2019	1.17	<0.0005	0.021	0.7	<0.01	<0.01	<0.01	<0.005	<0.01	<0.01	<0.01	<0.01	0.0006	0.4	<0.0002	<0.005	<0.05	<0.005	<0.1	0.0035	<0.01	<0.005
	4/11/2019	0.876	<0.0005	0.02	0.6	<0.01	<0.01	<0.01	<0.005	<0.01	<0.01	<0.01	<0.01	0.0003	0.33	<0.0002	<0.005	<0.05	<0.005	<0.1	0.0025	<0.01	<0.005
	7/16/2019	0.556	<0.0005	0.025	<0.5	<0.01	<0.01	<0.01	<0.005	<0.01	<0.01	<0.01	<0.01	<0.0002	0.22	<0.0002	<0.005	<0.05	<0.005	<0.1	0.0014	<0.01	<0.005
	10/3/2019	0.692	<0.0005	0.028	0.6	<0.01	<0.01	<0.01	<0.005	<0.01	<0.01	<0.01	<0.01	<0.0002	0.31	<0.0002	<0.005	<0.05	<0.005	<0.1	0.0021	<0.01	<0.005
	1/21/2020	0.772	<0.0005	0.024	0.5	<0.01	<0.01	<0.01	<0.005	<0.01	<0.01	<0.01	<0.01	<0.0002	0.29	<0.0002	<0.005	<0.05	<0.005	<0.1	0.0023	<0.01	<0.005
	4/14/2020	0.64	<0.0005	0.02	<0.5	<0.01	<0.01	<0.01	<0.005	<0.01	<0.01	<0.01	<0.01	<0.0002	0.24	<0.0002	<0.005	<0.05	<0.005	<0.1	0.002	<0.01	<0.005
	7/8/2020	0.43	<0.0005	0.023	<0.5	<0.01	<0.01	<0.01	<0.005	<0.01	<0.01	<0.01	<0.01	<0.0002	0.25	<0.0002	<0.005	<0.05	<0.005	<0.1	0.0013	<0.01	<0.005
	10/3/2020	0.561	<0.0005	0.024	<0.5	<0.01	<0.01	<0.01	<0.005	<0.01	<0.01	<0.01	<0.01	<0.0002	0.25J-	<0.0002	<0.005	<0.05	<0.005	<0.1	0.0016	<0.01	<0.005
	1/18/2021	0.54	<0.0005	0.027	<0.5	<0.01	<0.01	<0.01	<0.005	<0.01	<0.01	<0.01	<0.01	<0.0002UJ	0.28	<0.0002	<0.005	<0.05	<0.005	<0.1	0.0017	<0.01	<0.005
	4/7/2021	0.595	<0.0005	0.021	<0.5	<0.01	<0.01	<0.01	<0.005	<0.01	<0.01	<0.01	<0.01	0.0004	0.25	<0.0002	<0.005	<0.05	<0.005	<0.1	0.0019	<0.01	<0.005
	7/12/2021	0.74	<0.0005	0.022	<0.5	<0.01	<0.01	<0.01	<0.005	<0.01	<0.01	<0.01	<0.01	0.0004	0.28	<0.0002	<0.005	<0.05	<0.005	<0.1	0.0021	<0.01	<0.005
	10/12/2021	0.79	<0.0005	0.024	0.6	<0.01	<0.01	<0.01	<0.005	<0.01	<0.01	<0.01	<0.01	0.0008	0.33	<0.0002	<0.005	<0.05	<0.005	<0.1	0.0021	<0.01	<0.005
	1/11/2022	0.833	<0.0005	0.027	0.6	<0.01	<0.01	<0.01	<0.005	<0.01	<0.01	<0.01	<0.01	0.0004	0.37	<0.0002	<0.005	<0.05	<0.005	<0.1	0.0021	<0.01	<0.005
	5/27/2022	1.06	<0.0005	0.02	<0.5	<0.01	<0.01	<0.01	<0.005	<0.01	<0.01	<0.01	<0.01	0.0005	0.37	<0.0002	<0.005	<0.05	<0.005	<0.1	0.0031	<0.01	<0.005
	7/21/2022	0.99	<0.0005	0.022	<0.5	<0.01	<0.01	<0.01	<0.005	<0.01	<0.01	<0.01	<0.01	<0.0002	0.37	<0.0002	<0.005	<0.05	<0.005	<0.1	0.0031	<0.01	<0.005
	10/18/2022	0.838	<0.0005	0.024	<0.5	<0.01	<0.01	<0.01	<0.005	<0.01	<0.01	<0.01	<0.01	0.0003	0.35	<0.0002	<0.005	<0.05	<0.005	<0.1	0.0031	<0.01	<0.005

Attachment 3

Parrot Tailings Waste Removal Project

CSM Addendum

MINOR METALS

Sample Name	Sample Date	Al mg/L	Sb mg/L	Ba mg/L	Br mg/L	Ce mg/L	Ga mg/L	La mg/L	Nd mg/L	Nb mg/L	Pd mg/L	Pr mg/L	Rb mg/L	Ag mg/L	Sr mg/L	Tl mg/L	Th mg/L	Sn mg/L	Ti mg/L	W mg/L	U mg/L	V mg/L	Zr mg/L
PMP-01B	12/5/2017	0.033	<0.0005	0.02	<0.5	<0.01	<0.01	<0.01	<0.005	<0.01	<0.01	<0.01	0.02	0.0002	1.57	<0.0002	<0.005	<0.05	<0.005	<0.1	0.0023	<0.01	<0.005
	2/12/2018	0.074	<0.0005	0.018	<0.5	<0.01	<0.01	<0.01	<0.005	<0.01	<0.01	<0.01	0.02	0.0003	1.58	<0.0002	<0.005	<0.05	<0.005	<0.1	0.002	<0.01	<0.005
	4/13/2018	0.185J-	<0.0005	0.019	<0.5	<0.01	<0.01	<0.01	<0.005	<0.01	<0.01	<0.01	0.02	<0.0002	1.52	<0.0002	<0.005	<0.05	0.007	<0.1	0.0019	<0.01	<0.005
	6/27/2018	0.019	<0.0005	0.014	<0.5	<0.01	<0.01	<0.01	<0.005	<0.01	<0.01	<0.01	0.02	0.0003	1.4	<0.0002	<0.005	<0.05	<0.005	<0.1	0.0017	<0.01	<0.005
	10/5/2018	0.023	<0.0005	0.013	<0.5	<0.01	<0.01	<0.01	<0.005	<0.01	<0.01	<0.01	0.02	0.0004	1.5	<0.0002	<0.005	<0.05	<0.005	<0.1	0.0017	<0.01	<0.005
	1/17/2019	0.02	<0.0005	0.012	<0.5	<0.01	<0.01	<0.01	<0.005	<0.01	<0.01	<0.01	0.02	0.0004	1.36	<0.0002	<0.005	<0.05	<0.005	<0.1	0.0016	<0.01	<0.005
	4/11/2019	0.016	<0.0005	0.012	<0.5	<0.01	<0.01	<0.01	<0.005	<0.01	<0.01	<0.01	0.02	0.0004	1.39	<0.0002	<0.005	<0.05	<0.005	<0.1	0.0015	<0.01	<0.005
	7/16/2019	0.022	<0.0005	0.013	<0.5	<0.01	<0.01	<0.01	<0.005	<0.01	<0.01	<0.01	0.02	0.0002	1.42	<0.0002	<0.005	<0.05	<0.005	<0.1	0.0016	<0.01	<0.005
	10/3/2019	0.018	<0.0005	0.012	<0.5	<0.01	<0.01	<0.01	<0.005	<0.01	<0.01	<0.01	0.02	0.0004	1.32	<0.0002	<0.005	<0.05	<0.005	<0.1	0.0015	<0.01	<0.005
	1/21/2020	0.016	<0.0005	0.013	<0.5	<0.01	<0.01	<0.01	<0.005	<0.01	<0.01	<0.01	0.02	0.0003	1.36	<0.0002	<0.005	<0.05	<0.005	<0.1	0.0016	<0.01	<0.005
	4/13/2020	0.036	<0.0005	0.012	<0.5	<0.01	<0.01	<0.01	<0.005	<0.01	<0.01	<0.01	0.02	0.0004	1.36	<0.0002	<0.005	<0.05	<0.005	<0.1	0.0016	<0.01	<0.005
	7/8/2020	0.064	<0.0005	0.014	<0.5	<0.01	<0.01	<0.01	<0.005	<0.01	<0.01	<0.01	0.02	0.0003	1.45	<0.0002	<0.005	<0.05	<0.005	<0.1	0.0015	<0.01	<0.005
	10/3/2020	0.01	<0.0005	0.013	<0.5	<0.01	<0.01	<0.01	<0.005	<0.01	<0.01	<0.01	0.02	0.0005	1.27J-	<0.0002	<0.005	<0.05	<0.005	<0.1	0.0014	<0.01	<0.005
	1/18/2021	0.017J-	<0.0005	0.013	<0.5	<0.01	<0.01	<0.01	<0.005	<0.01	<0.01	<0.01	0.02	0.0006J-	1.37	<0.0002	<0.005	<0.05	<0.005	<0.1	0.0016	<0.01	<0.005
	4/7/2021	0.016	<0.0005	0.013	<0.5	<0.01	<0.01	<0.01	<0.005	<0.01	<0.01	<0.01	0.02	0.0006	1.35	<0.0002	<0.005	<0.05	<0.005	<0.1	0.0016	<0.01	<0.005
	7/12/2021	0.022	<0.0005	0.014	<0.5	<0.01	<0.01	<0.01	<0.005	<0.01	<0.01	<0.01	0.02	0.0004	1.33	<0.0002	<0.005	<0.05	<0.005	<0.1	0.0016	<0.01	<0.005
	10/12/2021	0.015	<0.0005	0.014	<0.5	<0.01	<0.01	<0.01	<0.005	<0.01	<0.01	<0.01	0.02	0.0005	1.37	<0.0002	<0.005	<0.05	<0.005	<0.1	0.0014	<0.01	<0.005
	1/11/2022	0.016	<0.0005	0.013	<0.5	<0.01	<0.01	<0.01	<0.005	<0.01	<0.01	<0.01	0.02	0.0003	1.45	<0.0002	<0.005	<0.05	<0.005	<0.1	0.0014	<0.01	<0.005
	5/27/2022	0.019	<0.0005	0.013	<0.5	<0.01	<0.01	<0.01	<0.005	<0.01	<0.01	<0.01	0.02	0.0004	1.32	<0.0002	<0.005	<0.05	<0.005	<0.1	0.0015	<0.01	<0.005
	7/22/2022	0.015	<0.0005	0.014	<0.5	<0.01	<0.01	<0.01	<0.005	<0.01	<0.01	<0.01	0.02	0.0003	1.29	<0.0002	<0.005	<0.05	<0.005	<0.1	0.0015	<0.01	<0.005
	10/18/2022	0.014	<0.0005	0.013	<0.5	<0.01	<0.01	<0.01	<0.005	<0.01	<0.01	<0.01	0.02	0.0004	1.24	<0.0002	<0.005	<0.05	<0.005	<0.1	0.0015	<0.01	<0.005
PMP-02A	12/6/2017	2.62	0.0006	0.036	<0.5	<0.01	<0.01	0.04	0.027	<0.01	<0.01	<0.01	<0.01	<0.0002	1.6	<0.0002	<0.005	<0.05	<0.005	<0.1	0.0115	<0.01	<0.005
	2/14/2018	0.805	<0.0005	0.283	<0.5	<0.01	<0.01	0.01	0.008	<0.01	<0.01	<0.01	<0.01	<0.0002	1	<0.0002	<0.005	<0.05	<0.005	<0.1	0.002	<0.01	<0.005
	4/12/2018	1.66	<0.0005	0.033	<0.5	<0.01	<0.01	0.04	0.028	<0.01	<0.01	<0.01	<0.01	<0.0002	1.53	<0.0002	<0.005	<0.05	<0.005	<0.1	0.0072	<0.01	<0.005
	6/27/2018	45.6	0.0006	0.02	<0.5	<0.01	<0.01	0.19	0.182	<0.01	<0.01	0.05	<0.01	<0.0002	1.28	<0.0002	<0.005	<0.05	<0.005	<0.1	0.269	0.01	<0.005
	10/5/2018	33.9	<0.0005	0.022	<0.5	<0.01	<0.01	0.15	0.142	<0.01	<0.01	0.03	<0.01	<0.0002	0.96	<0.0002	<0.005	<0.05	<0.005	<0.1	0.223	<0.01	<0.005
	1/17/2019	8.62	<0.0005	0.02	<0.5	<0.01	<0.01	0.09	0.072	<0.01	<0.01	0.02	<0.01	<0.0002	1.97	<0.0002	<0.005	<0.05	<0.005	<0.1	0.0454	0.01	<0.005
	4/11/2019	5.45	<0.0005	0.017	<0.5	<0.01	<0.01	0.06	0.046	<0.01	<0.01	0.01	<0.01	<0.0002	1.46	<0.0002	<0.005	<0.05	<0.005	<0.1	0.0298	<0.01	<0.005
	7/17/2019	52	<0.0005	0.017	<0.5UJ	<0.01	0.01	0.22	0.217	<0.01	<0.01	0.06	<0.01	<0.0002	1.38	<0.0002	0.017	<0.05	<0.005	<0.1	0.354	0.02	<0.005
	10/4/2019	20.3	<0.0005	0.017	<0.5	<0.01	<0.01	0.08	0.081	<0.01	<0.01	0.02	<0.01	<0.0002	0.76	<0.0002	<0.005	<0.05	<0.005	<0.1	0.142	<0.01	<0.005
	1/21/2020	5.94	<0.0005	0.017	<0.5	<0.01	<0.01	0.04	0.039	<0.01	<0.01	0.01	<0.01	<0.0002	1.16	<0.0002	<0.005	<0.05	<0.005	<0.1	0.0308	<0.01	<0.005
	4/10/2020	2.66	<0.0005	0.016	<0.5	<0.01	<0.01	0.02	0.018	<0.01	<0.01	<0.01	<0.01	<0.0002	0.79	<0.0002	<0.005	<0.05	<0.005	<0.1	0.015	<0.01	<0.005
	7/9/2020	1.01	<0.0005	0.02	<0.5	<0.01	<0.01	<0.01	0.006	<0.01	<0.01	<0.01	<0.01	<0.0002	0.4	<0.0002	<0.005	<0.05	<0.005	<0.1	0.0069	<0.01	<0.005
	10/1/2020	1.06	<0.0005	0.037	<0.5	<0.01	<0.01	<0.01	0.006	<0.01	<0.01	<0.01	<0.01	<0.0002	0.37	<0.0002	<0.005	<0.05	<0.005	<0.1	0.0071	<0.01	<0.005
	1/18/2021	7.47	<0.0005	0.023	<0.5	<0.01	<0.01	0.09	0.064	<0.01	<0.01	0.02	<0.01UJ	<0.0002	1.77	<0.0002	<0.005	<0.05	<0.005	<0.1	0.0374	0.01	<0.005
	4/7/2021	8.75	<0.0005	0.016	<0.5	<0.01	<0.01	0.09	0.058	<0.01	<0.01	0.02	<0.01	<0.0002	2.15	<0.0002	<0.005	<0.05	<0.005	<0.1	0.0401	0.02	<0.005
	7/8/2021	7.02	<0.0005	0.015	<0.5	<0.01	<0.01	0.08	0.053	<0.01	<0.01	0.02	<0.01	<0.0002	1.89	<0.0002	<0.005	<0.05	<0.005	<0.1	0.0372	0.02	<0.005
	10/13/2021	6.23	<0.0005	0.016	<0.5	<0.01	<0.01	0.05	0.038	<0.01	<0.01	0.01	<0.01	<0.0002	0.85	<0.0002	<0.005	<0.05	<0.005	<0.1	0.0409	<0.01	<0.005
	1/13/2022	4.42	<0.0005	0.016	<0.5	<0.01	<0.01	0.04	0.033	<0.01	<0.01	<0.01	<0.01	<0.0002	1.11	<0.0002	<0.005	<0.05	<0.005	<0.1	0.0253	<0.01	<0.005
	5/25/2022	5.97	<0.0005	0.014	<0.5	<0.01	<0.01	0.06	0.04	<0.01	<0.01	0.01	<0.01	<0.0002	1.66	<0.0002	<0.005	<0.05	<0.005	<0.1	0.0278	0.02	<0.005
	7/21/2022	6.24	<0.0005	0.014	<0.5	<0.01	<0.01	0.06	0.044	<0.01	<0.01	0.01	<0.01	<0.0002	1.41	<0.0002	<0.005	<0.05	<0.005	<0.1	0.0365	0.01	<0.005
	10/18/2022	5.98	<0.0005	0.015	<0.5	<0.01	<0.01	0.05	0.037	<0.01	<0.01	0.01	<0.01	<0.0002	0.78	<0.0002	<0.005	<0.05	<0.005	<0.1	0.0413	<0.01	<0.005

Attachment 3

Parrot Tailings Waste Removal Project

CSM Addendum

MINOR METALS

Sample Name	Sample Date	Al mg/L	Sb mg/L	Ba mg/L	Br mg/L	Ce mg/L	Ga mg/L	La mg/L	Nd mg/L	Nb mg/L	Pd mg/L	Pr mg/L	Rb mg/L	Ag mg/L	Sr mg/L	Tl mg/L	Th mg/L	Sn mg/L	Ti mg/L	W mg/L	U mg/L	V mg/L	Zr mg/L
PMP-02B	12/4/2017	11.2	<0.0005	0.013	0.6	<0.01	0.02	0.17	0.064	<0.01	<0.01	0.02	0.02	0.0008	3.34	<0.0002	<0.005	<0.05	<0.005	<0.1	0.0191	<0.01	<0.005
	2/12/2018	10.4	<0.0005	0.014	<0.5	<0.01	0.02	0.16	0.063	<0.01	<0.01	0.02	0.02	<0.0002	3.07	<0.0002	<0.005	<0.05	<0.005	<0.1	0.0177	<0.01	<0.005
	4/12/2018	10.9	<0.0005	0.012	<0.5	<0.01	0.02	0.15	0.061	<0.01	<0.01	0.02	0.02	<0.0002	3.03	<0.0002	<0.005	<0.05	<0.005	<0.1	0.0174	<0.01	<0.005
	6/27/2018	11.6	<0.0005	0.018	<0.5	<0.01	<0.01	0.15	0.088	<0.01	<0.01	0.03	0.01	<0.0002	2.9	<0.0002	<0.005	<0.05	<0.005	<0.1	0.0168	<0.01	<0.005
	10/5/2018	10.6	<0.0005	0.013	<0.5	<0.01	<0.01	0.13	0.051	<0.01	<0.01	0.02	0.02	0.0003	2.86	<0.0002	<0.005	<0.05	<0.005	<0.1	0.0182	<0.01	<0.005
	1/17/2019	11.6	<0.0005	0.013	<0.5	<0.01	<0.01	0.14	0.054	<0.01	<0.01	0.02	0.02	0.0002J+	2.76	<0.0002	<0.005	<0.05	<0.005	<0.1	0.0184	<0.01	<0.005
	4/11/2019	13	<0.0005	0.013	<0.5	<0.01	<0.01	0.14	0.052	<0.01	<0.01	0.02	0.02	<0.0002	2.91	<0.0002	<0.005	<0.05	<0.005	<0.1	0.0186	<0.01	<0.005
	7/17/2019	12.7	<0.0005	0.013	<0.5UJ	<0.01	<0.01	0.13	0.054	<0.01	<0.01	0.02	0.02	<0.0002	2.78	<0.0002	<0.005	<0.05	<0.005	<0.1	0.0232	<0.01	<0.005
	10/4/2019	14.4	<0.0005	0.012	<0.5	<0.01	<0.01	0.14	0.057	<0.01	<0.01	0.02	0.02	0.0005	2.99	<0.0002	<0.005	<0.05	<0.005	<0.1	0.0232	<0.01	<0.005
	1/21/2020	14.5	<0.0005	0.013	<0.5	<0.01	<0.01	0.14	0.055	<0.01	<0.01	0.02	0.02	0.0009	2.97	<0.0002	<0.005	<0.05	<0.005	<0.1	0.0254	<0.01	<0.005
	4/10/2020	14.3	<0.0005	0.013	<0.5	<0.01	<0.01	0.15	0.057	<0.01	<0.01	0.02	0.02	0.0009	3.02	<0.0002	<0.005	<0.05	<0.005	<0.1	0.025	<0.01	<0.005
	7/9/2020	15	<0.0005	0.012	<0.5	<0.01	<0.01	0.18	0.072	<0.01	<0.01	0.02	0.02	0.0009	3.13	<0.0002	<0.005	<0.05	<0.005	<0.1	0.028	<0.01	<0.005
	10/1/2020	16.2	<0.0005	0.012	<0.5	<0.01	<0.01	0.21	0.08	<0.01	<0.01	0.03	0.02	0.0014	3.48	<0.0002	<0.005	<0.05	<0.005	<0.1	0.031	<0.01	<0.005
	1/18/2021	14.9	<0.0005	0.013	<0.5	<0.01	<0.01	0.2	0.076	<0.01	<0.01	0.03	<0.01UJ	0.0018	3.33	<0.0002	<0.005	<0.05	<0.005	<0.1	0.0353	<0.01	<0.005
	4/7/2021	17.4	<0.0005	0.013	<0.5	<0.01	0.02	0.22	0.074	<0.01	<0.01	0.03	0.02	0.0021	3.48	<0.0002	<0.005	<0.05	<0.005	<0.1	0.0319	<0.01	<0.005
	7/8/2021	17.2	<0.0005	0.013	<0.5	<0.01	0.02	0.21	0.084	<0.01	<0.01	0.03	0.02	0.0059	3.5	<0.0002	<0.005	<0.05	<0.005	<0.1	0.0351	<0.01	<0.005
	10/13/2021	18.3	<0.0005	0.013	<0.5	<0.01	0.01	0.25	0.093	<0.01	<0.01	0.03	0.02	0.0066	3.69	<0.0002	<0.005	<0.05	<0.005	<0.1	0.0379	<0.01	<0.005
	1/13/2022	16.8	<0.0005	0.013	<1	<0.01	0.01	0.24	0.092	<0.01	<0.01	0.03	0.02	0.0099	3.79	<0.0002	<0.005	<0.05	<0.005	<0.1	0.037	<0.01	<0.005
	5/25/2022	8.29	<0.0005	0.014	<0.5	<0.01	<0.01	0.15	0.06	<0.01	<0.01	0.02	0.02	0.0008	3.39	<0.0002	<0.005	<0.05	<0.005	<0.1	0.0185	<0.01	<0.005
	5/25/2022	8.29	<0.0005	0.014	<0.5	<0.01	<0.01	0.15	0.06	<0.01	<0.01	0.02	0.02	0.0008	3.39	<0.0002	<0.005	<0.05	<0.005	<0.1	0.0185	<0.01	<0.005
	7/21/2022	12.1	<0.0005	0.014	<0.5	<0.01	0.01	0.17	0.069	<0.01	<0.01	0.02	0.02	0.0016	3.46	<0.0002	<0.005	<0.05	<0.005	<0.1	0.0200	<0.01	<0.005
	10/18/2022	11.6	<0.0005	0.015	<0.5	<0.01	0.01	0.14	0.059	<0.01	<0.01	0.02	0.02	0.0015	3.42	<0.0002	<0.005	<0.05	<0.005	<0.1	0.0166	<0.01	<0.005
PMP-03A	12/5/2017	1.49	<0.0005	0.021	0.7	<0.01	<0.01	<0.01	<0.005	<0.01	<0.01	<0.01	<0.01	<0.0002	2.76	<0.0002	<0.005	<0.05	<0.005	<0.1	0.001	<0.01	<0.005
	2/12/2018	1.08	<0.0005	0.019	<0.5	<0.01	<0.01	<0.01	<0.005	<0.01	<0.01	<0.01	<0.01	<0.0002	2.73	<0.0002	<0.005	<0.05	<0.005	<0.1	0.0011	<0.01	<0.005
	4/13/2018	0.927J-	<0.0005	0.017	0.5	<0.01	<0.01	<0.01	<0.005	<0.01	<0.01	<0.01	<0.01	<0.0002	2.52	<0.0002	<0.005	<0.05	<0.005	<0.1	0.0011	<0.01	<0.005
	6/27/2018	0.936	<0.0005	0.021	0.6	<0.01	<0.01	<0.01	0.013	<0.01	<0.01	<0.01	<0.01	<0.0002	2.28	<0.0002	<0.005	<0.05	<0.005	<0.1	0.002	<0.01	<0.005
	10/4/2018	1.11	<0.0005	0.017	0.6	<0.01	<0.01	<0.01	<0.005	<0.01	<0.01	<0.01	<0.01	<0.0002	2.26	<0.0002	<0.005	<0.05	<0.005	<0.1	0.0013	<0.01	<0.005
	1/18/2019	1.36	<0.0005	0.017	<0.5	<0.01	<0.01	<0.01	<0.005	<0.01	<0.01	<0.01	<0.01	<0.0002	2.46	<0.0002	<0.005	<0.05	<0.005	<0.1	0.0014	<0.01	<0.005
	4/10/2019	0.66	<0.0005	0.031	1.3	<0.01	<0.01	<0.01	<0.005	<0.01	<0.01	<0.01	<0.01	<0.0002	2.28	<0.0002	<0.005	<0.05	<0.005	<0.1	0.0026	<0.01	<0.005
	7/17/2019	0.97	<0.0005	0.016	0.6J-	<0.01	<0.01	<0.01	<0.005	<0.01	<0.01	<0.01	<0.01	<0.0002	2.1	<0.0002	<0.005	<0.05	<0.005	<0.1	0.0016	<0.01	<0.005
	10/4/2019	1.15	<0.0005	0.018	0.6	<0.01	<0.01	<0.01	<0.005	<0.01	<0.01	<0.01	<0.01	<0.0002	2.38	<0.0002	<0.005	<0.05	<0.005	<0.1	0.0017	<0.01	<0.005
	1/21/2020	1.11	<0.0005	0.017	<0.5	<0.01	<0.01	<0.01	<0.005	<0.01	<0.01	<0.01	<0.01	<0.0002	2.54	<0.0002	<0.005	<0.05	<0.005	<0.1	0.0015	<0.01	<0.005
	4/10/2020	1.55	<0.0005	0.016	<0.5	<0.01	<0.01	<0.01	<0.005	<0.01	<0.01	<0.01	<0.01	<0.0002	2.54	<0.0002	<0.005	<0.05	<0.005	<0.1	0.0015	<0.01	<0.005
	7/8/2020	1.23	<0.0005	0.016	<0.5	<0.01	<0.01	0.01	<0.005	<0.01	<0.01	<0.01	<0.01	<0.0002	2.38	<0.0002	<0.005	<0.05	<0.005	<0.1	0.0015	<0.01	<0.005
	10/2/2020	0.9	<0.0005	0.021	0.7	<0.01	<0.01	<0.01	<0.005	<0.01	<0.01	<0.01	<0.01	<0.0002	2.39	<0.0002	<0.005	<0.05	<0.005	<0.1	0.002	<0.01	<0.005
	1/18/2021	1.11	<0.0005	0.017	<0.5	<0.01	<0.01	0.01	<0.005	<0.01	<0.01	<0.01	<0.01	<0.0002	2.52	<0.0002	<0.005	<0.05	<0.005	<0.1	0.0016	<0.01	<0.005
	4/7/2021	1.04	<0.0005	0.017	0.5	<0.01	<0.01	0.01	<0.005	<0.01	<0.01	<0.01	<0.01	<0.0002	2.87	<0.0002	<0.005	<0.05	<0.005	<0.1	0.0016	<0.01	<0.005
	7/7/2021	1.46J+	<0.0005	0.017	<0.5	<0.01	<0.01	0.01	<0.005	<0.01	<0.01	<0.01	<0.01	<0.0002	2.43	<0.0002	<0.005	<0.05	<0.005	<0.1	0.0014	<0.01	<0.005
	10/13/2021	0.848	<0.0005	0.019	1	<0.01	<0.01	<0.01	<0.005	<0.01	<0.01	<0.01	<0.01	<0.0002	2.33	<0.0002	<0.005	<0.05	<0.005	<0.1	0.001	<0.01	<0.005
	1/13/2022	0.767	<0.0005	0.023	0.7	<0.01	<0.01	<0.01	<0.005	<0.01	<0.01	<0.01	<0.01	<0.0002	2.55	<0.0002	<0.005	<0.05	<0.005	<0.1	0.0014	<0.01	<0.005
	5/31/2022	0.663	<0.0005	0.018	0.8	<0.01	<0.01	<0.01	<0.005	<0.01	<0.01	<0.01	<0.01	<0.0002	2.52	<0.0002	<0.005	<0.05	<0.005	<0.1	0.0019	<0.01	<0.005
	7/24/2022	0.942	<0.0005	0.017	0.8	<0.01	<0.01	<0.01	<0.005	<0.01	<0.01	<0.01	<0.01	<0.0002	2.28	<0.0002	<0.005	<0.05	<0.005	<0.1	0.0017	<0.01	<0.005
	10/18/2022	0.741	<0.0005	0.019	1.0	<0.01	<0.01	<0.01	<0.005	<0.01	<0.01	<0.01	<0.01	<0.0002	2.11	<0.0002	<0.005	<0.05	<0.005	<0.1	0.0011	<0.01	<0.005

Attachment 3

Parrot Tailings Waste Removal Project

CSM Addendum

MINOR METALS

Sample Name	Sample Date	Al mg/L	Sb mg/L	Ba mg/L	Br mg/L	Ce mg/L	Ga mg/L	La mg/L	Nd mg/L	Nb mg/L	Pd mg/L	Pr mg/L	Rb mg/L	Ag mg/L	Sr mg/L	Tl mg/L	Th mg/L	Sn mg/L	Ti mg/L	W mg/L	U mg/L	V mg/L	Zr mg/L
PMP-04B	12/5/2017	0.048	<0.0005	0.019	<0.5	<0.01	<0.01	<0.01	<0.005	<0.01	<0.01	<0.01	<0.01	<0.0002	1.38	<0.0002	<0.005	<0.05	<0.005	<0.1	0.0003	<0.01	<0.005
	2/12/2018	0.094	<0.0005	0.018	<0.5	<0.01	<0.01	<0.01	<0.005	<0.01	<0.01	<0.01	<0.01	<0.0002	1.4	<0.0002	<0.005	<0.05	<0.005	<0.1	0.0004	<0.01	<0.005
	4/12/2018	0.037J+	<0.0005	0.017	<0.5	<0.01	<0.01	<0.01	<0.005	<0.01	<0.01	<0.01	<0.01	<0.0002	1.41	<0.0002	<0.005	<0.05	<0.005	<0.1	0.0004	<0.01	<0.005
	6/27/2018	0.054	<0.0005	0.017	<0.5	<0.01	<0.01	<0.01	0.03	<0.01	<0.01	<0.01	<0.01	<0.0002	1.41	<0.0002	<0.005	<0.05	<0.005	<0.1	0.0005	<0.01	<0.005
	10/5/2018	0.047	<0.0005	0.016	<0.5	<0.01	<0.01	<0.01	<0.005	<0.01	<0.01	<0.01	<0.01	<0.0002	1.41	<0.0002	<0.005	<0.05	<0.005	<0.1	0.0005	<0.01	<0.005
	10/5/2018	0.047	<0.0005	0.016	<0.5	<0.01	<0.01	<0.01	<0.005	<0.01	<0.01	<0.01	<0.01	<0.0002	1.41	<0.0002	<0.005	<0.05	<0.005	<0.1	0.0005	<0.01	<0.005
	1/17/2019	0.06	<0.0005	0.016	<0.5	<0.01	<0.01	<0.01	<0.005	<0.01	<0.01	<0.01	<0.01	<0.0002	1.39	<0.0002	<0.005	<0.05	<0.005	<0.1	0.0006	<0.01	<0.005
	4/10/2019	0.06	<0.0005	0.016	<0.5	<0.01	<0.01	<0.01	<0.005	<0.01	<0.01	<0.01	<0.01	<0.0002	1.47	<0.0002	<0.005	<0.05	<0.005	<0.1	0.0006	<0.01	<0.005
	7/16/2019	0.06	<0.0005	0.016	<0.5UJ	<0.01	<0.01	<0.01	<0.005	<0.01	<0.01	<0.01	<0.01	<0.0002	1.4	<0.0002	<0.005	<0.05	<0.005	<0.1	0.0006	<0.01	<0.005
	10/3/2019	0.071	<0.0005	0.015	<0.5	<0.01	<0.01	<0.01	<0.005	<0.01	<0.01	<0.01	<0.01	<0.0002	1.42	<0.0002	<0.005	<0.05	<0.005	<0.1	0.0006	<0.01	<0.005
	1/21/2020	0.068	<0.0005	0.014	<0.5	<0.01	<0.01	<0.01	<0.005	<0.01	<0.01	<0.01	<0.01	<0.0002	1.44	<0.0002	<0.005	<0.05	<0.005	<0.1	0.0007	<0.01	<0.005
	4/10/2020	0.095	<0.0005	0.015	<0.5	<0.01	<0.01	<0.01	<0.005	<0.01	<0.01	<0.01	<0.01	<0.0002	1.46	<0.0002	<0.005	<0.05	<0.005	<0.1	0.0007	<0.01	<0.005
	7/8/2020	0.084	<0.0005	0.014	<0.5	<0.01	<0.01	<0.01	<0.005	<0.01	<0.01	<0.01	<0.01	<0.0002	1.47	<0.0002	<0.005	<0.05	<0.005	<0.1	0.0006	<0.01	<0.005
	10/1/2020	0.072	<0.0005	0.014	<0.5	<0.01	<0.01	<0.01	<0.005	<0.01	<0.01	<0.01	<0.01	<0.0002	1.47	<0.0002	<0.005	<0.05	<0.005	<0.1	0.0007	<0.01	<0.005
	1/18/2021	0.062	<0.0005	0.015	<0.5	<0.01	<0.01	<0.01	<0.005	<0.01	<0.01	<0.01	<0.01	<0.0002	1.39	<0.0002	<0.005	<0.05	<0.005	<0.1	0.0007	<0.01	<0.005
	4/7/2021	0.068	<0.0005	0.014	<0.5	<0.01	<0.01	<0.01	<0.005	<0.01	<0.01	<0.01	<0.01	<0.0002	1.36	<0.0002	<0.005	<0.05	<0.005	<0.1	0.0007	<0.01	<0.005
	7/8/2021	0.053	<0.0005	0.014	<0.5	<0.01	<0.01	<0.01	<0.005	<0.01	<0.01	<0.01	<0.01	<0.0002	1.29	<0.0002	<0.005	<0.05	<0.005	<0.1	0.0007	<0.01	<0.005
	10/12/2021	0.06	<0.0005	0.014	<0.5	<0.01	<0.01	<0.01	<0.005	<0.01	<0.01	<0.01	<0.01	<0.0002	1.32	<0.0002	<0.005	<0.05	<0.005	<0.1	0.0007	<0.01	<0.005
	1/12/2022	0.058	<0.0005	0.013	<0.5	<0.01	<0.01	<0.01	<0.005	<0.01	<0.01	<0.01	<0.01	<0.0002	1.34	<0.0002	<0.005	<0.05	<0.005	<0.1	0.0007	<0.01	<0.005
	5/31/2022	0.056	<0.0005	0.013	<0.5	<0.01	<0.01	<0.01	<0.005	<0.01	<0.01	<0.01	<0.01	<0.0002	1.22	<0.0002	<0.005	<0.05	<0.005	<0.1	0.0006	<0.01	<0.005
	7/21/2022	0.094	<0.0005	0.015	<0.5	<0.01	<0.01	<0.01	<0.005	<0.01	<0.01	<0.01	<0.01	<0.0002	1.23	<0.0002	<0.005	<0.05	<0.005	<0.1	0.0011	<0.01	<0.005
	10/18/2022	0.056	<0.0005	0.014	<0.5	<0.01	<0.01	<0.01	<0.005	<0.01	<0.01	<0.01	<0.01	<0.0002	1.27	<0.0002	<0.005	<0.05	<0.005	<0.1	0.0004	<0.01	<0.005
PMP-05A	12/5/2017	0.05	<0.0005	0.028	<0.5	<0.01	<0.01	<0.01	<0.005	<0.01	<0.01	<0.01	<0.01	<0.0002	2.07	<0.0002	<0.005	<0.05	<0.005	<0.1	0.0019	<0.01	<0.005
	2/8/2018	0.257	<0.0005	0.023	<0.5	<0.01	<0.01	<0.01	<0.005	<0.01	<0.01	<0.01	<0.01	<0.0002	2.42	<0.0002	<0.005	<0.05	<0.005	<0.1	0.0006	<0.01	<0.005
	4/11/2018	0.07	<0.0005	0.024	<0.5	<0.01	<0.01	<0.01	<0.005	<0.01	<0.01	<0.01	<0.01	<0.0002	2.31	<0.0002	<0.005	<0.05	<0.005	<0.1	0.0007	<0.01	<0.005
	7/11/2018	0.035	<0.0005	0.02	<0.5	<0.01	<0.01	<0.01	<0.005	<0.01	<0.01	<0.01	<0.01	<0.0002	2.26	<0.0002	<0.005	<0.05	<0.005	<0.1	0.0005	<0.01	<0.005
	10/4/2018	0.088	<0.0005	0.019	<0.5	<0.01	<0.01	<0.01	<0.005	<0.01	<0.01	<0.01	<0.01	<0.0002	2.13	<0.0002	<0.005	<0.05	<0.005	<0.1	0.0004	<0.01	<0.005
	1/15/2019	0.132	<0.0005	0.019	<0.5	<0.01	<0.01	<0.01	<0.005	<0.01	<0.01	<0.01	<0.01	<0.0002	2.35	<0.0002	<0.005	<0.05	<0.005	<0.1	0.0005	<0.01	<0.005
	4/9/2019	0.12	<0.0005	0.021	<0.5	<0.01	<0.01	<0.01	<0.005	<0.01	<0.01	<0.01	<0.01	<0.0002	2.25	<0.0002	<0.005	<0.05J-	<0.005	<0.1	0.0005	<0.01	<0.005
	7/16/2019	0.135J-	<0.0005	0.02	<0.5	<0.01	<0.01	<0.01	<0.005	<0.01	<0.01	<0.01	<0.01	<0.0002	2.12	<0.0002	<0.005	<0.05	<0.005	<0.1	0.0005	<0.01	<0.005
	10/2/2019	0.144	<0.0005	0.018	<0.5	<0.01	<0.01	<0.01	<0.005	<0.01	<0.01	<0.01	<0.01	<0.0002	2.08	<0.0002	<0.005	<0.05	<0.005	<0.1	0.0005	<0.01	<0.005
	1/20/2020	0.142	<0.0005	0.023	<0.5UJ	<0.01	<0.01	<0.01	<0.005	<0.01	<0.01	<0.01	<0.01	<0.0002	2.28	<0.0002	<0.005	<0.05	<0.005	<0.1	0.0006	<0.01	<0.005
	4/8/2020	0.157	<0.0005	0.024	<0.5	<0.01	<0.01	<0.01	<0.005	<0.01	<0.01	<0.01	<0.01	<0.0002	1.82	<0.0002	<0.005	<0.05	<0.005	<0.1	0.0008	<0.01	<0.005
	7/7/2020	0.145	<0.0005	0.027	<0.5	<0.01	<0.01	<0.01	<0.005	<0.01	<0.01	<0.01	<0.01	<0.0002	1.94	<0.0002	<0.005	<0.05	<0.005	<0.1	0.0008	<0.01	<0.005
	10/1/2020	0.115	<0.0005	0.02	<0.5	<0.01	<0.01	<0.01	<0.005	<0.01	<0.01	<0.01	<0.01	<0.0002	1.84	<0.0002	<0.005	<0.05	<0.005	<0.1	0.0008	<0.01	<0.005
	1/15/2021	0.091	0.0006	0.024	<0.5	<0.01	<0.01	<0.01	<0.005	<0.01	<0.01	<0.01	<0.01	<0.0002	1.93	<0.0002	<0.005	<0.05	<0.005	<0.1	0.0012	<0.01	<0.005
	4/6/2021	0.178	0.0005	0.022	<0.5	<0.01	<0.01	<0.01	<0.005	<0.01	<0.01	<0.01	<0.01	<0.0002	2	<0.0002	<0.005	<0.05	<0.005	<0.1	0.0012	<0.01	<0.005
	7/7/2021	0.126	0.0008	0.021	<0.5	<0.01	<0.01	<0.01	<0.005	<0.01	<0.01	<0.01	<0.01	<0.0002	1.36	<0.0002	<0.005	<0.05	<0.005	<0.1	0.0019	<0.01	<0.005
	10/11/2021	0.107	0.0009	0.021	<0.5	<0.01	<0.01	<0.01	<0.005	<0.01	<0.01	<0.01	<0.01	<0.0002	1.18	<0.0002	<0.005	<0.05	<0.005	<0.1	0.0023	<0.01	<0.005
	1/7/2022	0.133	0.0011	0.021	<0.5	<0.01	<0.01	<0.01	<0.005	<0.01	<0.01	<0.01	<0.01	<0.0002	1.39	<0.0002	<0.005	<0.05	<0.005	<0.1	0.0021	<0.01	<0.005
	5/31/2022	0.158	0.0014	0.019	<0.5	<0.01	<0.01	<0.01	<0.005	<0.01	<0.01	<0.01	<0.01	<0.0002	1.44	<0.0002	<0.005	<0.05	<0.005	<0.1	0.0026	<0.01	<0.005
	7/22/2022	0.112	0.0015	0.021	<0.5	<0.01	<0.01	<0.01	<0.005	<0.01	<0.01	<0.01	<0.01	<0.0002	1.28	<0.0002	<0.005	<0.05	<0.005	<0.1	0.0032	<0.01	<0.005
	10/17/2022	0.098	0.0011	0.016	<0.5	<0.01	<0.01	<0.01	<0.005	<0.01	<0.01	<0.01	<0.01	<0.0002	1.17	<0.0002	<0.005	<0.05	<0.005	<0.1	0.0031	<0.01	<0.005

Attachment 3

Parrot Tailings Waste Removal Project

CSM Addendum

MINOR METALS

Sample Name	Sample Date	Al mg/L	Sb mg/L	Ba mg/L	Br mg/L	Ce mg/L	Ga mg/L	La mg/L	Nd mg/L	Nb mg/L	Pd mg/L	Pr mg/L	Rb mg/L	Ag mg/L	Sr mg/L	Tl mg/L	Th mg/L	Sn mg/L	Ti mg/L	W mg/L	U mg/L	V mg/L	Zr mg/L
PMP-05BR	12/4/2017	2.1	<0.0005	0.029	<0.5	<0.01	<0.01	<0.01	0.006	<0.01	<0.01	<0.01	0.01	0.0007	3.64	<0.0002	<0.005	<0.05	<0.005	<0.1	0.0036	<0.01	<0.005
	2/8/2018	1.38	<0.0005	0.025	<0.5	<0.01	<0.01	<0.01	<0.005	<0.01	<0.01	<0.01	0.01	0.0006	3.41	<0.0002	<0.005	<0.05	<0.005	<0.1	0.0023	<0.01	<0.005
	4/12/2018	1.52	<0.0005	0.02	<0.5	<0.01	<0.01	<0.01	<0.005	<0.01	<0.01	<0.01	0.01	<0.0002	3.2	<0.0002	<0.005	<0.05	<0.005	<0.1	0.0019	<0.01	<0.005
	7/10/2018	1.56	<0.0005	0.02	<0.5	<0.01	<0.01	<0.01	<0.005	<0.01	<0.01	<0.01	0.01	0.0003	2.97	<0.0002	<0.005	<0.05	<0.005	<0.1	0.0025	<0.01	<0.005
	10/4/2018	1.9	<0.0005	0.02	<0.5	<0.01	<0.01	<0.01	0.006	<0.01	<0.01	<0.01	0.01	<0.0002	2.92	<0.0002	<0.005	<0.05	<0.005	<0.1	0.0031	<0.01	<0.005
	1/16/2019	1.66	<0.0005	0.018	<0.5	<0.01	<0.01	<0.01	0.006	<0.01	<0.01	<0.01	0.01	<0.0002	2.72	<0.0002	<0.005	<0.05	<0.005	<0.1	0.0021	<0.01	<0.005
	4/9/2019	1.51	<0.0005	0.018	<0.5	<0.01	<0.01	<0.01	0.005	<0.01	<0.01	<0.01	0.01	<0.0002	2.59	<0.0002	<0.005	<0.05J-	<0.005	<0.1	0.0017	<0.01	<0.005
	7/16/2019	1.46J-	<0.0005	0.018	<0.5	<0.01	<0.01	<0.01	0.006	<0.01	<0.01	<0.01	0.01	<0.0002	2.27	<0.0002	<0.005	<0.05	<0.005	<0.1	0.0019	<0.01	<0.005
	10/2/2019	1.29	<0.0005	0.017	<0.5	<0.01	<0.01	<0.01	0.007	<0.01	<0.01	<0.01	<0.01	<0.0002	2.41	<0.0002	<0.005	<0.05	<0.005	<0.1	0.0018	<0.01	<0.005
	1/20/2020	1.19	<0.0005	0.017	<0.5UJ	<0.01	<0.01	0.01	0.01	<0.01	<0.01	<0.01	0.01	<0.0002	2.54	<0.0002	<0.005	<0.05	<0.005	<0.1	0.0019	<0.01	<0.005
	4/8/2020	1.46	<0.0005	0.017	<0.5	<0.01	<0.01	0.01	0.012	<0.01	<0.01	<0.01	0.01	<0.0002	2.58	<0.0002	<0.005	<0.05	<0.005	<0.1	0.0022	<0.01	<0.005
	7/8/2020	1.62	<0.0005	0.017	<0.5	<0.01	<0.01	0.01	0.013	<0.01	<0.01	<0.01	0.01	<0.0002	2.58	<0.0002	<0.005	<0.05	<0.008	<0.1	0.0025	<0.01	<0.005
	10/1/2020	1.64	<0.0005	0.017	<0.5	<0.01	<0.01	0.02	0.015	<0.01	<0.01	<0.01	0.01	<0.0002	2.84	<0.0002	<0.005	<0.05	<0.005	<0.1	0.0028	<0.01	<0.005
	1/15/2021	1.94	<0.0005	0.019	<0.5	<0.01	<0.01	0.02	0.024	<0.01	<0.01	<0.01	<0.01	<0.0002	3.17	<0.0002	<0.005	<0.05	<0.005	<0.1	0.0053	<0.01	<0.005
	4/6/2021	2.28	<0.0005	0.019	<0.5	<0.01	<0.01	0.03	0.028	<0.01	<0.01	<0.01	0.01	<0.0002	3.21	<0.0002	<0.005	<0.05	<0.005	<0.1	0.006	<0.01	<0.005
	7/7/2021	2.42J+	<0.0005	0.019	<0.5	<0.01	<0.01	0.03	0.027	<0.01	<0.01	<0.01	0.01	<0.0002	3.19	<0.0002	<0.005	<0.05	<0.005	<0.1	0.0054	<0.01	<0.005
	10/11/2021	2.46	<0.0005	0.019	<0.5	<0.01	<0.01	0.04	0.035	<0.01	<0.01	<0.01	0.01	<0.0002	3.36	<0.0002	<0.005	<0.05	<0.005	<0.1	0.0059	<0.01	<0.005
	1/7/2022	2.73	<0.0005	0.019	<0.5	<0.01	<0.01	0.04	0.041	<0.01	<0.01	0.01	0.02	<0.0002	4.01	<0.0002	<0.005	<0.05	<0.005	<0.1	0.0058	<0.01	<0.005
	5/31/2022	2.8	<0.0005	0.019	<0.5	<0.01	<0.01	0.03	0.033	<0.01	<0.01	<0.01	0.01	<0.0002	4.05	<0.0002	<0.005	<0.05	<0.005	<0.1	0.006	<0.01	<0.005
	7/22/2022	2.69	<0.0005	0.019	<0.5	<0.01	<0.01	0.03	0.031	<0.01	<0.01	<0.01	0.02	<0.0002	3.92	<0.0002	<0.005	<0.05	<0.005	<0.1	0.0057	<0.01	<0.005
	10/17/2022	2.83	<0.0005	0.018	<0.5	<0.01	<0.01	0.04	0.035	<0.01	<0.01	<0.01	0.02	<0.0002	3.88	<0.0002	<0.005	<0.05	<0.005	<0.1	0.0055	<0.01	<0.005
PMP-06A	12/5/2017	<0.009	0.0011	0.032	0.7	<0.01	<0.01	<0.01	<0.005	<0.01	<0.01	<0.01	<0.01	<0.0002	1.26	<0.0002	<0.005	<0.05	<0.005	<0.1	0.0128	<0.01	<0.005
	2/8/2018	0.01	0.0011	0.034	0.6	<0.01	<0.01	<0.01	<0.005	<0.01	<0.01	<0.01	<0.01	<0.0002	1.23	<0.0002	<0.005	<0.05	<0.005	<0.1	0.0188	<0.01	<0.005
	4/11/2018	<0.009	0.0021	0.03	0.5	<0.01	<0.01	<0.01	<0.005	<0.01	<0.01	<0.01	<0.01	<0.0002	1.29	<0.0002	<0.005	<0.05	<0.005	<0.1	0.0219	<0.01	<0.005
	7/11/2018	<0.009	0.0033	0.028	0.7	<0.01	<0.01	<0.01	<0.005	<0.01	<0.01	<0.01	<0.01	<0.0002	1.36	<0.0002	<0.005	<0.05	<0.005	<0.1	0.0254	<0.01	<0.005
	10/3/2018	0.011J+	<0.0005	0.022	<0.5	<0.01	<0.01	<0.01	<0.005	<0.01	<0.01	<0.01	0.01	<0.0002	1.36	<0.0002	<0.005	<0.05	<0.005	<0.1	0.001	<0.01	<0.005
	1/16/2019	<0.009	0.0036	0.031	0.8	<0.01	<0.01	<0.01	<0.005	<0.01	<0.01	<0.01	<0.01	<0.0002	1.36	<0.0002	<0.005	<0.05	<0.005	<0.1	0.0292	<0.01	<0.005
	4/10/2019	<0.009	0.0061	0.032	0.7	<0.01	<0.01	<0.01	<0.005	<0.01	<0.01	<0.01	<0.01	<0.0002	1.38	<0.0002	<0.005	<0.05	<0.005	<0.1	0.0292	<0.01	<0.005
	7/16/2019	<0.009UJ	0.0043	0.033	0.8	<0.01	<0.01	<0.01	<0.005	<0.01	<0.01	<0.01	<0.01	<0.0002	1.46	<0.0002	<0.005	<0.05	<0.005	<0.1	0.0373	<0.01	<0.005
	10/3/2019	<0.009	0.0088	0.036	0.7	<0.01	<0.01	<0.01	<0.005	<0.01	<0.01	<0.01	<0.01	<0.0002	1.56	<0.0002	<0.005	<0.05	<0.005	<0.1	0.0384	<0.01	<0.005
	1/20/2020	<0.009	0.0054	0.035	0.7	<0.01	<0.01	<0.01	<0.005	<0.01	<0.01	<0.01	<0.01	<0.0002	1.43	<0.0002	<0.005	<0.05	<0.005	<0.1	0.0352	<0.01	<0.005
	4/8/2020	0.018	0.0041	0.031	0.7	<0.01	<0.01	<0.01	<0.005	<0.01	<0.01	<0.01	<0.01	<0.0002	1.39	<0.0002	<0.005	<0.05	<0.005	<0.1	0.0307	<0.01	<0.005
	7/8/2020	0.012	0.0043	0.033	0.7	<0.01	<0.01	<0.01	<0.005	<0.01	<0.01	<0.01	<0.01	<0.0002	1.5	<0.0002	<0.005	<0.05	<0.005	<0.1	0.0335	<0.01	<0.005
	9/30/2020	<0.009	0.004	0.03	0.7	<0.01	<0.01	<0.01	<0.005	<0.01	<0.01	<0.01	<0.01	<0.0002	1.39	<0.0002	<0.005	<0.05	<0.005	<0.1	0.0261	<0.01	<0.005
	1/15/2021	<0.009	0.0035	0.031	0.7	<0.01	<0.01	<0.01	<0.005	<0.01	<0.01	<0.01	<0.01	<0.0002	1.37	<0.0002	<0.005	<0.05	<0.005	<0.1	0.0241	<0.01	<0.005
	4/6/2021	<0.009	0.0032	0.03	0.7	<0.01	<0.01	<0.01	<0.005	<0.01	<0.01	<0.01	<0.01	<0.0002	1.33	<0.0002	<0.005	<0.05	<0.005	<0.1	0.0236	<0.01	<0.005
	7/7/2021	<0.009	0.0033	0.029	0.6	<0.01	<0.01	<0.01	<0.005	<0.01	<0.01	<0.01	<0.01	<0.0002	1.27	<0.0002	<0.005	<0.05	<0.005	<0.1	0.0237	<0.01	<0.005
	10/11/2021	<0.009	0.0029	0.03	0.6	<0.01	<0.01	<0.01	<0.005	<0.01	<0.01	<0.01	<0.01	<0.0002	1.23	<0.0002	<0.005	<0.05	<0.005	<0.1	0.0219	0.01	<0.005
	1/7/2022	<0.009	0.0029	0.029	0.7	<0.01	<0.01	<0.01	<0.005	<0.01	<0.01	<0.01	<0.01	<0.0002	1.3	<0.0002	<0.005	<0.05	<0.005	<0.1	0.0197	0.01	<0.005
	5/31/2022	<0.009	0.0032	0.028	0.7	<0.01	<0.01	<0.01	<0.005	<0.01	<0.01	<0.01	<0.01	<0.0002	1.31	<0.0002	<0.005	<0.05	<0.005	<0.1	0.024	0.01	<0.005
	7/20/2022	<0.009	0.0032	0.029	0.7	<0.01	<0.01	<0.01	<0.005	<0.01	<0.01	<0.01	<0.01	<0.0002	1.35	<0.0002	<0.005	<0.05	<0.005	<0.1	0.0262	0.01	<0.005
	10/17/2022	<0.009	0.0025	0.029	0.7	<0.01	<0.01	<0.01	<0.005	<0.01	<0.01	<0.01	<0.01	<0.0002	1.28	<0.0002	<0.005	<0.05	<0.005	<0.1	0.0220	0.01	<0.005
PMP-06B	12/5/2017	0.019	<0.0005	0.039	<0.5	<0.01	<0.01	<0.01	<0.005	<0.01	<0.01	<0.01	0.01	<0.0002	1.45	<0.0002	<0.005	<0.05	<0.005	<0.1	0.0015	<0.01	<0.005
	2/8/2018	0.018	<0.0005	0.043	<0.5	<0.01	<0.01	<0.01	<0.005	<0.01	<0.01	<0.01	<0.01	<0.0002	1.41	<0.0002	<0.005	<0.05	<0.005	<0.1	0.0018	<0.01	<0.005
	4/11/2018	0.018	<0.0005	0.028	<0.5	<0.01	<0.01	<0.01	<0.005	<0.01	<0.01	<0.01	0.01	<0.0002	1.37	<0.0002	<0.005	<0.05	<0.005	<0.1	0.0012	<0.01	<0.005
	7/11/2018	0.015	<0.0005	0.03	<0.5	<0.01	<0.01	<0.01	<0.005	<0.01	<0.01	<0.01	<0.01	<0.0002	1.43	<0.0002	<0.005	<0.05	<0.005	<0.1	0.001	<0.01	<0.005
	10/3/2018	<0.009	0.0041	0.032	0.8	<0.01	<0.01	<0.01	<0.005	<0.01	<0.01	<0.01	<0.01	<0.0002	1.4	<0.0002	<0.005	<0.05	<0.005	<0.1	0.0314	<0.01	<0.005
	1/16/2019	<0.009	<0.0005	0.023	<0.5	<0.01	<0.01	<0.01	<0.005	<0.01	<0.01	<0.01	0.01	<0.0002	1.45	<0.0002	<0.005	<0.05	<0.005	<0.1	0.001	<0.01	<0.005
	4/10/2019	<0.009	<0.0005	0.022	<0.5	<0.01	<0.01	<0.01	<0.005	<0.01	<0.01	<0.01	0.01	0.0003	1.44	<0.0002	<0.005	<0.05	<0.005	<0.1	0.001	<0.01	<0.005
	7/16/2019	<0.009UJ	<0.0005	0.022	<0.5	<0.01	<0.01	<0.01	<0.005	<0.01	<0.01	<0.01	0.01	0.0002	1.36	<0.0002	<0.005	<0.05	<0.005	<0.1	0.0011	<0.01	<0.005
	10/3/2019	0.01	<0.0005	0.021	<0.5	<0.01	<0.01	<0.01	<0.005	<0.01	<0.01	<0.01	0.01	0.0003	1.39	<0.0002	<0.005	<0.05	<0.005	<0.1	0.001	<0.01	<0.005
	1/20/2020	<0.009	<0.0005	0.021	<0.5	<0.01	<0.01	<0.01	<0.005	<0.01	<0.01	<0.01	0.01	0.0003	1.38	<0.0002	<0.005	<0.05	<0.005	<0.1	0.001	<0.01	<0.005
	4/8/2020	<0.009	<0.0005	0.021	<0.5	<0.01	<0.01	<0.01	<0.005	<0.01	<0.01	<0.01	0.01	0.0003	1.4	<0.0002	<0.005	<0.05	<0.005	<0.1	0.0011	<0.01	<0.005
	7/8/2020	<0.009	<0.0005	0.021	<0.5	<0.01	<0.01	<0.01	<0.005	<0.01	<0.01	<0.01	0.01	<0.0002	1.38	<0.0002	<0.005	<0.05	<0.005	<0.1	0.0009	<0.01	<0.005
	9/30/2020	<0.009	<0.0005	0.02	<0.5	<0.01	<0.01	<0.01	<0.005	<0.01	<0.01	<0.01	0.01	0.0004	1.37	<0.0002	<0.005	<0.05	<0.005	<0.1	0.0009	<0.01	<0.005
	1/15/2021	<0.009	<0.0005	0.022	<0.5	<0.01	<0.01	<0.01	<0.005	<0.01	<0.01	<0.01	0.01	0.0004	1.38	<0.0002	<0.005	<0.05	<0.005	<0.1	0.001	<0.01	<0.005
	4/6/2021	<0.009	<0.0005	0.021	<0.5	<0.01	<0.01	<0.01	<0.005	<0.01	<0.01	<0.01	0.01	0.0004	1.35	<0.0002	<0.005	<0.05	<0.005	<0.1	0.0009	<0.01	<0.005
	7/7/2021	<0.009	<0.0005	0.022	<0.5	<0.01	<0.01	<0.01	<0.005	<0.01	<0.01	<0.01	0.01	0.0004	1.28	<0.0002	<0.005	<0.05	<0.005	<0.1	0.001	<0.01	<0.005
	10/11/2021	<0.009	<0.0005	0.025	<0.5	<0.01	<0.01	<0.01	<0.005	<0.01	<0.01	<0.01	0.01	0.0003	1.4	<0.0002	<0.005	<0.05	<0.005	<0.1	0.0009	<0.01	<0.005
	1/7/2022	<0.009	<0.0005	0.021	<0.5	<0.01	<0.01	<0.01	<0.005	<0.01	<0.01	<0.01	0.01	0.0005	1.23	<0.0002	<0.005	<0.05	<0.005	<0.1	0.0009	<0.01	<0.005
	5/31/2022	0.009	<0.0005	0.024	<0.5	<0.01	<0.01	<0.01	<0.005	<0.01	<0.01	<0.01	0.01	0.0003	1.48	<0.0002	<0.005	<0.05	<0.005	<0.1	0.0009	<0.01	<0.005
	7/20/2022	0.013	<0.0005	0.027	<0.5	<0.01	<0.01	<0.01	<0.005	<0.01	<0.01	<0.01	0.01	0.0003	1.80	<0.0002	<0.005	<0.05	<0.005	<0.1	0.0009	<0.01	<0.005
	10/17/2022	0.014	<0.0005	0.027	<0.5	<0.01	<0.01	<0.01	<0.005	<0.01	<0.01	<0.01	0.01	0.0004	1.59	<0.0002	<0.005	<0.05	<0.005	<0.1	0.0009	<0.01	<0.005

Attachment 3

Parrot Tailings Waste Removal Project

CSM Addendum

MINOR METALS

Sample Name	Sample Date	Al mg/L	Sb mg/L	Ba mg/L	Br mg/L	Ce mg/L	Ga mg/L	La mg/L	Nd mg/L	Nb mg/L	Pd mg/L	Pr mg/L	Rb mg/L	Ag mg/L	Sr mg/L	Tl mg/L	Th mg/L	Sn mg/L	Ti mg/L	W mg/L	U mg/L	V mg/L	Zr mg/L
PMP-07A	12/6/2017	<0.009	<0.0005	0.059	<0.5	<0.01	<0.01	<0.01	<0.005	<0.01	<0.01	<0.01	<0.01	<0.0002	0.56	<0.0002	<0.005	<0.05	<0.005	<0.1	0.0282	<0.01	<0.005
	2/8/2018	<0.009	<0.0005	0.067	<0.5	<0.01	<0.01	<0.01	<0.005	<0.01	<0.01	<0.01	<0.01	<0.0002	0.55	<0.0002	<0.005	<0.05	<0.005	<0.1	0.0214	<0.01	<0.005
	4/12/2018	<0.009	<0.0005	0.049	<0.5	<0.01	<0.01	<0.01	<0.005	<0.01	<0.01	<0.01	<0.01	<0.0002	0.63	<0.0002	<0.005	<0.05	<0.005	<0.1	0.0252	<0.01	<0.005
	7/11/2018	<0.009	<0.0005	0.046	<0.5	<0.01	<0.01	<0.01	<0.005	<0.01	<0.01	<0.01	<0.01	<0.0002	0.57	<0.0002	<0.005	<0.05	<0.005	<0.1	0.0225	<0.01	<0.005
	10/3/2018	<0.009	<0.0005	0.062	<0.5	<0.01	<0.01	<0.01	<0.005	<0.01	<0.01	<0.01	<0.01	<0.0002	0.71	<0.0002	<0.005	<0.05	<0.005	<0.1	0.0461	<0.01	<0.005
	1/16/2019	0.025	<0.0005	0.06	<0.5	<0.01	<0.01	<0.01	<0.005	<0.01	<0.01	<0.01	<0.01	<0.0002	0.64	<0.0002	<0.005	<0.05	<0.005	<0.1	0.0273	<0.01	<0.005
	4/10/2019	<0.009	<0.0005	0.056	<0.5	<0.01	<0.01	<0.01	<0.005	<0.01	<0.01	<0.01	<0.01	<0.0002	0.65	<0.0002	<0.005	<0.05	<0.005	<0.1	0.0249	<0.01	<0.005
	7/16/2019	<0.009	<0.0005	0.058	<0.5	<0.01	<0.01	<0.01	<0.005	<0.01	<0.01	<0.01	<0.01	<0.0002	0.7	<0.0002	<0.005	<0.05	<0.005	<0.1	0.04	<0.01	<0.005
	10/2/2019	<0.009	<0.0005	0.07	<0.5	<0.01	<0.01	<0.01	<0.005	<0.01	<0.01	<0.01	<0.01	<0.0002	0.84	<0.0002	<0.005	<0.05	<0.005	<0.1	0.0407	<0.01	<0.005
	1/20/2020	<0.009	<0.0005	0.061	<0.5	<0.01	<0.01	<0.01	<0.005	<0.01	<0.01	<0.01	<0.01	<0.0002	0.75	<0.0002	<0.005	<0.05	<0.005	<0.1	0.0391	<0.01	<0.005
	4/10/2020	<0.009	<0.0005	0.068	<0.5	<0.01	<0.01	<0.01	<0.005	<0.01	<0.01	<0.01	<0.01	<0.0002	0.83	<0.0002	<0.005	<0.05	<0.005	<0.1	0.0547	<0.01	<0.005
	7/7/2020	<0.009	<0.0005	0.061	<0.5	<0.01	<0.01	<0.01	<0.005	<0.01	<0.01	<0.01	<0.01	<0.0002	0.81	<0.0002	<0.005	<0.05	<0.005	<0.1	0.0448	<0.01	<0.005
	9/30/2020	<0.009	<0.0005	0.054	<0.5	<0.01	<0.01	<0.01	<0.005	<0.01	<0.01	<0.01	<0.01	<0.0002	0.7	<0.0002	<0.005	<0.05	<0.005	<0.1	0.0392	<0.01	<0.005
	1/15/2021	<0.009	<0.0005	0.068	<0.5	<0.01	<0.01	<0.01	<0.005	<0.01	<0.01	<0.01	<0.01	<0.0002	0.84	<0.0002	<0.005	<0.05	<0.005	<0.1	0.0462	<0.01	<0.005
	4/5/2021	<0.009	<0.0005	0.059	<0.5	<0.01	<0.01	<0.01	<0.005	<0.01	<0.01	<0.01	<0.01	<0.0002	0.78	<0.0002	<0.005	<0.05	<0.005	<0.1	0.052	<0.01	<0.005
	7/8/2021	<0.009	<0.0005	0.043	<0.5	<0.01	<0.01	<0.01	<0.005	<0.01	<0.01	<0.01	<0.01	<0.0002	0.55	<0.0002	<0.005	<0.05	<0.005	<0.1	0.0326	<0.01	<0.005
	10/8/2021	<0.009	<0.0005	0.044	<0.5	<0.01	<0.01	<0.01	<0.005	<0.01	<0.01	<0.01	<0.01	<0.0002	0.54	<0.0002	<0.005	<0.05	<0.005	<0.1	0.0286	<0.01	<0.005
	1/10/2022	<0.009	<0.0005	0.052	<0.5	<0.01	<0.01	<0.01	<0.005	<0.01	<0.01	<0.01	<0.01	<0.0002	0.65	<0.0002	<0.005	<0.05	<0.005	<0.1	0.0346	<0.01	<0.005
	5/26/2022	<0.009	<0.0005	0.037	<0.5	<0.01	<0.01	<0.01	<0.005	<0.01	<0.01	<0.01	<0.01	<0.0002	0.5	<0.0002	<0.005	<0.05	<0.005	<0.1	0.0246	<0.01	<0.005
	7/21/2022	<0.009	<0.0005	0.038	<0.5	<0.01	<0.01	<0.01	<0.005	<0.01	<0.01	<0.01	<0.01	<0.0002	0.49	<0.0002	<0.005	<0.05	<0.005	<0.1	0.0244	<0.01	<0.005
	10/13/2022	<0.009	<0.0005	0.041	<0.5	<0.01	<0.01	<0.01	<0.005	<0.01	<0.01	<0.01	<0.01	<0.0002	0.45	<0.0002	<0.005	<0.05	<0.005	<0.1	0.0228	<0.01	<0.005
PMP-07B	12/6/2017	0.017	<0.0005	0.037	<0.5	<0.01	<0.01	<0.01	<0.005	<0.01	<0.01	<0.01	<0.01	<0.0002	2.86	<0.0002	<0.005	<0.05	<0.005	<0.1	0.0014	<0.01	<0.005
	2/9/2018	0.012	<0.0005	0.032	<0.5	<0.01	<0.01	<0.01	<0.005	<0.01	<0.01	<0.01	<0.01	<0.0002	3.05	<0.0002	<0.005	<0.05	<0.005	<0.1	0.0011	<0.01	<0.005
	4/11/2018	0.011	<0.0005	0.027	<0.5	<0.01	<0.01	<0.01	<0.005	<0.01	<0.01	<0.01	<0.01	<0.0002	3	<0.0002	<0.005	<0.05	<0.005	<0.1	0.001	<0.01	<0.005
	7/12/2018	0.015	<0.0005	0.026	<0.5	<0.01	<0.01	<0.01	<0.005	<0.01	<0.01	<0.01	<0.01	<0.0002	3.07	<0.0002	<0.005	<0.05	<0.005	<0.1	0.0008	<0.01	<0.005
	10/4/2018	<0.009	<0.0005	0.022	<0.5	<0.01	<0.01	<0.01	<0.005	<0.01	<0.01	<0.01	<0.01	<0.0002	2.85	<0.0002	<0.005	<0.05	<0.005	<0.1	0.0007	<0.01	<0.005
	1/16/2019	<0.009	<0.0005	0.023	<0.5	<0.01	<0.01	<0.01	<0.005	<0.01	<0.01	<0.01	<0.01	<0.0002	2.98	<0.0002	<0.005	<0.05	<0.005	<0.1	0.0006	<0.01	<0.005
	4/10/2019	<0.009	<0.0005	0.022	<0.5	<0.01	<0.01	<0.01	<0.005	<0.01	<0.01	<0.01	<0.01	<0.0002	3	<0.0002	<0.005	<0.05	<0.005	<0.1	0.0005	<0.01	<0.005
	7/16/2019	<0.009	<0.0005	0.021	<0.5UJ	<0.01	<0.01	<0.01	<0.005	<0.01	<0.01	<0.01	<0.01	<0.0002	2.75	<0.0002	<0.005	<0.05	<0.005	<0.1	0.0006	<0.01	<0.005
	10/3/2019	<0.009	<0.0005	0.02	<0.5	<0.01	<0.01	<0.01	<0.005	<0.01	<0.01	<0.01	<0.01	<0.0002	2.87	<0.0002	<0.005	<0.05	<0.005	<0.1	0.0006	<0.01	<0.005
	1/21/2020	<0.009	<0.0005	0.02	<0.5	<0.01	<0.01	<0.01	<0.005	<0.01	<0.01	<0.01	<0.01	<0.0002	2.98	<0.0002	<0.005	<0.05	<0.005	<0.1	0.0006	<0.01	<0.005
	4/8/2020	0.014	<0.0005	0.02	<0.5	<0.01	<0.01	<0.01	<0.005	<0.01	<0.01	<0.01	<0.01	<0.0002	3.03	<0.0002	<0.005	<0.05	<0.005	<0.1	0.0008	<0.01	<0.005
	7/8/2020	0.011	<0.0005	0.019	<0.5	<0.01	<0.01	<0.01	<0.005	<0.01	<0.01	<0.01	<0.01	<0.0002	3	<0.0002	<0.005	<0.05	<0.005	<0.1	0.0007	<0.01	<0.005
	9/30/2020	<0.009	<0.0005	0.018	<0.5	<0.01	<0.01	<0.01	<0.005	<0.01	<0.01	<0.01	<0.01	<0.0002	3.03	<0.0002	<0.005	<0.05	<0.005	<0.1	0.0007	<0.01	<0.005
	1/14/2021	0.05J-	<0.0005	0.02	<0.5	<0.01	<0.01	<0.01	<0.005	<0.01	<0.01	<0.01	<0.01	<0.0002	2.97	<0.0002	<0.005	<0.05	<0.005	<0.1	0.0008	<0.01	<0.005
	4/6/2021	<0.009	<0.0005	0.018	<0.5	<0.01	<0.01	<0.01	<0.005	<0.01	<0.01	<0.01	<0.01	<0.0002	2.95	<0.0002	<0.005	<0.05	<0.005	<0.1	0.0007	<0.01	<0.005
	7/7/2021	<0.009	<0.0005	0.019	<0.5	<0.01	<0.01	<0.01	<0.005	<0.01	<0.01	<0.01	<0.01	<0.0002	2.88	<0.0002	<0.005	<0.05	<0.005	<0.1	0.0008	<0.01	<0.005
	10/11/2021	<0.009	<0.0005	0.019	<0.5	<0.01	<0.01	<0.01	<0.005	<0.01	<0.01	<0.01	<0.01	<0.0002	2.94	<0.0002	<0.005	<0.05	<0.005	<0.1	0.0007	<0.01	<0.005
	1/10/2022	<0.009	<0.0005	0.019	<0.5	<0.01	<0.01	<0.01	<0.005	<0.01	<0.01	<0.01	<0.01	<0.0002	3.13	<0.0002	<0.005	<0.05	<0.005	<0.1	0.0007	<0.01	<0.005
	5/31/2022	<0.009	<0.0005	0.017	<0.5	<0.01	<0.01	<0.01	<0.005	<0.01	<0.01	<0.01	<0.01	<0.0002	3.14	<0.0002	<0.005	<0.05	<0.005	<0.1	0.001	<0.01	<0.005
	7/20/2022	<0.009	<0.0005	0.009	<0.5	<0.01	<0.01	<0.01	<0.005	<0.01	<0.01	<0.01	<0.01	<0.0002	3.14	<0.0002	<0.005	<0.05	<0.005	<0.1	0.0005	<0.01	<0.005
	10/18/2022	<0.009	<0.0005	0.010	<0.5	<0.01	<0.01	<0.01	<0.005	<0.01	<0.01	<0.01	<0.01	<0.0002	3.01	<0.0002	<0.005	<0.05	<0.005	<0.1	0.0005	<0.01	<0.005
PMP-08A	12/3/2017	0.082	<0.0005	0.026	<0.5	<0.01	<0.01	<0.01	<0.005	<0.01	<0.01	<0.01	0.01	<0.0002	0.78	<0.0002	<0.005	<0.05	<0.005	<0.1	0.0055	<0.01	<0.005
	2/7/2018	0.084	<0.0005	0.024	<0.5	<0.01	<0.01	<0.01	<0.005	<0.01	<0.01	<0.01	0.01	<0.0002	0.74	<0.0002	<0.005	<0.05	<0.005	<0.1	0.008	<0.01	<0.005
	4/10/2018	0.108	<0.0005	0.028	<0.5	<0.01	<0.01	<0.01	<0.005	<0.01	<0.01	<0.01	0.01	<0.0002	0.89	<0.0002	<0.005	<0.05	<0.005	<0.1	0.0108	<0.01	<0.005
	7/10/2018	0.082	0.0005	0.025	<0.5	<0.01	<0.01	<0.01	<0.005	<0.01	<0.01	<0.01	0.01	<0.0002	0.92	<0.0002	<0.005	<0.05	<0.005	<0.1	0.0219	<0.01	<0.005
	10/3/2018	0.07J+	<0.0005	0.026	<0.5	<0.01	<0.01	<0.01	<0.005	<0.01	<0.01	<0.01	0.01	<0.0002	0.86	<0.0002	<0.005	<0.05	<0.005	<0.1	0.0139	<0.01	<0.005
	1/15/2019	0.07	<0.0005	0.022	<0.5	<0.01	<0.01	<0.01	<0.005	<0.01	<0.01	<0.01	0.01	<0.0002	0.83	<0.0002	<0.005	<0.05	<0.005	<0.1	0.0096	<0.01	<0.005
	4/9/2019	0.12	<0.0005	0.032	<0.5	<0.01	<0.01	<0.01	<0.005	<0.01	<0.01	<0.01	0.01	<0.0002	0.8	<0.0002	<0.005	<0.05J-	<0.005	<0.1	0.0082	<0.01	<0.005
	7/16/2019	0.065J-	<0.0005	0.023	<0.5	<0.01	<0.01	<0.01	<0.005	<0.01	<0.01	<0.01	0.01	<0.0002	0.72	<0.0002	<0.005	<0.05	<0.005	<0.1	0.0097	<0.01	<0.005
	10/2/2019	0.074	<0.0005	0.023	<0.5	<0.01	<0.01	<0.01	<0.005	<0.01	<0.01	<0.01	0.01	<0.0002	0.74	<0.0002	<0.005	<0.05	<0.005	<0.1	0.0088	<0.01	<0.005
	1/16/2020	0.062	<0.0005	0.02	<0.5UJ	<0.01	<0.01	<0.01	<0.005	<0.01	<0.01	<0.01	0.01	<0.0002	0.68	<0.0002	<0.005	<0.05	<0.005	<0.1	0.0074	<0.01	<0.005
	4/8/2020	0.08J	<0.0005UJ	0.018J	<0.5UJ	<0.01UJ	<0.01UJ	<0.01UJ	<0.005UJ	<0.01UJ	<0.01UJ	<0.01UJ	<0.01UJ	<0.0002UJ	0.66J	<0.0002UJ	<0.005UJ	<0.05UJ	<0.005UJ	<0.1UJ	0.0077J	<0.01UJ	<0.005UJ
	7/8/2020	0.123	<0.0005	0.019	<0.5	<0.01	<0.01	<0.01	<0.005	<0.01	<0.01	<0.01	0.01	<0.0002	0.66	<0.0002	<0.005	<0.05	<0.005	<0.1	0.0068	<0.01	<0.005
	9/30/2020	0.053	0.0005	0.02	<0.5	<0.01	<0.01	<0.01	<0.005	<0.01	<0.01	<0.01	0.01	<0.0002	0.59	<0.0002	<0.005	<0.05	<0.005	<0.1	0.0055	<0.01	<0.005
	1/14/2021	0.195J-	0.0006	0.019	<0.5	<0.01	<0.01	<0.01	<0.005	<0.01	<0.01	<0.01	<0.01	<0.0002	0.5	<0.0002	<0.005	<0.05	0.009	<0.1	0.0046	<0.01	<0.005
	4/5/2021	0.056	<0.0005	0.017	<0.5	<0.01	<0.01	<0.01	<0.005	<0.01	<0.01	<0.01	<0.01	<0.0002	0.51	<0.0002	<0.005	<0.05	<0.005	<0.1	0.0047	<0.01	<0.005
	7/7/2021	0.059	0.0006	0.019	<0.5	<0.01	<0.01	<0.01	<0.005	<0.01	<0.01	<0.01	0.01	<0.0002	0.52	<0.0002	<0.005	<0.05	<0.005	<0.1	0.0047	<0.01	<0.005
	10/8/2021	0.051	<0.0005	0.021	<0.5	<0.01	<0.01	<0.01	<0.005	<0.01	<0.01	<0.01	0.01	<0.0002	0.45	<0.0002	<0.005	<0.05	<0.005	<0.1	0.0035	<0.01	<0.005
	1/7/2022	0.057	<0.0005	0.019	<0.5	<0.01	<0.01	<0.01	<0.005	<0.01	<0.01	<0.01	<0.01	<0.0002	0.44	<0.0002	<0.005	<0.05	<0.005	<0.1	0.0032	<0.01	<0.005
	5/31/2022	<0.009	<0.0005	0.014	<0.5	<0.01	<0.01	<0.01	<0.005	<0.01	<0.01	<0.01	0.02	<0.0002	2.25	<0.0002	<0.005	<0.05	<0.005	<0.1	0.0012	<0.01	<0.005
	7/20/2022	0.067	<0.0005	0.020	<0.5	<0.01	<0.01	<0.01	<0.005	<0.01	<0.01	<0.01	<0.01	<0.0002	0.45	<0.0002	<0.005	<0.05	<0.005	<0.1	0.0039	<0.01	<0.005
	10/11/2022	0.056	0.0006	0.024	<0.5	<0.01	<0.01	<0.01	<0.005	<0.01	<0.01	<0.01	0.01	<0.0002	0.45	<0.0002	<0.005	<0.05	<0.005	<0.1	0.0037	<0.01	<0.005

Attachment 3

Parrot Tailings Waste Removal Project

CSM Addendum

MINOR METALS

Sample Name	Sample Date	Al mg/L	Sb mg/L	Ba mg/L	Br mg/L	Ce mg/L	Ga mg/L	La mg/L	Nd mg/L	Nb mg/L	Pd mg/L	Pr mg/L	Rb mg/L	Ag mg/L	Sr mg/L	Tl mg/L	Th mg/L	Sn mg/L	Ti mg/L	W mg/L	U mg/L	V mg/L	Zr mg/L
PMP-08A2	11/29/2017	<0.009	<0.0005	0.026	<0.5	<0.01	<0.01	<0.01	<0.005	<0.01	<0.01	<0.01	<0.01	<0.0002	0.79	<0.0002	<0.005	<0.05	<0.005	<0.1	0.0013	<0.01	<0.005
	2/7/2018	<0.009	<0.0005	0.025	<0.5	<0.01	<0.01	<0.01	<0.005	<0.01	<0.01	<0.01	<0.01	<0.0002	0.78	<0.0002	<0.005	<0.05	<0.005	<0.1	0.0012	<0.01	<0.005
	4/11/2018	<0.009	<0.0005	0.02	<0.5	<0.01	<0.01	<0.01	<0.005	<0.01	<0.01	<0.01	<0.01	<0.0002	0.66	<0.0002	<0.005	<0.05	<0.005	<0.1	0.0014	<0.01	<0.005
	7/10/2018	<0.009	<0.0005	0.019	<0.5	<0.01	<0.01	<0.01	<0.005	<0.01	<0.01	<0.01	<0.01	<0.0002	0.61	<0.0002	<0.005	<0.05	<0.005	<0.1	0.0013	<0.01	<0.005
	10/3/2018	<0.009	<0.0005	0.019	<0.5	<0.01	<0.01	<0.01	<0.005	<0.01	<0.01	<0.01	<0.01	<0.0002	0.58	<0.0002	<0.005	<0.05	<0.005	<0.1	0.0016	<0.01	<0.005
	1/15/2019	<0.009	<0.0005	0.029	<0.5	<0.01	<0.01	<0.01	<0.005	<0.01	<0.01	<0.01	<0.01	<0.0002	0.9	<0.0002	<0.005	<0.05	<0.005	<0.1	0.0013	<0.01	<0.005
	4/9/2019	<0.009	<0.0005	0.02	<0.5	<0.01	<0.01	<0.01	<0.005	<0.01	<0.01	<0.01	<0.01	<0.0002UJ	0.63	<0.0002	<0.005	<0.05	<0.005	<0.1	0.0017	<0.01	<0.005
	7/16/2019	<0.009	<0.0005	0.021	<0.5	<0.01	<0.01	<0.01	<0.005	<0.01	<0.01	<0.01	<0.01	<0.0002	0.67	<0.0002	<0.005	<0.05	<0.005	<0.1	0.0017	<0.01	<0.005
	10/1/2019	<0.009	<0.0005	0.018	<0.5	<0.01	<0.01	<0.01	<0.005	<0.01	<0.01	<0.01	<0.01	<0.0002	0.58	<0.0002	<0.005	<0.05	<0.005	<0.1	0.0017	<0.01	<0.005
	1/16/2020	<0.009	<0.0005	0.026	<0.5UJ	<0.01	<0.01	<0.01	<0.005	<0.01	<0.01	<0.01	<0.01	<0.0002	0.88	<0.0002	<0.005	<0.05	<0.005	<0.1	0.0014	<0.01	<0.005
	4/8/2020	<0.009	<0.0005	0.019	<0.5	<0.01	<0.01	<0.01	<0.005	<0.01	<0.01	<0.01	<0.01	<0.0002	0.67	<0.0002	<0.005	<0.05	<0.005	<0.1	0.002	<0.01	<0.005
	7/7/2020	<0.009	<0.0005	0.02	<0.5	<0.01	<0.01	<0.01	<0.005	<0.01	<0.01	<0.01	<0.01	<0.0002	0.7	<0.0002	<0.005	<0.05	<0.005	<0.1	0.002	<0.01	<0.005
	9/30/2020	<0.009	<0.0005	0.017	<0.5	<0.01	<0.01	<0.01	<0.005	<0.01	<0.01	<0.01	<0.01	<0.0002	0.61	<0.0002	<0.005	<0.05	<0.005	<0.1	0.0019	<0.01	<0.005
	1/14/2021	<0.009	<0.0005	0.024	<0.5	<0.01	<0.01	<0.01	<0.005	<0.01	<0.01	<0.01	<0.01	<0.0002	0.81	<0.0002	<0.005	<0.05	<0.005	<0.1	0.0019	<0.01	<0.005
	4/2/2021	0.01	0.0005	0.026	<0.5	<0.01	<0.01	<0.01	<0.005	<0.01	<0.01	<0.01	<0.01	<0.0002	0.88	<0.0002	<0.005	<0.05	<0.005	<0.1	0.0019	<0.01	<0.005
	7/7/2021	<0.009	<0.0005	0.023	<0.5	<0.01	<0.01	<0.01	<0.005	<0.01	<0.01	<0.01	<0.01	<0.0002	0.91	<0.0002	<0.005	<0.05	<0.005	<0.1	0.0017	<0.01	<0.005
	10/7/2021	<0.009	<0.0005	0.022	<0.5	<0.01	<0.01	<0.01	<0.005	<0.01	<0.01	<0.01	<0.01	<0.0002	0.81	<0.0002	<0.005	<0.05	<0.005	<0.1	0.0015	<0.01	<0.005
	1/8/2022	<0.009	<0.0005	0.019	<0.5	<0.01	<0.01	<0.01	<0.005	<0.01	<0.01	<0.01	<0.01	<0.0002	0.75	<0.0002	<0.005	<0.05	<0.005	<0.1	0.0015	<0.01	<0.005
	5/25/2022	<0.009	<0.0005	0.018	<0.5	<0.01	<0.01	<0.01	<0.005	<0.01	<0.01	<0.01	<0.01	<0.0002	0.72	<0.0002	<0.005	<0.05	<0.005	<0.1	0.0014	<0.01	<0.005
	7/20/2022	<0.009	<0.0005	0.017	<0.5	<0.01	<0.01	<0.01	<0.005	<0.01	<0.01	<0.01	<0.01	<0.0002	0.64	<0.0002	<0.005	<0.05	<0.005	<0.1	0.0016	<0.01	<0.005
	10/12/2022	<0.009	<0.0005	0.018	<0.5	<0.01	<0.01	<0.01	<0.005	<0.01	<0.01	<0.01	<0.01	<0.0002	0.63	<0.0002	<0.005	<0.05	<0.005	<0.1	0.0015	<0.01	<0.005
PMP-08B	11/29/2017	<0.009	<0.0005	0.02	<0.5	<0.01	<0.01	<0.01	<0.005	<0.01	<0.01	<0.01	0.01	<0.0002	2.16	<0.0002	<0.005	<0.05	<0.005	<0.1	0.0012	<0.01	<0.005
	2/7/2018	<0.009	<0.0005	0.018	<0.5	<0.01	<0.01	<0.01	<0.005	<0.01	<0.01	<0.01	0.01	<0.0002	2.09	<0.0002	<0.005	<0.05	<0.005	<0.1	0.0013	<0.01	<0.005
	4/11/2018	<0.009	<0.0005	0.018	<0.5	<0.01	<0.01	<0.01	<0.005	<0.01	<0.01	<0.01	0.01	<0.0002	2.27	<0.0002	<0.005	<0.05	<0.005	<0.1	0.0014	<0.01	<0.005
	7/10/2018	<0.009	<0.0005	0.016	<0.5	<0.01	<0.01	<0.01	<0.005	<0.01	<0.01	<0.01	0.01	<0.0002	2.24	<0.0002	<0.005	<0.05	<0.005	<0.1	0.0014	<0.01	<0.005
	10/3/2018	<0.009	<0.0005	0.016	<0.5	<0.01	<0.01	<0.01	<0.005	<0.01	<0.01	<0.01	0.02	<0.0002	2.34	<0.0002	<0.005	<0.05	<0.005	<0.1	0.0016	<0.01	<0.005
	1/15/2019	<0.009	<0.0005	0.016	<0.5	<0.01	<0.01	<0.01	<0.005	<0.01	<0.01	<0.01	0.02	<0.0002	2.47	<0.0002	<0.005	<0.05	<0.005	<0.1	0.0014	<0.01	<0.005
	4/9/2019	<0.009	<0.0005	0.016	<0.5	<0.01	<0.01	<0.01	<0.005	<0.01	<0.01	<0.01	0.02	<0.0002UJ	2.32	<0.0002	<0.005	<0.05	<0.005	<0.1	0.0015	<0.01	<0.005
	7/16/2019	<0.009	<0.0005	0.016	<0.5	<0.01	<0.01	<0.01	<0.005	<0.01	<0.01	<0.01	0.02	<0.0002	2.55	<0.0002	<0.005	<0.05	<0.005	<0.1	0.0016	<0.01	<0.005
	10/1/2019	<0.009	<0.0005	0.016	<0.5	<0.01	<0.01	<0.01	<0.005	<0.01	<0.01	<0.01	0.02	<0.0002	2.43	<0.0002	<0.005	<0.05	<0.005	<0.1	0.0016	<0.01	<0.005
	1/16/2020	<0.009	<0.0005	0.016	<0.5UJ	<0.01	<0.01	<0.01	<0.005	<0.01	<0.01	<0.01	0.02	<0.0002	2.5	<0.0002	<0.005	<0.05	<0.005	<0.1	0.0015	<0.01	<0.005
	4/8/2020	<0.009	<0.0005	0.016	<0.5	<0.01	<0.01	<0.01	<0.005	<0.01	<0.01	<0.01	0.02	<0.0002	2.5	<0.0002	<0.005	<0.05	<0.005	<0.1	0.0016	<0.01	<0.005
	7/7/2020	0.032	<0.0005	0.017	<0.5	<0.01	<0.01	<0.01	<0.005	<0.01	<0.01	<0.01	0.02	<0.0002	2.78	<0.0002	<0.005	<0.05	<0.005	<0.1	0.0017	<0.01	<0.005
	9/30/2020	<0.009	<0.0005	0.015	<0.5	<0.01	<0.01	<0.01	<0.005	<0.01	<0.01	<0.01	0.02	<0.0002	2.51	<0.0002	<0.005	<0.05	<0.005	<0.1	0.0014	<0.01	<0.005
	1/14/2021	0.021	<0.0005	0.017	<0.5	<0.01	<0.01	<0.01	<0.005	<0.01	<0.01	<0.01	0.02	<0.0002	2.4	<0.0002	<0.005	<0.05	<0.005	<0.1	0.0015	<0.01	<0.005
	4/2/2021	<0.009	<0.0005	0.016	<0.5	<0.01	<0.01	<0.01	<0.005	<0.01	<0.01	<0.01	0.02	<0.0002	2.27	<0.0002	<0.005	<0.05	<0.005	<0.1	0.0015	<0.01	<0.005
	7/7/2021	<0.009	<0.0005	0.016	<0.5	<0.01	<0.01	<0.01	<0.005	<0.01	<0.01	<0.01	0.02	<0.0002	2.34	<0.0002	<0.005	<0.05	<0.005	<0.1	0.0014	<0.01	<0.005
	10/7/2021	<0.009	<0.0005	0.016	<0.5	<0.01	<0.01	<0.01	<0.005	<0.01	<0.01	<0.01	0.02	<0.0002	2.35	<0.0002	<0.005	<0.05	<0.005	<0.1	0.0014	<0.01	<0.005
	1/8/2022	<0.009	<0.0005	0.015	<0.5	<0.01	<0.01	<0.01	<0.005	<0.01	<0.01	<0.01	0.02	<0.0002	2.32	<0.0002	<0.005	<0.05	<0.005	<0.1	0.0013	<0.01	<0.005
	5/25/2022	<0.009	<0.0005	0.015	<0.5	<0.01	<0.01	<0.01	<0.005	<0.01	<0.01	<0.01	0.02	<0.0002	2.38	<0.0002	<0.005	<0.05	<0.005	<0.1	0.0014	<0.01	<0.005
	7/20/2022	<0.009	<0.0005	0.015	<0.5	<0.01	<0.01	<0.01	<0.005	<0.01	<0.01	<0.01	0.02	<0.0002	2.50	<0.0002	<0.005	<0.05	<0.005	<0.1	0.0016	<0.01	<0.005
	10/12/2022	<0.009	<0.0005	0.015	<0.5	<0.01	<0.01	<0.01	<0.005	<0.01	<0.01	<0.01	0.02	<0.0002	2.36	<0.0002	<0.005	<0.05	<0.005	<0.1	0.0016	<0.01	<0.005
PMP-09A	11/29/2017	<0.009	<0.0005	0.043	<0.5	<0.01	<0.01	<0.01	<0.005	<0.01	<0.01	<0.01	0.01	<0.0002	1.81	<0.0002	<0.005	<0.05	<0.005	<0.1	0.0423	<0.01	<0.005
	2/7/2018	<0.009	<0.0005	0.024	<0.5	<0.01	<0.01	<0.01	<0.005	<0.01	<0.01	<0.01	0.01	<0.0002	1.9	<0.0002	<0.005	<0.05	<0.005	<0.1	0.0456	<0.01	<0.005
	4/12/2018	<0.009	<0.0005	0.019	<0.5	<0.01	<0.01	<0.01	<0.005	<0.01	<0.01	<0.01	0.01	<0.0002	1.92	<0.0002	<0.005	<0.05	<0.005	<0.1	0.0408	<0.01	<0.005
	7/10/2018	<0.009	<0.0005	0.019	<0.5	<0.01	<0.01	<0.01	<0.005	<0.01	<0.01	<0.01	0.01	<0.0002	1.83	<0.0002	<0.005	<0.05	<0.005	<0.1	0.0461	<0.01	<0.005
	10/3/2018	<0.009	<0.0005	0.019	<0.5	<0.01	<0.01	<0.01	<0.005	<0.01	<0.01	<0.01	0.01	<0.0002	1.72	<0.0002	<0.005	<0.05	<0.005	<0.1	0.0516	<0.01	<0.005
	1/15/2019	<0.009	<0.0005	0.019	<0.5	<0.01	<0.01	<0.01	<0.005	<0.01	<0.01	<0.01	0.01	<0.0002	1.86	<0.0002	<0.005	<0.05	<0.005	<0.1	0.0423	<0.01	<0.005
	4/9/2019	<0.009	<0.0005	0.019	<0.5	<0.01	<0.01	<0.01	<0.005	<0.01	<0.01	<0.01	0.01	<0.0002	1.8	<0.0002	<0.005	<0.05J-	<0.005	<0.1	0.046	<0.01	<0.005
	7/15/2019	<0.009UJ	<0.0005	0.019	<0.5	<0.01	<0.01	<0.01	<0.005	<0.01	<0.01	<0.01	0.01	<0.0002	1.75	<0.0002	<0.005	<0.05	<0.005	<0.1	0.0469	<0.01	<0.005
	10/2/2019	<0.009	<0.0005	0.018	<0.5	<0.01	<0.01	<0.01	<0.005	<0.01	<0.01	<0.01	0.01	<0.0002	1.76	<0.0002	<0.005	<0.05	<0.005	<0.1	0.046	<0.01	<0.005
	1/17/2020	<0.009	<0.0005	0.018	<0.5UJ	<0.01	<0.01	<0.01	<0.005	<0.01	<0.01	<0.01	0.01	<0.0002	1.82	<0.0002	<0.005	<0.05	<0.005	<0.1	0.0449	<0.01	<0.005
	4/8/2020	<0.009UJ	<0.0005UJ	0.018J	<0.5UJ	<0.01UJ	<0.01UJ	<0.01UJ	<0.005UJ	<0.01UJ	<0.01UJ	<0.01UJ	0.01J	<0.0002UJ	1.75J	<0.0002UJ	<0.005UJ	<0.05UJ	<0.005UJ	<0.1UJ	0.0508J	<0.01UJ	<0.005UJ
	7/7/2020	<0.009	<0.0005	0.019	<0.5	<0.01	<0.01	<0.01	<0.005	<0.01	<0.01	<0.01	0.01	0.0002	1.86	<0.0002	<0.005	<0.05	<0.005	<0.1	0.048	<0.01	<0.005
	9/30/2020	<0.009	<0.0005	0.018	<0.5	<0.01	<0.01	<0.01	<0.005	<0.01	<0.01	<0.01	0.01	<0.0002	1.84	<0.0002	<0.005	<0.05	<0.005	<0.1	0.0458	<0.01	<0.005
	1/14/2021	<0.009	<0.0005	0.018	<0.5	<0.01	<0.01	<0.01	<0.005	<0.01	<0.01	<0.01	0.01	0.0002	1.85	<0.0002	<0.005	<0.05	<0.005	<0.1	0.0497	<0.01	<0.005
	4/5/2021	<0.009	<0.0005	0.02	<0.5	<0.01	<0.01	<0.01	<0.005	<0.01	<0.01	<0.01	0.01	0.0002	1.85	<0.0002	<0.005	<0.05	<0.005	<0.1	0.0473	<0.01	<0.005
	7/6/2021	<0.009	<0.0005	0.019	<0.5	<0.01	<0.01	<0.01	<0.005	<0.01	<0.01	<0.01	0.01	0.0002	1.81	<0.0002	<0.005	<0.05	<0.005	<0.1	0.0435	<0.01	<0.005
	10/8/2021	<0.009	<0.0005	0.019	<0.5	<0.01	<0.01	<0.01	<0.005	<0.01	<0.01	<0.01	0.01	0.0002	1.91	<0.0002	<0.005	<0.05	<0.005	<0.1	0.0469	<0.01	<0.005
	1/6/2022	<0.009	<0.0005	0.019	<0.5	<0.01	<0.01	<0.01	<0.005	<0.01	<0.01	<0.01	0.01	0.0002	1.96	<0.0002	<0.005	<0.05	<0.005	<0.1	0.0437	<0.01	<0.005
	5/31/2022	<0.009	<0.0005	0.018	<0.5	<0.01	<0.01	<0.01	<0.005	<0.01	<0.01	<0.01	0.01	0.0002	1.97	<0.0002	<0.005	<0.05	<0.005	<0.1	0.0485	<0.01	<0.005
	7/21/2022	<0.009	<0.0005	0.019	<0.5	<0.01	<0.01	<0.01	<0.005	<0.01	<0.01	<0.01	0.01	<0.0002	1.99	<0.0002	<0.005	<0.05	<0.005	<0.1	0.0527	<0.01	<0.005
	10/12/2022	<0.009	<0.0005	0.019	<0.5UJ	<0.01	<0.01	<0.01	<0.005	<0.01	<0.01	<0.01	0.01	0.0002	1.97	<0.0002	<0.005	<0.05	<0.005	<0.1	0.0574	<0.01	<0.005

Attachment 3

Parrot Tailings Waste Removal Project

CSM Addendum

MINOR METALS

Sample Name	Sample Date	Al mg/L	Sb mg/L	Ba mg/L	Br mg/L	Ce mg/L	Ga mg/L	La mg/L	Nd mg/L	Nb mg/L	Pd mg/L	Pr mg/L	Rb mg/L	Ag mg/L	Sr mg/L	Tl mg/L	Th mg/L	Sn mg/L	Ti mg/L	W mg/L	U mg/L	V mg/L	Zr mg/L
PMP-09B	12/3/2017	<0.009	<0.0005	0.067	<0.5	<0.01	<0.01	<0.01	<0.005	<0.01	<0.01	<0.01	0.01	<0.0002	2.64	<0.0002	<0.005	<0.05	<0.005	<0.1	0.0216	<0.01	<0.005
	2/7/2018	<0.009	<0.0005	0.083	<0.5	<0.01	<0.01	<0.01	<0.005	<0.01	<0.01	<0.01	0.01	<0.0002	2.22	<0.0002	<0.005	<0.05	<0.005	<0.1	0.0172	<0.01	<0.005
	4/10/2018	<0.009	<0.0005	0.065	<0.5	<0.01	<0.01	<0.01	<0.005	<0.01	<0.01	<0.01	0.01	<0.0002	2.26	<0.0002	<0.005	<0.05	<0.005	<0.1	0.015	<0.01	<0.005
	7/10/2018	<0.009	<0.0005	0.054	<0.5	<0.01	<0.01	<0.01	<0.005	<0.01	<0.01	<0.01	0.01	<0.0002	2.59	<0.0002	<0.005	<0.05	<0.005	<0.1	0.0191	<0.01	<0.005
	10/3/2018	<0.009	<0.0005	0.05	<0.5	<0.01	<0.01	<0.01	<0.005	<0.01	<0.01	<0.01	0.01	<0.0002	2.42	<0.0002	<0.005	<0.05	<0.005	<0.1	0.0192	<0.01	<0.005
	1/15/2019	<0.009	<0.0005	0.046	<0.5	<0.01	<0.01	<0.01	<0.005	<0.01	<0.01	<0.01	0.01	<0.0002	2.41	<0.0002	<0.005	<0.05	<0.005	<0.1	0.0155	<0.01	<0.005
	1/15/2019	<0.009	<0.0005	0.046	<0.5	<0.01	<0.01	<0.01	<0.005	<0.01	<0.01	<0.01	0.01	<0.0002	2.41	<0.0002	<0.005	<0.05	<0.005	<0.1	0.0155	<0.01	<0.005
	4/9/2019	<0.009	<0.0005	0.048	<0.5	<0.01	<0.01	<0.01	<0.005	<0.01	<0.01	<0.01	0.01	<0.0002	2.63	<0.0002	<0.005	<0.05J-	<0.005	<0.1	0.0185	<0.01	<0.005
	7/15/2019	<0.009UJ	<0.0005	0.046	<0.5	<0.01	<0.01	<0.01	<0.005	<0.01	<0.01	<0.01	0.01	<0.0002	2.43	<0.0002	<0.005	<0.05	<0.005	<0.1	0.0189	<0.01	<0.005
	10/2/2019	<0.009	<0.0005	0.043	<0.5	<0.01	<0.01	<0.01	<0.005	<0.01	<0.01	<0.01	0.01	<0.0002	2.49	<0.0002	<0.005	<0.05	<0.005	<0.1	0.0181	<0.01	<0.005
	1/17/2020	<0.009	<0.0005	0.033	<0.5UJ	<0.01	<0.01	<0.01	<0.005	<0.01	<0.01	<0.01	0.01	<0.0002	1.98	<0.0002	<0.005	<0.05	<0.005	<0.1	0.0089	<0.01	<0.005
	4/8/2020	<0.009	<0.0005	0.039	<0.5	<0.01	<0.01	<0.01	<0.005	<0.01	<0.01	<0.01	0.01	<0.0002	2.36	<0.0002	<0.005	<0.05	<0.005	<0.1	0.0146	<0.01	<0.005
	7/7/2020	<0.009	<0.0005	0.04	<0.5	<0.01	<0.01	<0.01	<0.005	<0.01	<0.01	<0.01	0.02	<0.0002	2.65	<0.0002	<0.005	<0.05	<0.005	<0.1	0.0166	<0.01	<0.005
	9/30/2020	<0.009	<0.0005	0.037	<0.5	<0.01	<0.01	<0.01	<0.005	<0.01	<0.01	<0.01	0.01	<0.0002	2.48	<0.0002	<0.005	<0.05	<0.005	<0.1	0.0139	<0.01	<0.005
	1/14/2021	<0.009R	<0.0005	0.037	<0.5	<0.01	<0.01	<0.01	<0.005	<0.01	<0.01	<0.01	0.01	<0.0002	2.49	<0.0002	<0.005	<0.05	<0.005	<0.1	0.0159	<0.01	<0.005
	4/5/2021	<0.009	<0.0005	0.039	<0.5	<0.01	<0.01	<0.01	<0.005	<0.01	<0.01	<0.01	0.02	<0.0002	2.46	<0.0002	<0.005	<0.05	<0.005	<0.1	0.0144	<0.01	<0.005
	7/6/2021	<0.009	<0.0005	0.031	<0.5	<0.01	<0.01	<0.01	<0.005	<0.01	<0.01	<0.01	0.01	<0.0002	1.78	<0.0002	<0.005	<0.05	<0.005	<0.1	0.0055	<0.01	<0.005
	10/8/2021	<0.009	<0.0005	0.026	<0.5	<0.01	<0.01	<0.01	<0.005	<0.01	<0.01	<0.01	0.01	<0.0002	1.65	<0.0002	<0.005	<0.05	<0.005	<0.1	0.0024	<0.01	<0.005
	1/6/2022	<0.009	<0.0005	0.029	<0.5	<0.01	<0.01	<0.01	<0.005	<0.01	<0.01	<0.01	0.01	<0.0002	1.96	<0.0002	<0.005	<0.05	<0.005	<0.1	0.0051	<0.01	<0.005
	5/31/2022	<0.009	<0.0005	0.033	<0.5	<0.01	<0.01	<0.01	<0.005	<0.01	<0.01	<0.01	0.02	<0.0002	2.39	<0.0002	<0.005	<0.05	<0.005	<0.1	0.0127	<0.01	<0.005
	7/21/2022	<0.009	<0.0005	0.026	<0.5	<0.01	<0.01	<0.01	<0.005	<0.01	<0.01	<0.01	0.02	<0.0002	1.81	<0.0002	<0.005	<0.05	<0.005	<0.1	0.0045	<0.01	<0.005
	10/11/2022	<0.009	<0.0005	0.025	<0.5	<0.01	<0.01	<0.01	<0.005	<0.01	<0.01	<0.01	0.02	<0.0002	1.67	<0.0002	<0.005	<0.05	<0.005	<0.1	0.0025	<0.01	<0.005
PMP-10A	11/29/2017	<0.009	<0.0005	0.036	<0.5	<0.01	<0.01	<0.01	<0.005	<0.01	<0.01	<0.01	<0.01	<0.0002	0.26	<0.0002	<0.005	<0.05	<0.005	<0.1	0.0026	<0.01	<0.005
	2/5/2018	0.009	<0.0005	0.036	<0.5	<0.01	<0.01	<0.01	<0.005	<0.01	<0.01	<0.01	<0.01	<0.0002	0.25	<0.0002	<0.005	<0.05	<0.005	<0.1	0.0033	<0.01	<0.005
	4/9/2018	<0.009	<0.0005	0.033	<0.5	<0.01	<0.01	<0.01	<0.005	<0.01	<0.01	<0.01	<0.01	<0.0002	0.24	<0.0002	<0.005	<0.05	<0.005	<0.1	0.0027	<0.01	<0.005
	7/9/2018	0.009	<0.0005	0.029	<0.5	<0.01	<0.01	<0.01	<0.005	<0.01	<0.01	<0.01	<0.01	<0.0002UJ	0.2	<0.0002	<0.005	<0.05	<0.005	<0.1	0.0027	<0.01	<0.005
	10/2/2018	<0.009	<0.0005	0.028	<0.5	<0.01	<0.01	<0.01	<0.005	<0.01	<0.01	<0.01	<0.01	<0.0002	0.21	<0.0002	<0.005	<0.05	<0.005	<0.1	0.0027	<0.01	<0.005
	1/14/2019	<0.009	<0.0005	0.029	<0.5	<0.01	<0.01	<0.01	<0.005	<0.01	<0.01	<0.01	<0.01	<0.0002UJ	0.23	<0.0002	<0.005	<0.05	<0.005	<0.1	0.003	<0.01	<0.005
	4/8/2019	<0.009	<0.0005	0.032	<0.5	<0.01	<0.01	<0.01	<0.005	<0.01	<0.01	<0.01	<0.01	<0.0002	0.22	<0.0002	<0.005	<0.05	<0.005	<0.1	0.0019	<0.01	<0.005
	7/15/2019	<0.009	<0.0005	0.033	<0.5	<0.01	<0.01	<0.01	<0.005	<0.01	<0.01	<0.01	<0.01	<0.0002	0.22	<0.0002	<0.005	<0.05	<0.005	<0.1	0.0027	<0.01	<0.005
	10/1/2019	<0.009	<0.0005	0.031	<0.5	<0.01	<0.01	<0.01	<0.005	<0.01	<0.01	<0.01	<0.01	<0.0002	0.21	<0.0002	<0.005	<0.05	<0.005	<0.1	0.0024	<0.01	<0.005
	1/16/2020	<0.009	<0.0005	0.032	<0.5UJ	<0.01	<0.01	<0.01	<0.005	<0.01	<0.01	<0.01	<0.01	<0.0002	0.23	<0.0002	<0.005	<0.05	<0.005	<0.1	0.0032	<0.01	<0.005
	4/7/2020	<0.009	<0.0005	0.04	<0.5	<0.01	<0.01	<0.01	<0.005	<0.01	<0.01	<0.01	<0.01	<0.0002	0.26	<0.0002	<0.005	<0.05	<0.005	<0.1	0.0069	<0.01	<0.005
	7/7/2020	<0.009	<0.0005	0.038	<0.5	<0.01	<0.01	<0.01	<0.005	<0.01	<0.01	<0.01	<0.01	<0.0002	0.25	<0.0002	<0.005	<0.05	<0.005	<0.1	0.0023	<0.01	<0.005
	9/29/2020	<0.009	<0.0005	0.036	<0.5	<0.01	<0.01	<0.01	<0.005	<0.01	<0.01	<0.01	<0.01	<0.0002	0.24	<0.0002	<0.005	<0.05	<0.005	<0.1	0.0022	<0.01	<0.005
	1/12/2021	<0.009	<0.0005	0.029	<0.5	<0.01	<0.01	<0.01	<0.005	<0.01	<0.01	<0.01	<0.01	<0.0002	0.21	<0.0002	<0.005	<0.05	<0.005	<0.1	0.0031	<0.01	<0.005
	4/2/2021	<0.009	<0.0005	0.031	<0.5	<0.01	<0.01	<0.01	<0.005	<0.01	<0.01	<0.01	<0.01	<0.0002	0.24	<0.0002	<0.005	<0.05	<0.005	<0.1	0.0035	<0.01	<0.005
	7/7/2021	<0.009	<0.0005	0.025	<0.5	<0.01	<0.01	<0.01	<0.005	<0.01	<0.01	<0.01	<0.01	<0.0002	0.18	<0.0002	<0.005	<0.05	<0.005	<0.1	0.0028	<0.01	<0.005
	10/7/2021	<0.009	<0.0005	0.032	<0.5	<0.01	<0.01	<0.01	<0.005	<0.01	<0.01	<0.01	<0.01	<0.0002	0.23	<0.0002	<0.005	<0.05	<0.005	<0.1	0.0028	<0.01	<0.005
	1/5/2022	<0.009	<0.0005	0.03	<0.5	<0.01	<0.01	<0.01	<0.005	<0.01	<0.01	<0.01	<0.01	<0.0002	0.24	<0.0002	<0.005	<0.05	<0.005	<0.1	0.0037	<0.01	<0.005
	5/25/2022	<0.009	<0.0005	0.03	<0.5	<0.01	<0.01	<0.01	<0.005	<0.01	<0.01	<0.01	<0.01	<0.0002	0.25	<0.0002	<0.005	<0.05	<0.005	<0.1	0.0037	<0.01	<0.005
	7/20/2022	<0.009	<0.0005	0.029	<0.5	<0.01	<0.01	<0.01	<0.005	<0.01	<0.01	<0.01	<0.01	<0.0002	0.23	<0.0002	<0.005	<0.05	<0.005	<0.1	0.0046	<0.01	<0.005
	10/12/2022	<0.009	<0.0005	0.031	<0.5	<0.01	<0.01	<0.01	<0.005	<0.01	<0.01	<0.01	<0.01	<0.0002	0.21	<0.0002	<0.005	<0.05	<0.005	<0.1	0.0044	<0.01	<0.005
PMP-10B	11/29/2017	<0.009	<0.0005	0.059	<0.5	<0.01	<0.01	<0.01	<0.005	<0.01	<0.01	<0.01	<0.01	<0.0002	0.49	<0.0002	<0.005	<0.05	<0.005	<0.1	0.0035	<0.01	<0.005
	2/5/2018	<0.009	<0.0005	0.073	<0.5	<0.01	<0.01	<0.01	<0.005	<0.01	<0.01	<0.01	<0.01	<0.0002	0.53	<0.0002	<0.005	<0.05	<0.005	<0.1	0.0031	<0.01	<0.005
	3/30/2018	<0.009	<0.0005	0.074	<0.5	<0.01	<0.01	<0.01	<0.005	<0.01	<0.01	<0.01	<0.01	<0.0002	0.51	<0.0002	<0.005	<0.05	<0.005	<0.1	0.0029	<0.01	<0.005
	4/9/2018	<0.009	<0.0005	0.061	<0.5	<0.01	<0.01	<0.01	<0.005	<0.01	<0.01	<0.01	<0.01	<0.0002	0.52	<0.0002	<0.005	<0.05	<0.005	<0.1	0.0024	<0.01	<0.005
	7/9/2018	<0.009	<0.0005	0.041	<0.5	<0.01	<0.01	<0.01	<0.005	<0.01	<0.01	<0.01	<0.01	<0.0002UJ	0.51	<0.0002	<0.005	<0.05	<0.005	<0.1	0.0027	<0.01	<0.005
	10/2/2018	<0.009	<0.0005	0.032	<0.5	<0.01	<0.01	<0.01	<0.005	<0.01	<0.01	<0.01	<0.01	<0.0002	0.53	<0.0002	<0.005	<0.05	<0.005	<0.1	0.0027	<0.01	<0.005
	1/14/2019	<0.009	<0.0005	0.029	<0.5	<0.01	<0.01	<0.01	<0.005	<0.01	<0.01	<0.01	<0.01	<0.0002UJ	0.58	<0.0002	<0.005	<0.05	<0.005	<0.1	0.0026	<0.01	<0.005
	4/8/2019	<0.009	<0.0005	0.028	<0.5	<0.01	<0.01	<0.01	<0.005	<0.01	<0.01	<0.01	<0.01	<0.0002	0.54	<0.0002	<0.005	<0.05	<0.005	<0.1	0.0025	<0.01	<0.005
	7/15/2019	<0.009	<0.0005	0.026	<0.5	<0.01	<0.01	<0.01	<0.005	<0.01	<0.01	<0.01	<0.01	<0.0002	0.51	<0.0002	<0.005	<0.05	<0.005	<0.1	0.0026	<0.01	<0.005
	10/1/2019	<0.009	<0.0005	0.025	<0.5	<0.01	<0.01	<0.01	<0.005	<0.01	<0.01	<0.01	<0.01	<0.0002	0.56	<0.0002	<0.005	<0.05	<0.005	<0.1	0.0026	<0.01	<0.005
	4/7/2020	<0.009	<0.0005	0.026	<0.5	<0.01	<0.01	<0.01	<0.005	<0.01	<0.01	<0.01	<0.01	<0.0002	0.53	<0.0002	<0.005	<0.05	<0.005	<0.1	0.0027	<0.01	<0.005
	7/7/2020	<0.009	<0.0005	0.025	<0.5	<0.01	<0.01	<0.01	<0.005	<0.01	<0.01	<0.01	<0.01	<0.0002	0.53	<0.0002	<0.005	<0.05	<0.005	<0.1	0.0027	<0.01	<0.005
	9/29/2020	<0.009	<0.0005	0.024	<0.5	<0.01	<0.01	<0.01	<0.005	<0.01	<0.01	<0.01	<0.01	<0.0002	0.52	<0.0002	<0.005	<0.05	<0.005	<0.1	0.0023	<0.01	<0.005
	1/12/2021	<0.009	<0.0005	0.024	<0.5	<0.01	<0.01	<0.01	<0.005	<0.01	<0.01	<0.01	<0.01	<0.0002	0.51	<0.0002	<0.005	<0.05	<0.005	<0.1	0.0028	<0.01	<0.005
	4/2/2021	<0.009	<0.0005	0.027	<0.5	<0.01	<0.01	<0.01	<0.005	<0.01	<0.01	<0.01	<0.01	<0.0002	0.51	<0.0002	<0.005	<0.05	<0.005	<0.1	0.0027	<0.01	<0.005
	7/7/2021	<0.009	<0.0005	0.024	<0.5	<0.01	<0.01	<0.01	<0.005	<0.01	<0.01	<0.01	<0.01	<0.0002	0.5	<0.0002	<0.005	<0.05	<0.005	<0.1	0.0025	<0.01	<0.005
	10/7/2021	<0.009	<0.0005	0.024	<0.5	<0.01	<0.01	<0.01	<0.005	<0.01	<0.01	<0.01	<0.01	<0.0002	0.49	<0.0002	<0.005	<0.05	<0.005	<0.1	0.0026	<0.01	<0.005
	5/25/2022	<0.009	<0.0005	0.023	<0.5	<0.01	<0.01	<0.01	<0.005	<0.01	<0.01	<0.01	<0.01	<0.0002	0.5	<0.0002	<0.005	<0.05	<0.005	<0.1	0.0025	<0.01	<0.005
	7/20/2022	<0.009	<0.0005	0.024	<0.5	<0.01	<0.01	<0.01	<0.005	<0.01	<0.01	<0.01	<0.01	<0.0002	0.50	<0.0002	<0.005	<0.05	<0.005	<0.1	0.0026	<0.01	<0.005
	10/12/2022	<0.009	<0.0005	0.022	<0.5	<0.01	<0.01	<0.01	<0.005	<0.01	<0.01	<0.01	<0.01	<0.0002	0.48	<0.0002	<0.005	<0.05	<0.005	<0.1	0.0027	<0.01	<0.005

Attachment 3

Parrot Tailings Waste Removal Project

CSM Addendum

MINOR METALS

Sample Name	Sample Date	Al mg/L	Sb mg/L	Ba mg/L	Br mg/L	Ce mg/L	Ga mg/L	La mg/L	Nd mg/L	Nb mg/L	Pd mg/L	Pr mg/L	Rb mg/L	Ag mg/L	Sr mg/L	Tl mg/L	Th mg/L	Sn mg/L	Ti mg/L	W mg/L	U mg/L	V mg/L	Zr mg/L
PMP-11A	11/29/2017	<0.009	<0.0005	0.058	<0.5	<0.01	<0.01	<0.01	<0.005	<0.01	<0.01	<0.01	<0.01	<0.0002	0.22	<0.0002	<0.005	<0.05	<0.005	<0.1	0.003	<0.01	<0.005
	2/5/2018	<0.009	<0.0005	0.055	<0.5	<0.01	<0.01	<0.01	<0.005	<0.01	<0.01	<0.01	<0.01	<0.0002	0.22	<0.0002	<0.005	<0.05	<0.005	<0.1	0.0036	<0.01	<0.005
	4/9/2018	<0.009	<0.0005	0.05	<0.5	<0.01	<0.01	<0.01	<0.005	<0.01	<0.01	<0.01	<0.01	<0.0002	0.22	<0.0002	<0.005	<0.05	<0.005	<0.1	0.0032	<0.01	<0.005
	7/9/2018	<0.009	<0.0005	0.045	<0.5	<0.01	<0.01	<0.01	<0.005	<0.01	<0.01	<0.01	<0.01	<0.0002UJ	0.21	<0.0002	<0.005	<0.05	<0.005	<0.1	0.0035	<0.01	<0.005
	10/2/2018	<0.009	<0.0005	0.048	<0.5	<0.01	<0.01	<0.01	<0.005	<0.01	<0.01	<0.01	<0.01	<0.0002	0.22	<0.0002	<0.005	<0.05	<0.005	<0.1	0.0038	<0.01	<0.005
	1/14/2019	<0.009	<0.0005	0.048	<0.5	<0.01	<0.01	<0.01	<0.005	<0.01	<0.01	<0.01	<0.01	<0.0002UJ	0.23	<0.0002	<0.005	<0.05	<0.005	<0.1	0.0034	<0.01	<0.005
	4/8/2019	<0.009	<0.0005	0.049	<0.5	<0.01	<0.01	<0.01	<0.005	<0.01	<0.01	<0.01	<0.01	<0.0002	0.22	<0.0002	<0.005	<0.05	<0.005	<0.1	0.0034	<0.01	<0.005
	7/15/2019	<0.009UJ	<0.0005	0.048	<0.5	<0.01	<0.01	<0.01	<0.005	<0.01	<0.01	<0.01	<0.01	<0.0002	0.21	<0.0002	<0.005	<0.05	<0.005	<0.1	0.0036	<0.01	<0.005
	10/1/2019	<0.009	<0.0005	0.05	<0.5	<0.01	<0.01	<0.01	<0.005	<0.01	<0.01	<0.01	<0.01	<0.0002	0.23	<0.0002	<0.005	<0.05	<0.005	<0.1	0.0035	<0.01	<0.005
	1/15/2020	<0.009	<0.0005	0.047	<0.5UJ	<0.01	<0.01	<0.01	<0.005	<0.01	<0.01	<0.01	<0.01	<0.0002	0.22	<0.0002	<0.005	<0.05	<0.005	<0.1	0.0035	<0.01	<0.005
	4/8/2020	<0.009	<0.0005	0.05	<0.5	<0.01	<0.01	<0.01	<0.005	<0.01	<0.01	<0.01	<0.01	<0.0002	0.23	<0.0002	<0.005	<0.05	<0.005	<0.1	0.0037	<0.01	<0.005
	7/6/2020	<0.009	<0.0005	0.045	<0.5	<0.01	<0.01	<0.01	<0.005	<0.01	<0.01	<0.01	<0.01	<0.0002	0.22	<0.0002	<0.005	<0.05	<0.005	<0.1	0.0034	<0.01	<0.005
	9/28/2020	<0.009	<0.0005	0.046	<0.5	<0.01	<0.01	<0.01	<0.005	<0.01	<0.01	<0.01	<0.01	<0.0002	0.22	<0.0002	<0.005	<0.05	<0.005	<0.1	0.0035	<0.01	<0.005
	1/12/2021	<0.009	<0.0005	0.046	<0.5	<0.01	<0.01	<0.01	<0.005	<0.01	<0.01	<0.01	<0.01	<0.0002	0.23	<0.0002	<0.005	<0.05	<0.005	<0.1	0.0038	<0.01	<0.005
	4/1/2021	<0.009	<0.0005	0.049	<0.5	<0.01	<0.01	<0.01	<0.005	<0.01	<0.01	<0.01	<0.01	<0.0002	0.24	<0.0002	<0.005	<0.05	<0.005	<0.1	0.0037	<0.01	<0.005
	7/6/2021	<0.009	<0.0005	0.048	<0.5	<0.01	<0.01	<0.01	<0.005	<0.01	<0.01	<0.01	<0.01	<0.0002	0.23	<0.0002	<0.005	<0.05	<0.005	<0.1	0.0036	<0.01	<0.005
	10/6/2021	<0.009	<0.0005	0.048	<0.5	<0.01	<0.01	<0.01	<0.005	<0.01	<0.01	<0.01	<0.01	<0.0002	0.24	<0.0002	<0.005	<0.05	<0.005	<0.1	0.0036	<0.01	<0.005
	1/5/2022	<0.009	<0.0005	0.049	<0.5	<0.01	<0.01	<0.01	<0.005	<0.01	<0.01	<0.01	<0.01	<0.0002	0.24	<0.0002	<0.005	<0.05	<0.005	<0.1	0.0036	<0.01	<0.005
	5/25/2022	<0.009	<0.0005	0.048	<0.5	<0.01	<0.01	<0.01	<0.005	<0.01	<0.01	<0.01	<0.01	<0.0002	0.24	<0.0002	<0.005	<0.05	<0.005	<0.1	0.0038	<0.01	<0.005
	7/19/2022	<0.009	<0.0005	0.050	<0.5	<0.01	<0.01	<0.01	<0.005	<0.01	<0.01	<0.01	<0.01	<0.0002	0.24	<0.0002	<0.005	<0.05	<0.005	<0.1	0.0037	<0.01	<0.005
	10/12/2022	<0.009	<0.0005	0.051	<0.5	<0.01	<0.01	<0.01	<0.005	<0.01	<0.01	<0.01	<0.01	<0.0002	0.24	<0.0002	<0.005	<0.05	<0.005	<0.1	0.0044	<0.01	<0.005
PMP-11B	11/29/2017	<0.009	<0.0005	0.032	<0.5	<0.01	<0.01	<0.01	<0.005	<0.01	<0.01	<0.01	<0.01	<0.0002	0.2	<0.0002	<0.005	<0.05	<0.005	<0.1	0.0036	<0.01	<0.005
	4/13/2018	<0.009UJ	<0.0005	0.028	<0.5	<0.01	<0.01	<0.01	<0.005	<0.01	<0.01	<0.01	<0.01	<0.0002	0.19	<0.0002	<0.005	<0.05	<0.005	<0.1	0.0036	<0.01	<0.005
	7/9/2018	<0.009	<0.0005	0.047	<0.5	<0.01	<0.01	<0.01	<0.005	<0.01	<0.01	<0.01	<0.01	<0.0002UJ	0.21	<0.0002	<0.005	<0.05	<0.005	<0.1	0.0035	<0.01	<0.005
	10/2/2018	<0.009	<0.0005	0.029	<0.5	<0.01	<0.01	<0.01	<0.005	<0.01	<0.01	<0.01	<0.01	<0.0002	0.18	<0.0002	<0.005	<0.05	<0.005	<0.1	0.0041	<0.01	<0.005
	1/14/2019	<0.009	<0.0005	0.03	<0.5	<0.01	<0.01	<0.01	<0.005	<0.01	<0.01	<0.01	<0.01	<0.0002	0.19	<0.0002	<0.005	<0.05	<0.005	<0.1	0.0037	<0.01	<0.005
	4/8/2019	<0.009	<0.0005	0.029	<0.5	<0.01	<0.01	<0.01	<0.005	<0.01	<0.01	<0.01	<0.01	<0.0002	0.18	<0.0002	<0.005	<0.05	<0.005	<0.1	0.0035	<0.01	<0.005
	7/15/2019	<0.009	<0.0005	0.03	<0.5	<0.01	<0.01	<0.01	<0.005	<0.01	<0.01	<0.01	<0.01	<0.0002	0.18	<0.0002	<0.005	<0.05	<0.005	<0.1	0.0037	<0.01	<0.005
	10/1/2019	<0.009	<0.0005	0.03	<0.5	<0.01	<0.01	<0.01	<0.005	<0.01	<0.01	<0.01	<0.01	<0.0002	0.19	<0.0002	<0.005	<0.05	<0.005	<0.1	0.0037	<0.01	<0.005
	1/15/2020	<0.009	<0.0005	0.029	<0.5UJ	<0.01	<0.01	<0.01	<0.005	<0.01	<0.01	<0.01	<0.01	<0.0002	0.18	<0.0002	<0.005	<0.05	<0.005	<0.1	0.0036	<0.01	<0.005
	4/7/2020	<0.009	<0.0005	0.03	<0.5	<0.01	<0.01	<0.01	<0.005	<0.01	<0.01	<0.01	<0.01	<0.0002	0.19	<0.0002	<0.005	<0.05	<0.005	<0.1	0.0038	<0.01	<0.005
	7/6/2020	<0.009	<0.0005	0.03	<0.5	<0.01	<0.01	<0.01	<0.005	<0.01	<0.01	<0.01	<0.01	<0.0002	0.19	<0.0002	<0.005	<0.05	<0.005	<0.1	0.0036	<0.01	<0.005
	9/28/2020	<0.009	<0.0005	0.03	<0.5	<0.01	<0.01	<0.01	<0.005	<0.01	<0.01	<0.01	<0.01	<0.0002	0.19	<0.0002	<0.005	<0.05	<0.005	<0.1	0.0034	<0.01	<0.005
	1/11/2021	<0.009	<0.0005	0.032	<0.5	<0.01	<0.01	<0.01	<0.005	<0.01	<0.01	<0.01	<0.01	<0.0002	0.2	<0.0002	<0.005	<0.05	<0.005	<0.1	0.0035	<0.01	<0.005
	4/1/2021	<0.009	<0.0005	0.032	<0.5	<0.01	<0.01	<0.01	<0.005	<0.01	<0.01	<0.01	<0.01	<0.0002	0.2	<0.0002	<0.005	<0.05	<0.005	<0.1	0.0035	<0.01	<0.005
	7/6/2021	<0.009	<0.0005	0.032	<0.5	<0.01	<0.01	<0.01	<0.005	<0.01	<0.01	<0.01	<0.01	<0.0002	0.19	<0.0002	<0.005	<0.05	<0.005	<0.1	0.0032	<0.01	<0.005
	10/6/2021	<0.009	<0.0005	0.031	<0.5	<0.01	<0.01	<0.01	<0.005	<0.01	<0.01	<0.01	<0.01	<0.0002	0.19	<0.0002	<0.005	<0.05	<0.005	<0.1	0.0031	<0.01	<0.005
	1/5/2022	<0.009	<0.0005	0.03	<0.5	<0.01	<0.01	<0.01	<0.005	<0.01	<0.01	<0.01	<0.01	<0.0002	0.19	<0.0002	<0.005	<0.05	<0.005	<0.1	0.0033	<0.01	<0.005
	5/24/2022	<0.009	<0.0005	0.03	<0.5	<0.01	<0.01	<0.01	<0.005	<0.01	<0.01	<0.01	<0.01	<0.0002	0.19	<0.0002	<0.005	<0.05	<0.005	<0.1	0.0034	<0.01	<0.005
	7/18/2022	<0.009	<0.0005	0.030	<0.5	<0.01	<0.01	<0.01	<0.005	<0.01	<0.01	<0.01	<0.01	<0.0002	0.20	<0.0002	<0.005	<0.05	<0.005	<0.1	0.0037	<0.01	<0.005
	10/11/2022	<0.009	<0.0005	0.030	<0.5	<0.01	<0.01	<0.01	<0.005	<0.01	<0.01	<0.01	<0.01	<0.0002	0.19	<0.0002	<0.005	<0.05	<0.005	<0.1	0.0036	<0.01	<0.005
PMP-12	4/17/2018	2.42	0.0018	0.04	<0.5	<0.01	<0.01	<0.01	<0.005	<0.01	<0.01	<0.01	<0.01	0.0003	0.06	<0.0002	<0.005	<0.05	0.093	<0.1	0.0009	<0.01	<0.005
	7/12/2018	0.019J+	<0.0005	0.022	<0.5	<0.01	<0.01	<0.1	<0.01	<0.01	<0.01	<0.01	<0.01	<0.0002	0.63	<0.0002	<0.005	<0.05	<0.005	<0.1	0.0076	<0.01	<0.005
	10/8/2018	0.243	0.0014	0.029	<0.5	<0.01	<0.01	<0.01	<0.005	<0.01	<0.01	<0.01	<0.01	<0.0002	0.3	<0.0002	<0.005	<0.05	<0.005	<0.1	0.0029	<0.01	<0.005
	4/15/2019	<0.009	<0.0005	0.044	<0.5	<0.01	<0.01	<0.01	<0.005	<0.01	<0.01	<0.01	<0.01	<0.0002	0.45J+	<0.0002	<0.005	<0.05	<0.005	<0.1	0.0075	<0.01	<0.005
	7/18/2019	<0.009	0.0007J+	0.027	<0.5	<0.01	<0.01	<0.01	<0.005	<0.01	<0.01	<0.01	<0.01	<0.0002	0.56	<0.0002	<0.005	<0.05	<0.005	<0.1	0.0077	<0.01	<0.005
	10/7/2019	0.134	<0.0005	0.104	<0.5	<0.01	<0.01	<0.1	<0.01	<0.01	<0.01	<0.01	0.01	<0.0002	1.39	<0.0002	<0.005	<0.05	0.008	<0.1	0.0063	<0.01	<0.005
	4/14/2020	<0.009UJ	<0.0005	0.045	<0.5	<0.01	<0.01	<0.01	<0.005	<0.01	<0.01	<0.01	<0.01	<0.0002	0.67	<0.0002	<0.005	<0.05	<0.005UJ	<0.1	0.0054	<0.01	<0.005
	7/10/2020	0.042	0.0014	0.019	<0.5	<0.01	<0.01	<0.01	<0.005	<0.01	<0.01	<0.01	<0.01	<0.0002	0.08	<0.0002	<0.005	<0.05	<0.005	<0.1	0.0005	<0.01	<0.005
	10/3/2020	<0.009	<0.0005	0.032	<0.5	<0.01	<0.01	<0.01	<0.005	<0.01	<0.01	<0.01	<0.01	<0.0002	0.73	<0.0002	<0.005	<0.05	<0.005	<0.1	0.0063	<0.01	<0.005
	4/8/2021	<0.009	<0.0005	0.052J+	<0.5UJ	<0.01	<0.01	<0.01	<0.005	<0.01	<0.01	<0.01	0.03J+	<0.0002	2.46	<0.0002	<0.005	<0.05	<0.005	<0.1	0.0036	<0.01	<0.005
	7/13/2021	0.083	<0.0005	0.045J+	<0.5UJ	<0.01	<0.01	<0.01	<0.005	<0.01	<0.01	<0.01	0.02	<0.0002	1.43J+	<0.0002	<0.005	<0.05	<0.005	<0.1	0.0006J+	<0.01	<0.005
	10/14/2021	<0.009J+	0.0006	0.053J+	<0.5UJ	<0.01	<0.01	<0.01	<0.005	<0.01	<0.01	<0.01	0.03	<0.0002	2.42	<0.0002	<0.005	<0.05	<0.005	<0.1	0.0028	<0.01	<0.005
	5/31/2022	0.177	0.0006	0.057	<0.5	<0.01	<0.01	<0.01	<0.01	<0.01	<0.01	<0.01	0.04	<0.0002	2.49	<0.0002	<0.005	<0.05	0.009	<0.1	0.0049	<0.01	<0.005
	7/22/2022	<0.009	<0.0005	0.016	<0.5UJ	<0.01	<0.01	<0.01	<0.005	<0.01	<0.01	<0.01	<0.01	<0.0002	0.54	<0.0002	<0.005	<0.05	<0.005	<0.1	0.0072	<0.01	<0.005
	10/18/2022	<0.009	<0.0005	0.054	<0.5	<0.01	<0.01	<0.01	<0.005	<0.01	<0.01	<0.01	0.03	<0.0002	1.43	<0.0002	<0.005	<0.05	<0.005	<0.1	0.0019	<0.01	<0.005

Attachment 3

Parrot Tailings Waste Removal Project

CSM Addendum

MINOR METALS

Sample Name	Sample Date	Al mg/L	Sb mg/L	Ba mg/L	Br mg/L	Ce mg/L	Ga mg/L	La mg/L	Nd mg/L	Nb mg/L	Pd mg/L	Pr mg/L	Rb mg/L	Ag mg/L	Sr mg/L	Tl mg/L	Th mg/L	Sn mg/L	Ti mg/L	W mg/L	U mg/L	V mg/L	Zr mg/L
PMP-IDW-1	7/16/2020	22.5	<0.0005	0.02	<0.5	<0.01	<0.01	0.3	0.335	<0.01	<0.01	0.09	0.05	0.003	2.14	<0.0002	<0.005	<0.05	<0.005	<0.1	0.123	<0.01	<0.005
	10/2/2020	19.8	<0.0005	0.016	<0.5	<0.01	<0.01	0.25	0.287	<0.01	<0.01	0.07	0.05	0.0027	2.06	<0.0002	<0.005	<0.05	<0.005	<0.1	0.106	<0.01	<0.005
	1/20/2021	19.3	<0.0005	0.016	<0.5	<0.01	<0.01	0.24	0.27	<0.01	<0.01	0.07	<0.01	0.0027	2.06	<0.0002	<0.005	<0.05	<0.005	<0.1	0.123	<0.01	<0.005
	3/9/2021	19.5	<0.0005	0.017	<0.5	<0.01	0.02	0.25	0.278	<0.01	<0.01	0.07	0.04	0.0028	1.91	<0.0002	<0.005	<0.05	<0.005	<0.1	0.12	<0.01	<0.005
PMP-IDW-2	7/10/2020	62.8	<0.0005	0.026	<1	<0.01	0.01	0.54	0.561	<0.01	0.01	0.15	0.03	0.0059	2.75	0.0003	<0.005	<0.05	<0.005	<0.1	0.286	<0.01	<0.005
	10/2/2020	74.6	<0.0005	0.013	<0.5	<0.01	0.01	0.67	0.724	<0.01	0.01	0.18	0.03	0.012	2.74	0.0003	<0.005	<0.05	<0.005	<0.1	0.358	<0.01	<0.005
	1/20/2021	83.2	<0.0005	0.011	<0.5	<0.01	0.01	0.67	0.707	<0.01	0.02	0.19	<0.01	0.0136	2.91	0.0003	<0.005	<0.05	<0.005	<0.1	0.439	<0.01	<0.005
	3/9/2021	83.4	<0.0005	0.011	<0.5	<0.01	0.05	0.8	0.815	<0.01	<0.01	0.22	0.02	0.0139	2.82	0.0003	<0.005	<0.05	<0.005	<0.1	0.427	<0.01	<0.005
PMP-IDW-3	7/16/2020	1.84	<0.0005	0.019	<0.5	<0.01	<0.01	0.01	0.008	<0.01	<0.01	<0.01	<0.01	<0.0002	2.87	<0.0002	<0.005	<0.05	<0.005	<0.1	0.0022	<0.01	<0.005
	10/2/2020	14.2	<0.0005	0.014	<0.5	<0.01	<0.01	0.07	0.051	<0.01	<0.01	0.01	<0.01	<0.0002	2.89	<0.0002	<0.005	<0.05	<0.005	<0.1	0.0291	0.01	<0.005
	1/20/2021	4.29	<0.0005	0.016	<0.5	<0.01	<0.01	0.02	0.014	<0.01	<0.01	<0.01	<0.01	<0.0002	2.96	<0.0002	<0.005	<0.05	<0.005	<0.1	0.0122	<0.01	<0.005
	3/9/2021	3.42	<0.0005	0.015	<0.5	<0.01	<0.01	0.01	0.01	<0.01	<0.01	<0.01	<0.01	<0.0002	2.83	<0.0002	<0.005	<0.05	<0.005	<0.1	0.0085	<0.01	<0.005
PMP-IDW-4	7/16/2020	15.6	<0.0005	0.023	<0.5	<0.01	<0.01	0.23	0.225	<0.01	<0.01	0.06	0.03	0.0004	1.4	0.001	<0.005	<0.05	<0.005	<0.1	0.0838	<0.01	<0.005
	10/2/2020	12	<0.0005	0.019	<0.5	<0.01	<0.01	0.17	0.196	<0.01	<0.01	0.05	0.03	0.0005	1.65	0.0007	<0.005	<0.05	<0.005	<0.1	0.0618	<0.01	<0.005
	1/20/2021	16.5	<0.0005	0.015	<0.5	<0.01	<0.01	0.21	0.232	<0.01	<0.01	0.06	<0.01	0.0002	1.73	0.0009	<0.005	<0.05	<0.005	<0.1	0.0882	<0.01	<0.005
	3/9/2021	17.5	<0.0005	0.016	<0.5	<0.01	0.01	0.19	0.222	<0.01	<0.01	0.06	0.03	0.0003	1.62	0.0008	<0.005	<0.05	<0.005	<0.1	0.0799	<0.01	<0.005
PMP-IDW-5	7/16/2020	5.58	<0.0005	0.013	<0.5	<0.01	<0.01	0.05	0.041	<0.01	<0.01	0.01	0.01U	0.0023	0.83	<0.0002	<0.005	<0.05	<0.005	<0.1	0.0118	<0.01	<0.005
	10/2/2020	4.12	<0.0005	0.012	<0.5	<0.01	<0.01	0.03	0.027	<0.01	<0.01	<0.01	0.02	0.0017	0.81	<0.0002	<0.005	<0.05	<0.005	<0.1	0.0099	<0.01	<0.005
	1/20/2021	5.81	<0.0005	0.012	<0.5	<0.01	<0.01	0.05	0.042	<0.01	<0.01	0.01	<0.01	0.0021	0.89	<0.0002	<0.005	<0.05	<0.005	<0.1	0.0148	<0.01	<0.005
	3/9/2021	5.7	<0.0005	0.013	<0.5	<0.01	<0.01	0.05	0.041	<0.01	<0.01	0.01	0.01	0.0023	0.92	<0.0002	<0.005	<0.05	<0.005	<0.1	0.0136	<0.01	<0.005
PT14-1	12/11/2017	33.9	<0.0005	0.017	0.8	<0.01	0.04	0.25	0.153	<0.01	<0.01	0.04	<0.01	0.0005	1.62	<0.0002	<0.005	<0.05	<0.005	<0.1	0.127	0.07	<0.005
	2/16/2018	38.5	<0.0005	0.018	<0.5	<0.01	0.04	0.27	0.175	<0.01	<0.01	0.05	<0.01	0.0005	1.71	<0.0002	<0.005	<0.05	<0.005	<0.1	0.15	0.07	<0.005
	4/16/2018	37.5	<0.0005	0.015	<0.5	<0.01	0.03	0.28	0.175	<0.01	<0.01	0.05	<0.01	0.0005	1.83	<0.0002	<0.005	<0.05	<0.005	<0.1	0.14	0.07	<0.005
	6/28/2018	39.8	<0.0005	0.015	<0.5UJ	<0.01	0.01	0.27	0.195	<0.01	<0.01	0.06	<0.01	0.0005	1.74	<0.0002	<0.005	<0.05	<0.005	<0.1	0.147	0.07	<0.005
	10/5/2018	38.7	<0.0005	0.016	<0.5	<0.01	0.01	0.25	0.162	<0.01	<0.01	0.05	<0.01	0.0004	1.73	<0.0002	<0.005	<0.05	<0.005	<0.1	0.141	0.07	<0.005
	1/18/2019	38.1	<0.0005	0.017	<0.5	<0.01	0.01	0.28	0.182	<0.01	<0.01	0.05	<0.01	0.0004	1.86	<0.0002	<0.005	<0.05	<0.005	<0.1	0.127	0.07	<0.005
	4/11/2019	45.5	<0.0005	0.018	<0.5	<0.01	<0.01	0.24	0.2	<0.01	<0.01	0.06	<0.01	0.0005	1.79	<0.0002	<0.005	<0.05	<0.005	<0.1	0.146	0.08	<0.005
	7/17/2019	47.1	<0.0009	0.017J+	<0.5	<0.01	0.01	0.3	0.192	<0.01	<0.01	0.06	<0.01	0.0004	1.76	<0.0002	<0.005	<0.05	<0.005	<0.1	0.156	0.08	<0.005
	10/7/2019	42.4	<0.0005	0.016	<0.5	<0.01	<0.01	0.31	0.194	<0.01	<0.01	0.06	<0.01	0.0003	1.67	<0.0002	<0.005	<0.05	<0.005	<0.1	0.152	0.08	<0.005
	1/22/2020	46.6	<0.0005	0.017	<0.5	<0.01	<0.01	0.3	0.193	<0.01	<0.01	0.06	<0.01	0.0003	1.84	<0.0002	<0.005	<0.05	<0.005	<0.1	0.165	0.08	<0.005
	4/13/2020	52.9	<0.0005	0.017	0.5	<0.01	<0.01	0.35	0.226	<0.01	<0.01	0.06	<0.01	0.0004	1.89	<0.0002	<0.005	<0.05	<0.005	<0.1	0.177	0.09	<0.005
	7/9/2020	45.1	<0.0005	0.016	0.5	<0.01	<0.01	0.31	0.2	<0.01	<0.01	0.06	<0.01	0.0003	1.78	<0.0002	<0.005	<0.05	<0.005	<0.1	0.17	0.08	<0.005
	10/2/2020	35.7	<0.0005	0.015	<0.5	<0.01	<0.01	0.24	0.148	<0.01	<0.01	0.04	<0.01	0.0004	1.77	<0.0002	<0.005	<0.05	<0.005	<0.1	0.119	0.06	<0.005
	1/19/2021	49.7	<0.0005	0.017	0.6	<0.01	<0.01	0.31	0.199	<0.01	<0.01	0.06	<0.01UJ	0.0003	1.84	<0.0002	<0.005	<0.05	<0.005	<0.1	0.181	0.08	<0.005
	3/9/2021	48.7	<0.0005	0.017	0.7	<0.01	0.01	0.33	0.22	<0.01	<0.01	0.06	<0.01	0.0003	1.76	<0.0002	<0.005	<0.05	<0.005	<0.1	0.185	0.08	<0.005
	7/9/2021	47.2	<0.0005	0.016	0.5J	<0.01	0.02	0.3	0.191	<0.01	<0.01	0.06	<0.01	0.0003	1.71	<0.0002	<0.005	<0.05	<0.005	<0.1	0.17	0.08	<0.005
	10/13/2021	30.3	<0.0005	0.014	0.6	<0.01	<0.01	0.2	0.124	<0.01	<0.01	0.04	<0.01	0.0002	1.68	<0.0002	<0.005	<0.05	<0.005	<0.1	0.0962	0.05	<0.005
	1/13/2022	22.6	<0.0005	0.015	0.8	<0.01	<0.01	0.13	0.084	<0.01	<0.01	0.02	<0.01	0.0002	1.23	<0.0002	<0.005	<0.05	<0.005	<0.1	0.083	0.03	<0.005
	5/31/2022	26.3	<0.0005	0.013	0.6	<0.01	0.01	0.15	0.096	<0.01	<0.01	0.03	<0.01	<0.0002	1.45	<0.0002	<0.005	<0.05	<0.005	<0.1	0.0914	0.04	<0.005
	7/24/2022	24.3	<0.0005	0.013	0.7	<0.01	<0.01	0.16	0.097	<0.01	<0.01	0.03	<0.01	0.0003	1.33	<0.0002	<0.005	<0.05	<0.005	<0.1	0.0887	0.04	<0.005
	10/17/2022	16.7	<0.0005	0.014	0.9	<0.01	<0.01	0.10	0.065	<0.01	<0.01	0.02	<0.01	0.0003	1.08	<0.0002	<0.005	<0.05	<0.005	<0.1	0.0666	0.03	<0.005

Attachment 3

Parrot Tailings Waste Removal Project

CSM Addendum

MINOR METALS

Sample Name	Sample Date	Al mg/L	Sb mg/L	Ba mg/L	Br mg/L	Ce mg/L	Ga mg/L	La mg/L	Nd mg/L	Nb mg/L	Pd mg/L	Pr mg/L	Rb mg/L	Ag mg/L	Sr mg/L	Tl mg/L	Th mg/L	Sn mg/L	Ti mg/L	W mg/L	U mg/L	V mg/L	Zr mg/L
SS-04	12/8/2017	0.187	<0.0005	0.057	<0.5	<0.01	<0.01	<0.1	<0.01	<0.01	<0.01	<0.01	<0.01	<0.0002	0.23	<0.0002	<0.005	<0.05	<0.005	<0.1	0.0042	<0.01	<0.005
	2/15/2018	0.024	<0.0005	0.058	<0.5	<0.01	<0.01	<0.01	<0.005	<0.01	<0.01	<0.01	<0.01	<0.0002	0.24	<0.0002	<0.005	<0.05	<0.005	<0.1	0.004	<0.01	<0.005
	4/17/2018	<0.009	<0.0005	0.034	<0.5	<0.01	<0.01	<0.01	<0.005	<0.01	<0.01	<0.01	<0.01	<0.0002	0.18	<0.0002	<0.005	<0.05	<0.005	<0.1	0.0032	<0.01	<0.005
	7/12/2018	<0.009J+	<0.0005	0.033	<0.5	<0.01	<0.01	<0.01	<0.005	<0.01	<0.01	<0.01	<0.01	<0.0002	0.19	<0.0002	<0.005	<0.05	<0.005	<0.1	0.0026	<0.01	<0.005
	10/8/2018	<0.009	<0.0005	0.037	<0.5	<0.01	<0.01	<0.01	<0.005	<0.01	<0.01	<0.01	<0.01	<0.0002	0.19	<0.0002	<0.005	<0.05	<0.005	<0.1	0.0028	<0.01	<0.005
	1/21/2019	0.17	<0.0005	0.053	<0.5	<0.01	<0.01	<0.01	<0.005	<0.01	<0.01	<0.01	<0.01	<0.0002	0.22	<0.0002	<0.005	<0.05	<0.005	<0.1	0.0043	<0.01	<0.005
	4/15/2019	<0.009	<0.0005	0.036	<0.5	<0.01	<0.01	<0.01	<0.005	<0.01	<0.01	<0.01	<0.01	<0.0002	0.2J+	<0.0002	<0.005	<0.05	<0.005	<0.1	0.0038	<0.01	<0.005
	7/18/2019	<0.009	<0.0005	0.038	<0.5	<0.01	<0.01	<0.01	<0.005	<0.01	<0.01	<0.01	<0.01	<0.0002	0.18	<0.0002	<0.005	<0.05	<0.005	<0.1	0.0032	<0.01	<0.005
	10/7/2019	0.051	<0.0005	0.039	<0.5	<0.01	<0.01	<0.1	<0.01	<0.01	<0.01	<0.01	<0.01	<0.0002	0.19	<0.0002	<0.005	<0.05	<0.005	<0.1	0.0031	<0.01	<0.005
	1/23/2020	<0.009	<0.0005	0.056	<0.5	<0.01	<0.01	<0.01	<0.005	<0.01	<0.01	<0.01	<0.01	<0.0002	0.22	<0.0002	<0.005	<0.05	<0.005	<0.1	0.0046	<0.01	<0.005
	4/14/2020	0.012J	<0.0005	0.044	<0.5	<0.01	<0.01	<0.01	<0.005	<0.01	<0.01	<0.01	<0.01	<0.0002	0.21	<0.0002	<0.005	<0.05	<0.005UJ	<0.1	0.0046	<0.01	<0.005
	7/10/2020	<0.009	<0.0005	0.041	<0.5	<0.01	<0.01	<0.01	<0.005	<0.01	<0.01	<0.01	<0.01	<0.0002	0.19	<0.0002	<0.005	<0.05	<0.005	<0.1	0.0031	<0.01	<0.005
	10/3/2020	<0.009	<0.0005	0.053	<0.5	<0.01	<0.01	<0.01	<0.005	<0.01	<0.01	<0.01	<0.01	<0.0002	0.22	<0.0002	<0.005	<0.05	<0.005	<0.1	0.0044	<0.01	<0.005
	1/20/2021	<0.009	<0.0005	0.065	<0.5	<0.01	<0.01	<0.01	<0.005	<0.01	<0.01	<0.01	<0.01	<0.0002	0.25	<0.0002	<0.005	<0.05	<0.005	<0.1	0.0053	<0.01	<0.005
	4/8/2021	<0.009	<0.0005	0.04J+	<0.5UJ	<0.01	<0.01	<0.01	<0.005	<0.01	<0.01	<0.01	<0.01	<0.0002	0.18	<0.0002	<0.005	<0.05	<0.005	<0.1	0.0027	<0.01	<0.005
	7/13/2021	0.047	<0.0005	0.062J+	<0.5UJ	<0.01	<0.01	<0.01	<0.005	<0.01	<0.01	<0.01	<0.01	<0.0002	0.25J+	<0.0002	<0.005	<0.05	<0.005	<0.1	0.0056J+	<0.01	<0.005
	10/14/2021	<0.009J+	<0.0005	0.062J+	<0.5UJ	<0.01	<0.01	<0.01	<0.005	<0.01	<0.01	<0.01	<0.01	<0.0002	0.25	<0.0002	<0.005	<0.05	<0.005	<0.1	0.0042	<0.01	<0.005
	1/13/2022	<0.009	<0.0005	0.069	<0.5	<0.01	<0.01	<0.1	<0.005	<0.01	<0.01	<0.01	<0.01	<0.0002	0.26	<0.0002	<0.005	<0.05	<0.005	<0.1	0.0053	<0.01	<0.005
	5/31/2022	0.517	0.0006	0.048	<0.5	<0.01	<0.01	<0.01	<0.01	<0.01	<0.01	<0.01	<0.01	<0.0002	0.16	<0.0002	<0.005	<0.05	0.036	<0.1	0.0021	<0.01	<0.005
	7/22/2022	<0.009	<0.0005	0.064	<0.5UJ	<0.01	<0.01	<0.01	<0.005	<0.01	<0.01	<0.01	<0.01	<0.0002	0.27	<0.0002	<0.005	<0.05	<0.005	<0.1	0.0053	<0.01	<0.005
	10/18/2022	<0.009	<0.0005	0.062	<0.5	<0.01	<0.01	<0.01	<0.005	<0.01	<0.01	<0.01	<0.01	<0.0002	0.25	<0.0002	<0.005	<0.05	<0.005	<0.1	0.0050	<0.01	<0.005

Not Available
Groundwater Elevation
Top of Casing
Above Mean Sea Level

J: Estimated
J+: Overestimated
UJ: Estimated Non-Detect
J-: Underestimated

EXHIBITS

Trend Analyses

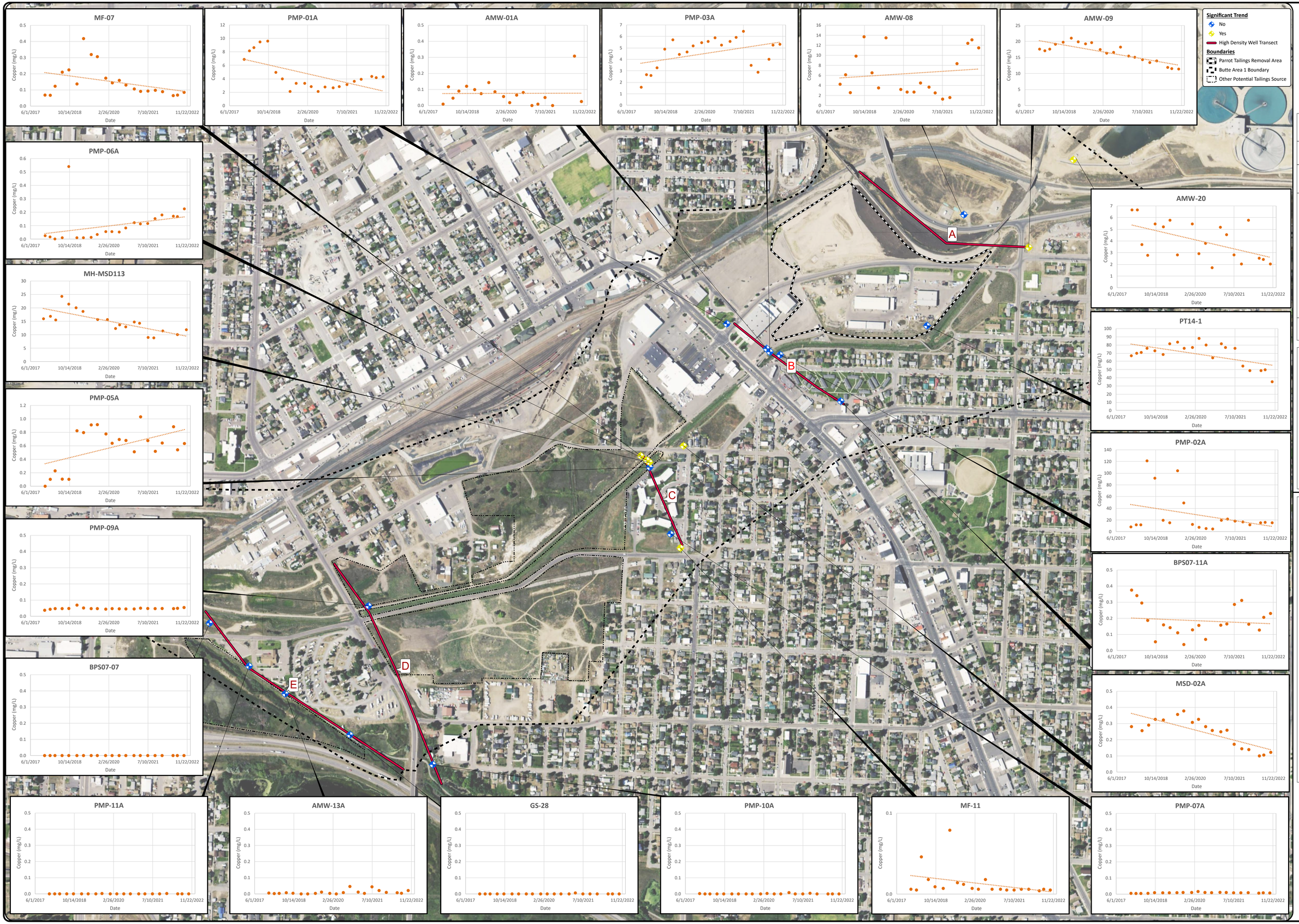

Significant Trend
- No
- Yes
- High Density Well Transect

Boundaries
- Parrot Tailings Removal Area
- Butte Area 1 Boundary
- Other Potential Tailings Source

N
W E
S

NO.	DESCRIPTION	DATE	DRAFT	REVIEW
1				
2				
3				
4				
5				
6				
7				
8				

NOTES

PARROT TAILINGS REMOVAL

COPPER CONCENTRATIONS UPPER AQUIFER

FIGURE 2

JOB#: WEPM07

DATE: 7/13/2023

Path: M:\WEP\WEPM07\GIS\2023_Report_Maps\2023_Contour_Maps\2023_Contour_Maps.aprx, Author: rgabrielsen

Water & Environmental TECHNOLOGIES

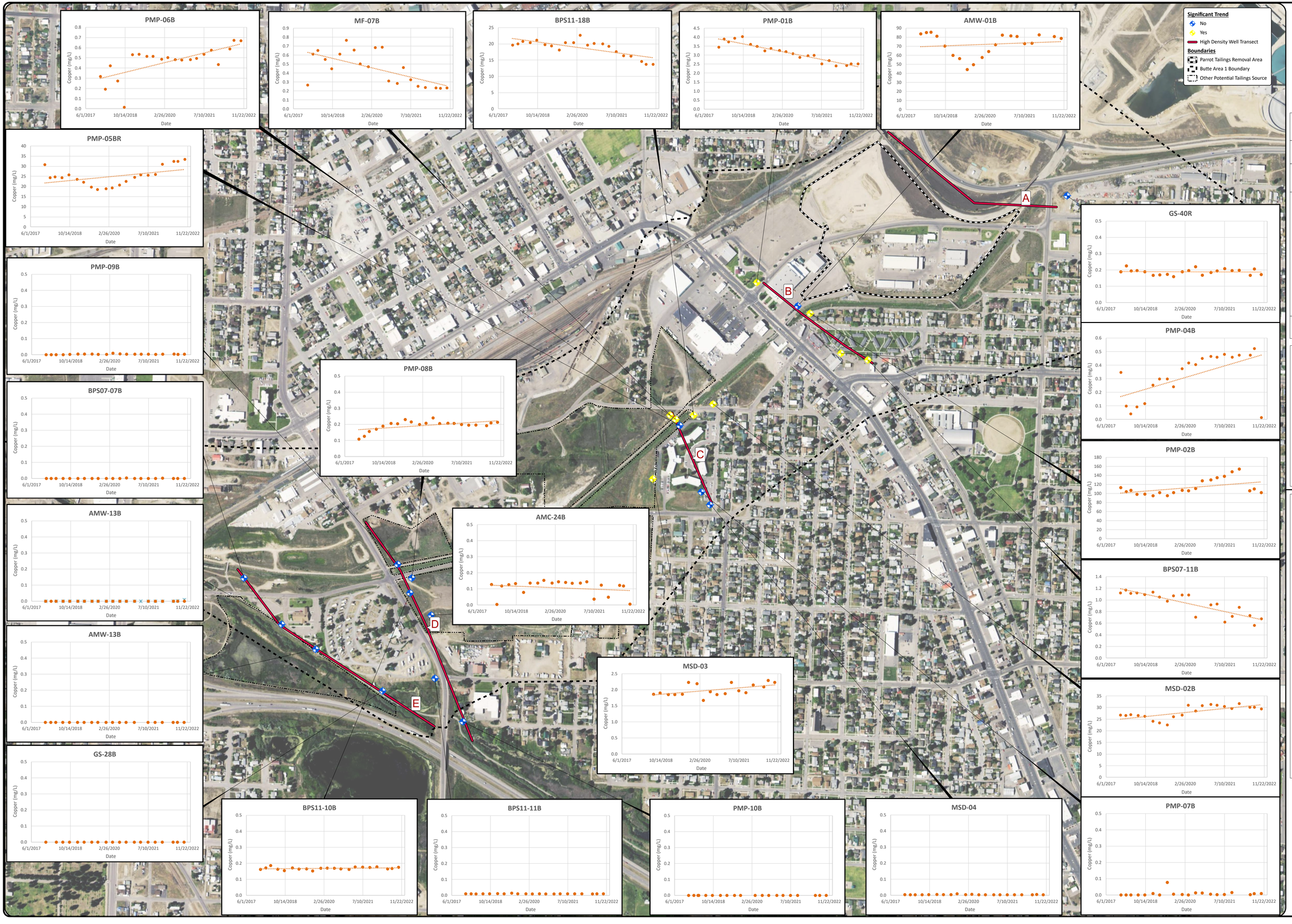

NOTES

PARROT TAILINGS REMOVAL

COPPER CONCENTRATIONS MIDDLE AQUIFER

FIGURE 3

JOB#: NRDPM07

DATE: 7/19/2023

Path: M:\NRD\NRDPM07\GIS\2023_Report_Maps\2022_Contour_Maps\2022_Contour_Maps.aprx, Author: cgabrielsen

Water & Environmental TECHNOLOGIES

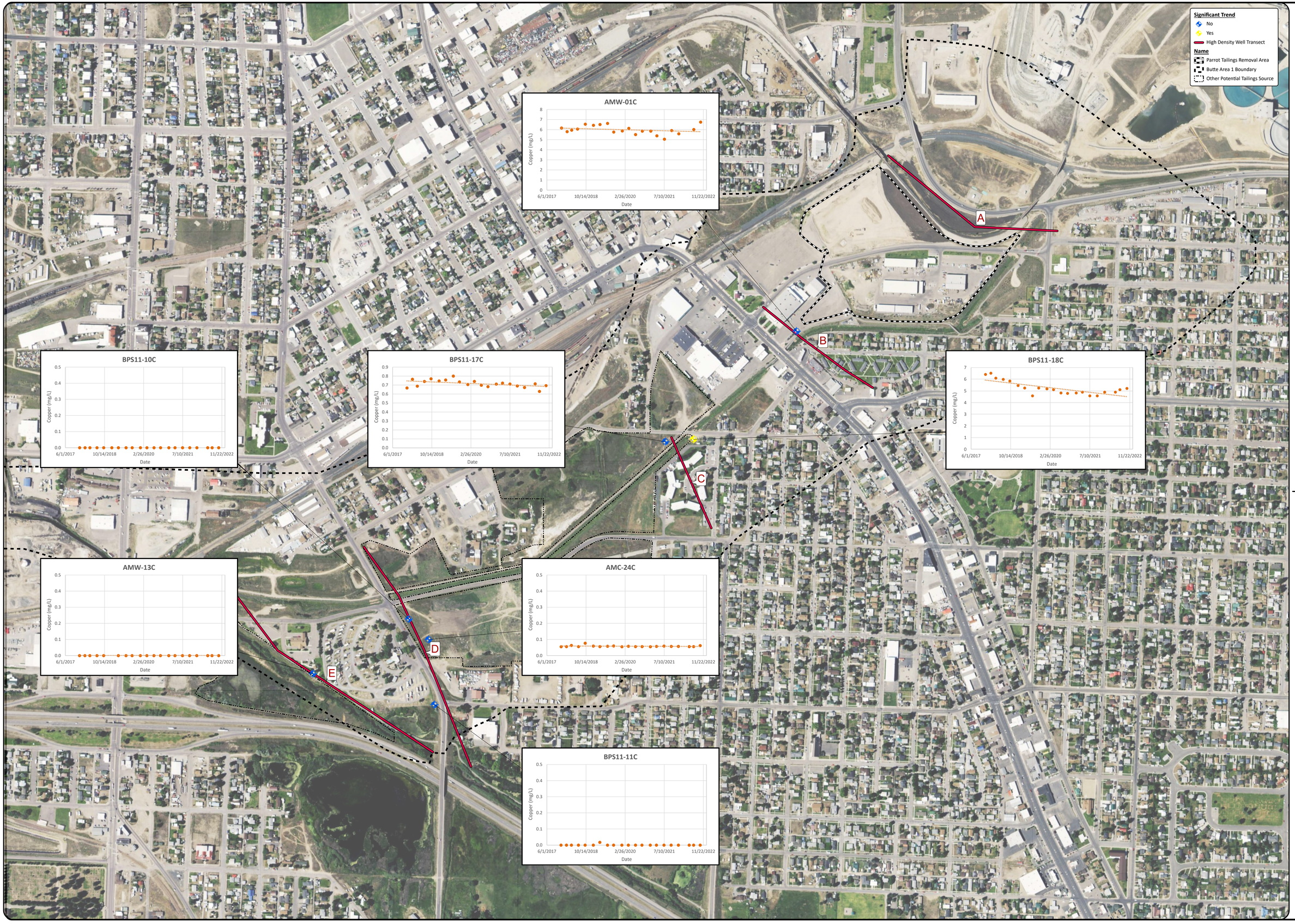

N
W E
S

NO.	DESCRIPTION	DATE	DRAFT	REVIEW
1				
2				
3				
4				
5				
6				
7				
8				

NOTES

PARROT TAILINGS REMOVAL

COPPER CONCENTRATIONS LOWER AQUIFER

FIGURE 4

JOB#: MBDP607

DATE:5/4/2023

Path: M:\MBD\MBDP\MDP\GIS\2023_Report_Maps\2022_Contour_Maps.aprx, Author: gjbohnstedt

Water & Environmental TECHNOLOGIES

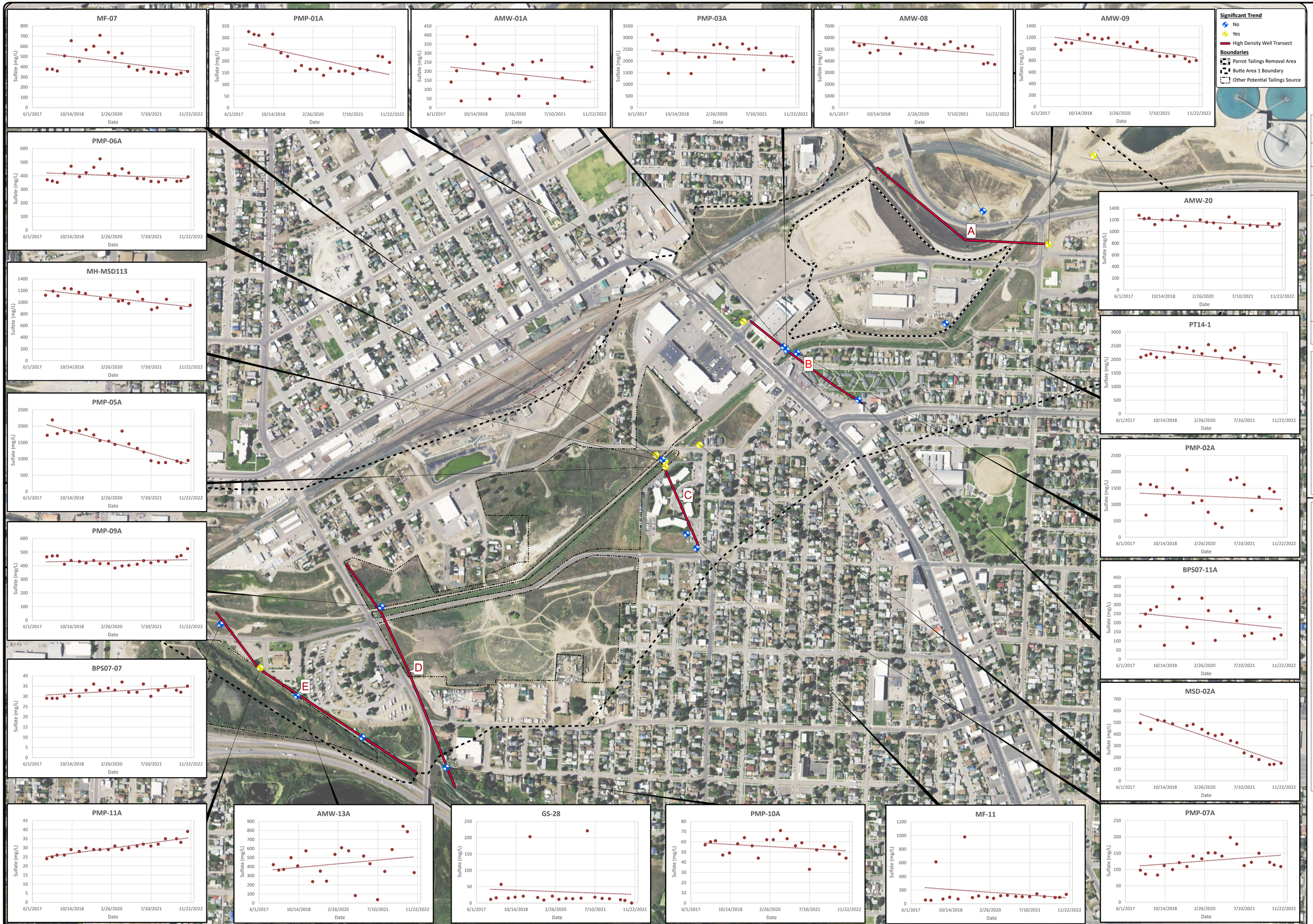

NOTES

PARROT TAILINGS REMOVAL

SULFATE CONCENTRATIONS UPPER AQUIFER

FIGURE 5

JOB#: NRDPM07

DATE: 7/19/2023

Path: M:\NRD\NRDPM07\GIS\2023_Report_Maps\2022_Contour_Maps\2022_Contour_Maps.aprx, Author: cgabrielsen

Water & Environmental TECHNOLOGIES

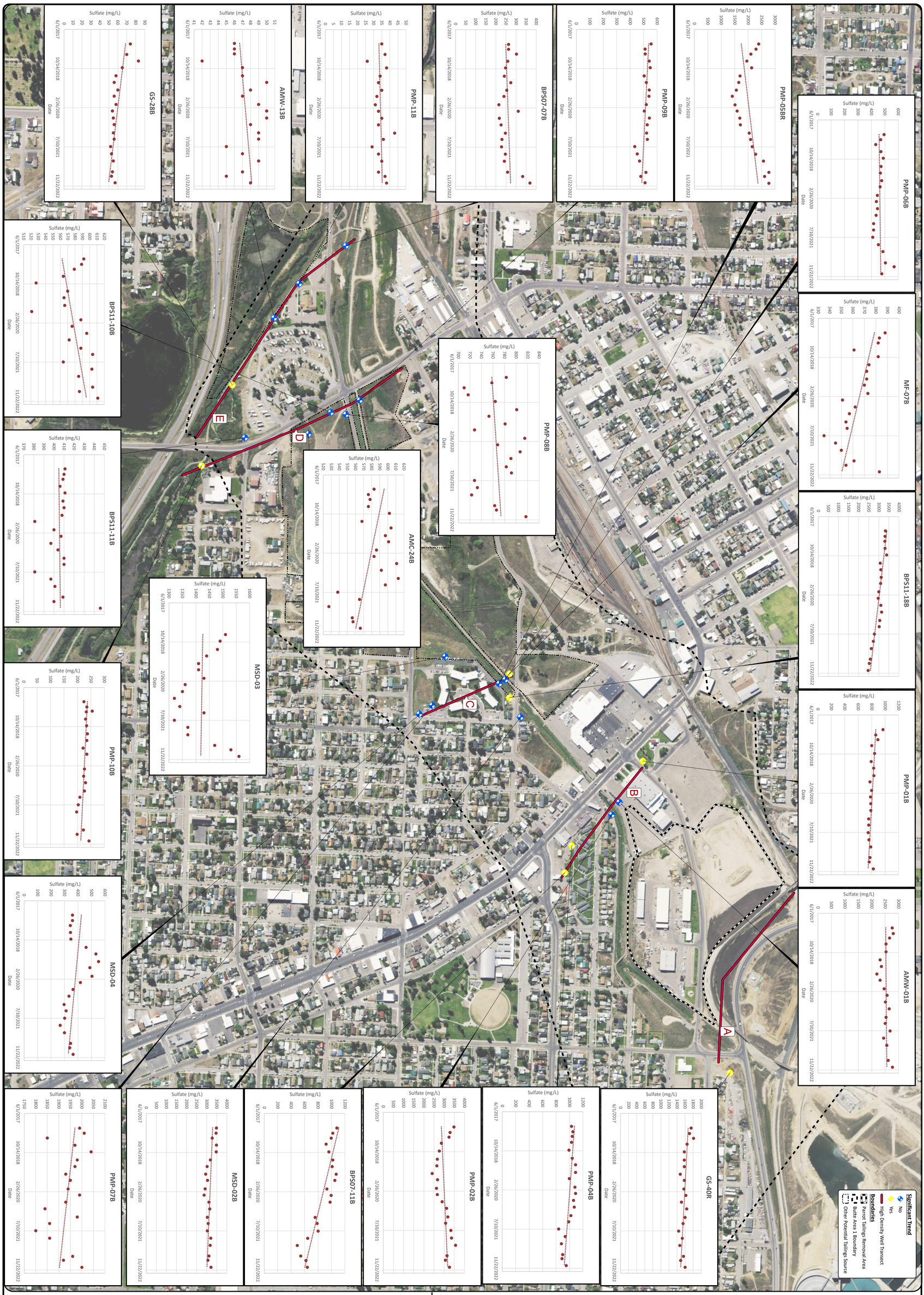

Water & Environmental TECHNOLOGIES

PARROT TAILINGS REMOVAL

SULFATE CONCENTRATIONS MIDDLE AQUIFER

FIGURE 6

JOB#: NRDPM07

DATE: 7/19/2023

Path: M:\NRD\NRDPM07\GIS\2023_Report_Maps\2022_Contour_Maps\2022_Contour_Maps.aprx, Author: cgabrielsen

NOTES

NO.	DESCRIPTION	DATE	DRAFT	REVIEW
1				
2				
3				
4				
5				
6				
7				
8				

N
S
E
W

NOTES

NO.	DESCRIPTION	DATE	DRAFT	REVIEW
1				
2				
3				
4				
5				
6				
7				
8				

PARROT TAILINGS REMOVAL

SULFATE CONCENTRATIONS LOWER AQUIFER

FIGURE 7

JOB#: NRDPM07

DATE: 4/26/2023

Path: M:\NRD\NRDPM07\GIS\2023_Report_Maps\2022_Contour_Maps\2022_Contour_Maps.aprx, Author: cgabrielsen

Water & Environmental TECHNOLOGIES

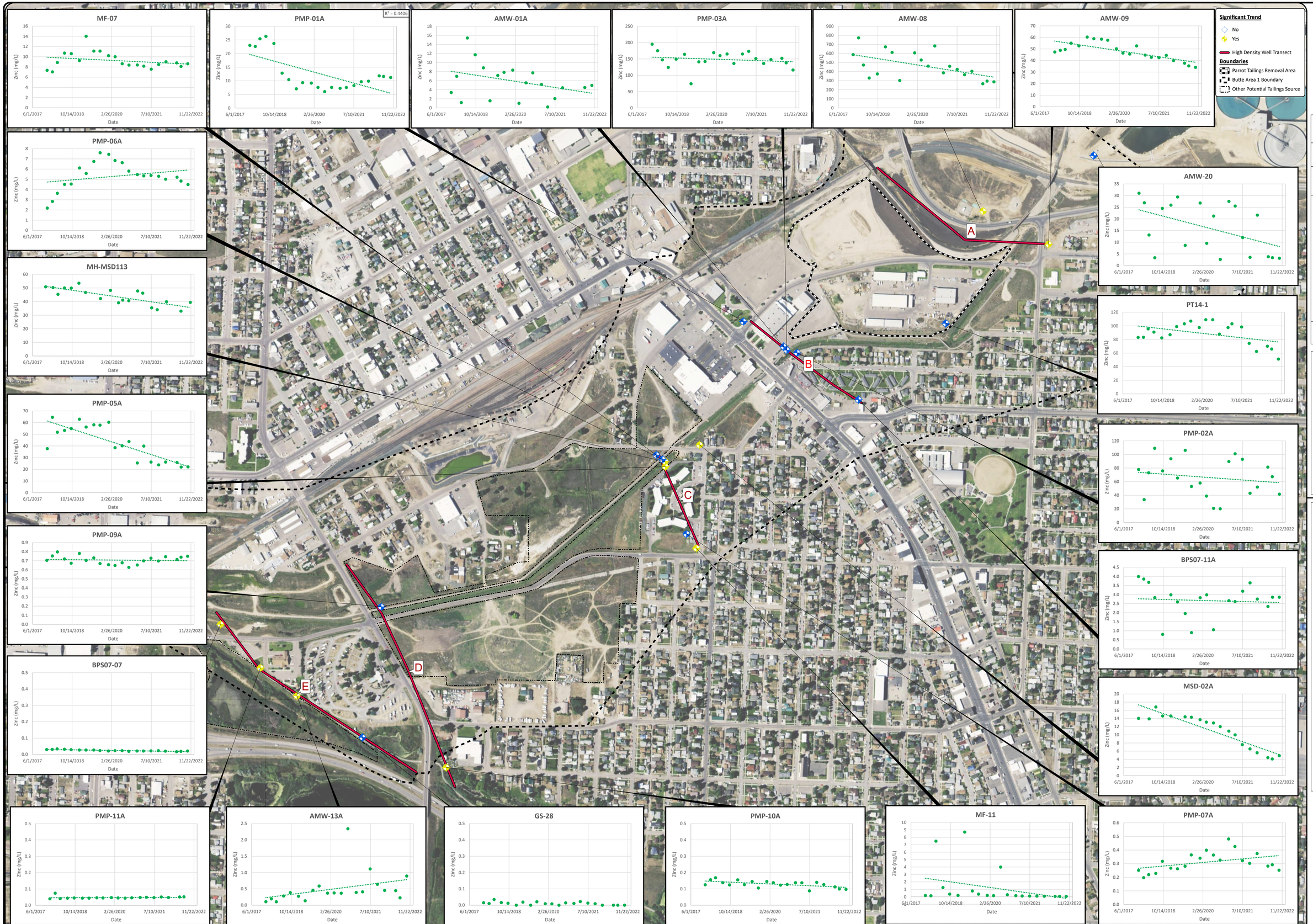

NOTES

PARROT TAILINGS REMOVAL

ZINC CONCENTRATIONS UPPER AQUIFER

FIGURE 8

JOB#: NRDPM07

DATE: 7/19/2023

Path: M:\NRD\NRDPM07\GIS\2023_Report_Maps\2022_Contour_Maps\2022_Contour_Maps.aprx, Author: cgabrielsen

Water & Environmental TECHNOLOGIES

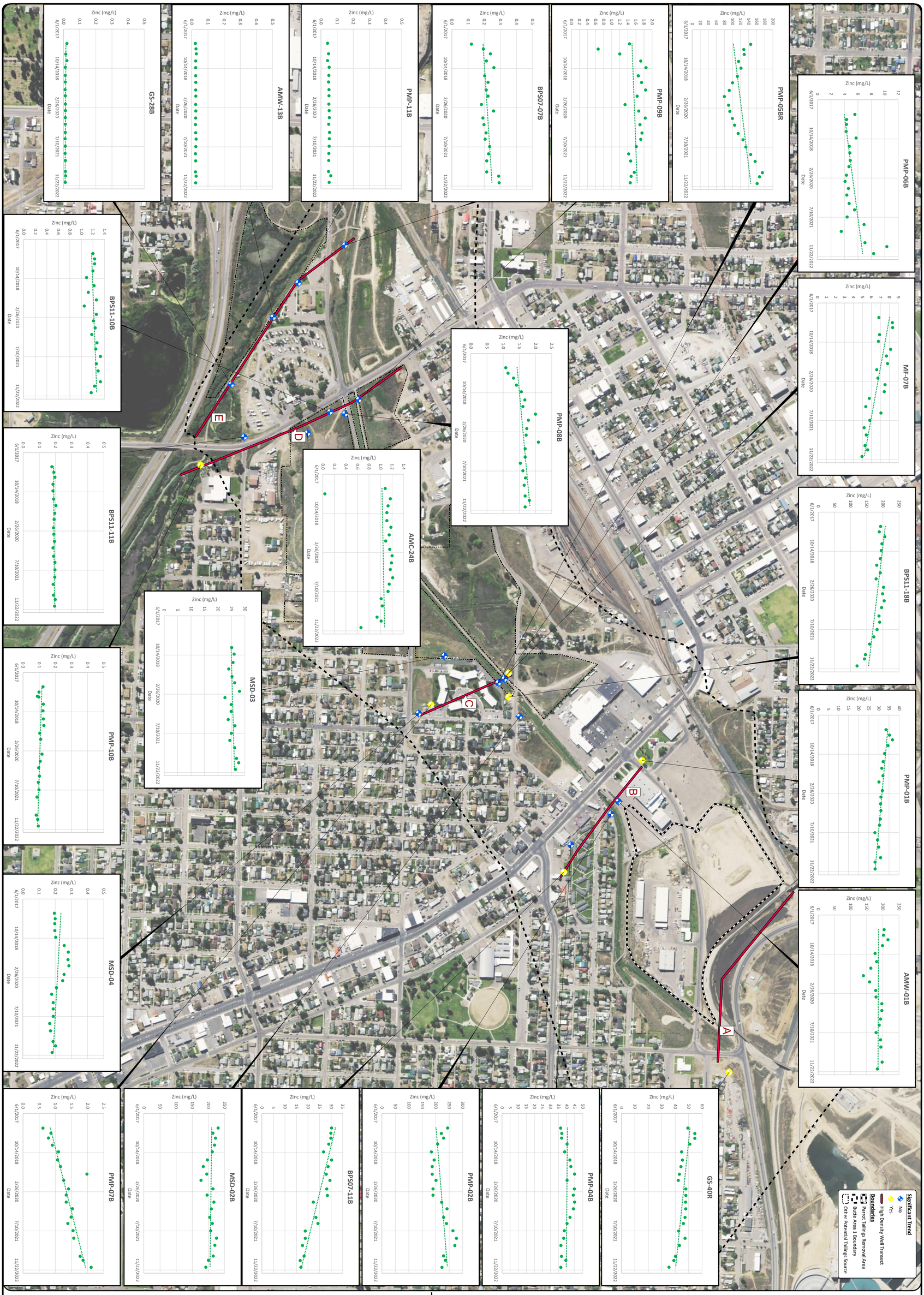

Water & Environmental TECHNOLOGIES

PARROT TAILINGS REMOVAL

ZINC CONCENTRATIONS MIDDLE AQUIFER

FIGURE 9

JOB#: NRDPM07

DATE: 7/19/2023

Path: M:\NRD\NRDPM07\GIS\2023_Report_Maps\2022_Contour_Maps\2022_Contour_Maps.aprx, Author: cgabrielsen

NOTES

NO.	DESCRIPTION	DATE	DRAFT	REVIEW
1				
2				
3				
4				
5				
6				
7				
8				

N
S
E
W

Significant Trend
- No
- Yes
- High Density Well Transect

Name
- Parrot Tailings Removal Area
- Butte Area 1 Boundary
- Other Potential Tailings Source

N
W E
S

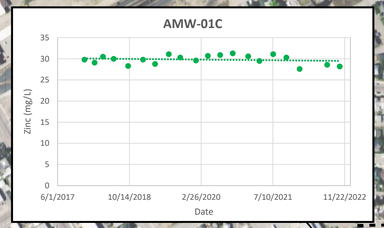

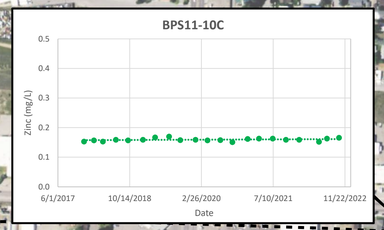

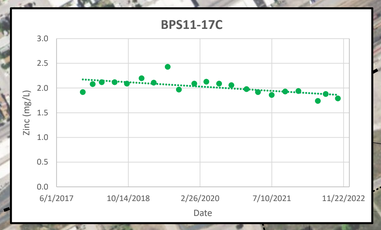

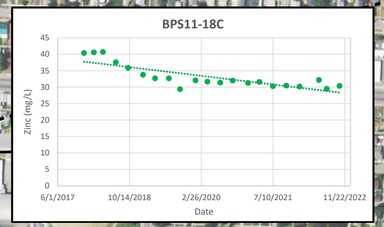

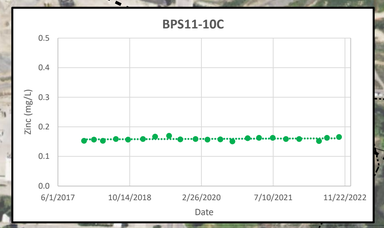

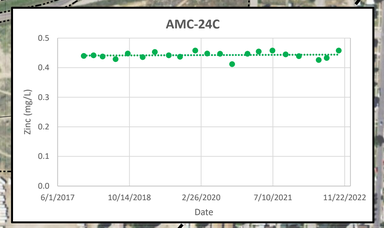

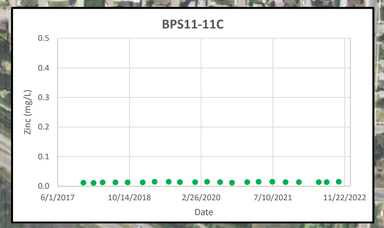

A
B
C
D
E

NO.	DESCRIPTION	DATE	DRAFT	REVIEW
1				
2				
3				
4				
5				
6				
7				
8				

NOTES

PARROT TAILINGS REMOVAL

ZINC CONCENTRATIONS LOWER AQUIFER

FIGURE 10

DSM: MDP/MDT

DATE: 5/4/2023

Path: M:\WET\MISSOULA\PROJECTS\2023_Report_Maps\2022_Contour_Maps\2022_Contour_Maps.aprx, Author: gabrielsen

Water & Environmental TECHNOLOGIES

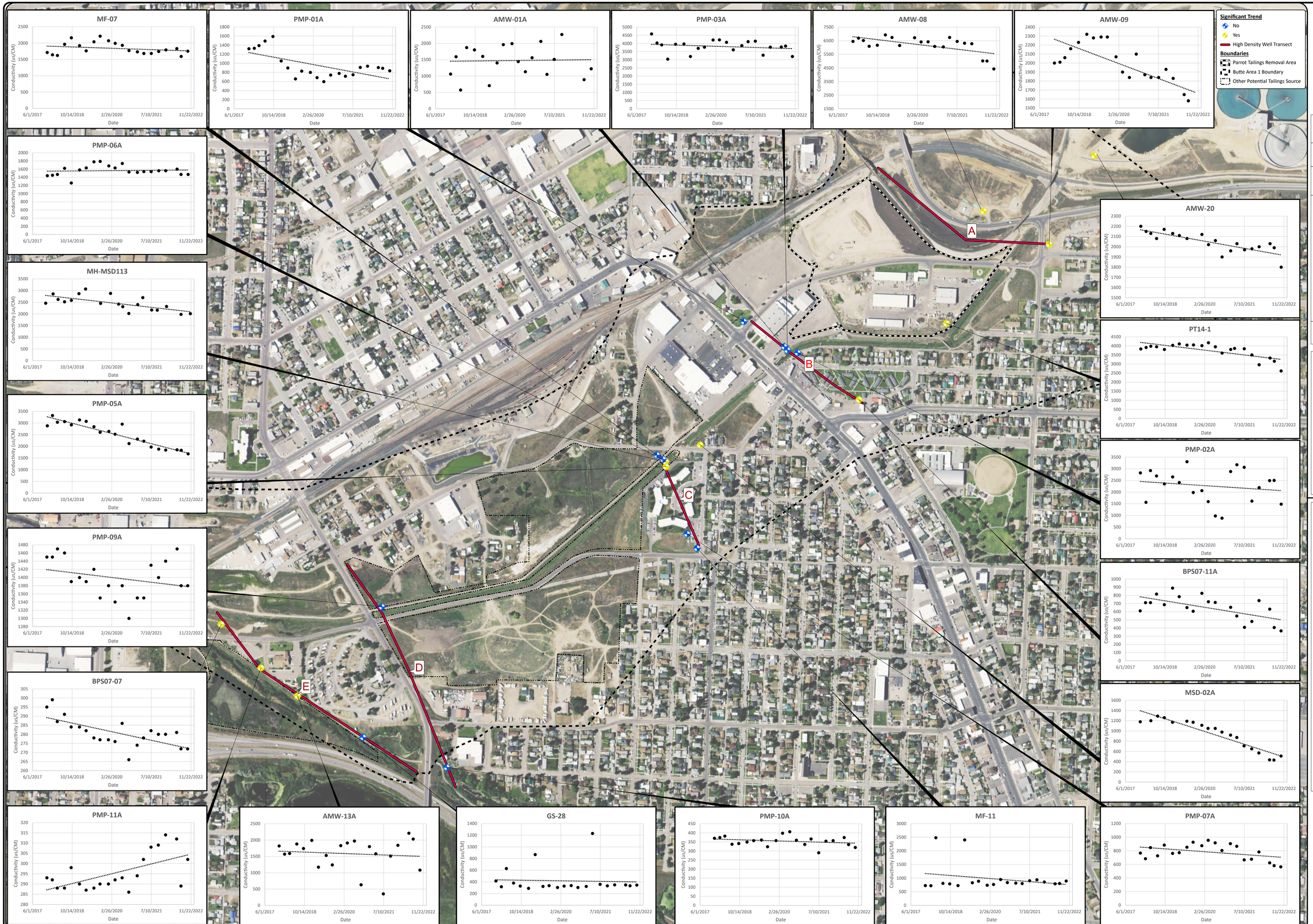

Significant Trend
- No
- Yes
- High Density Well Transect

Boundaries
- Parrot Tailings Removal Area
- Butte Area 1 Boundary
- Other Potential Tailings Source

N
W E
S

NO.	DESCRIPTION	DATE	APVD	REVISION
1				
2				
3				
4				
5				
6				
7				
8				

NOTES

PARROT TAILINGS REMOVAL

CONDUCTIVITY UPPER AQUIFER

JOB# 1800P407
DATE 7/19/2023

FIGURE 11

Path: M:\WEI\1800P407\GIS\2023_Report_Maps\2022_Contour_Maps\2022_Contour_Maps.aprx, Author: cgilmilan

Water & Environmental TECHNOLOGIES

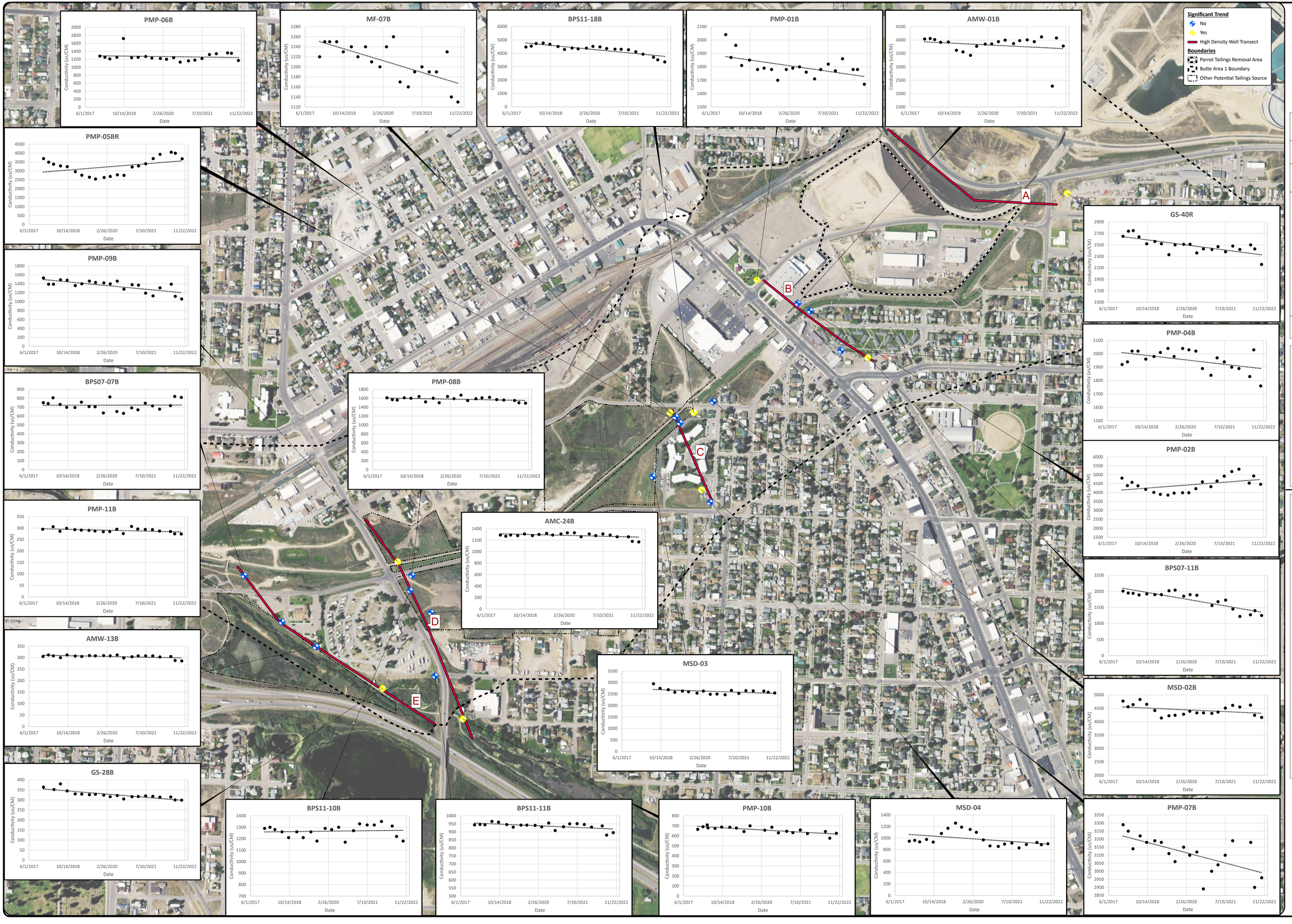

NO.	DESCRIPTION	DATE	DRAFT	REVIEW
1				
2				
3				
4				
5				
6				
7				
8				

NOTES

PARROT TAILINGS REMOVAL

CONDUCTIVITY MIDDLE AQUIFER

FIGURE 12

JOB#: WEPM07

DATE: 7/13/2023

Path: M:\WEI\WEPM07\GIS\2023_Report_Maps\2022_Contour_Maps\2022_Contour_Maps.aprx, Author: cgabrielsen

Water & Environmental TECHNOLOGIES

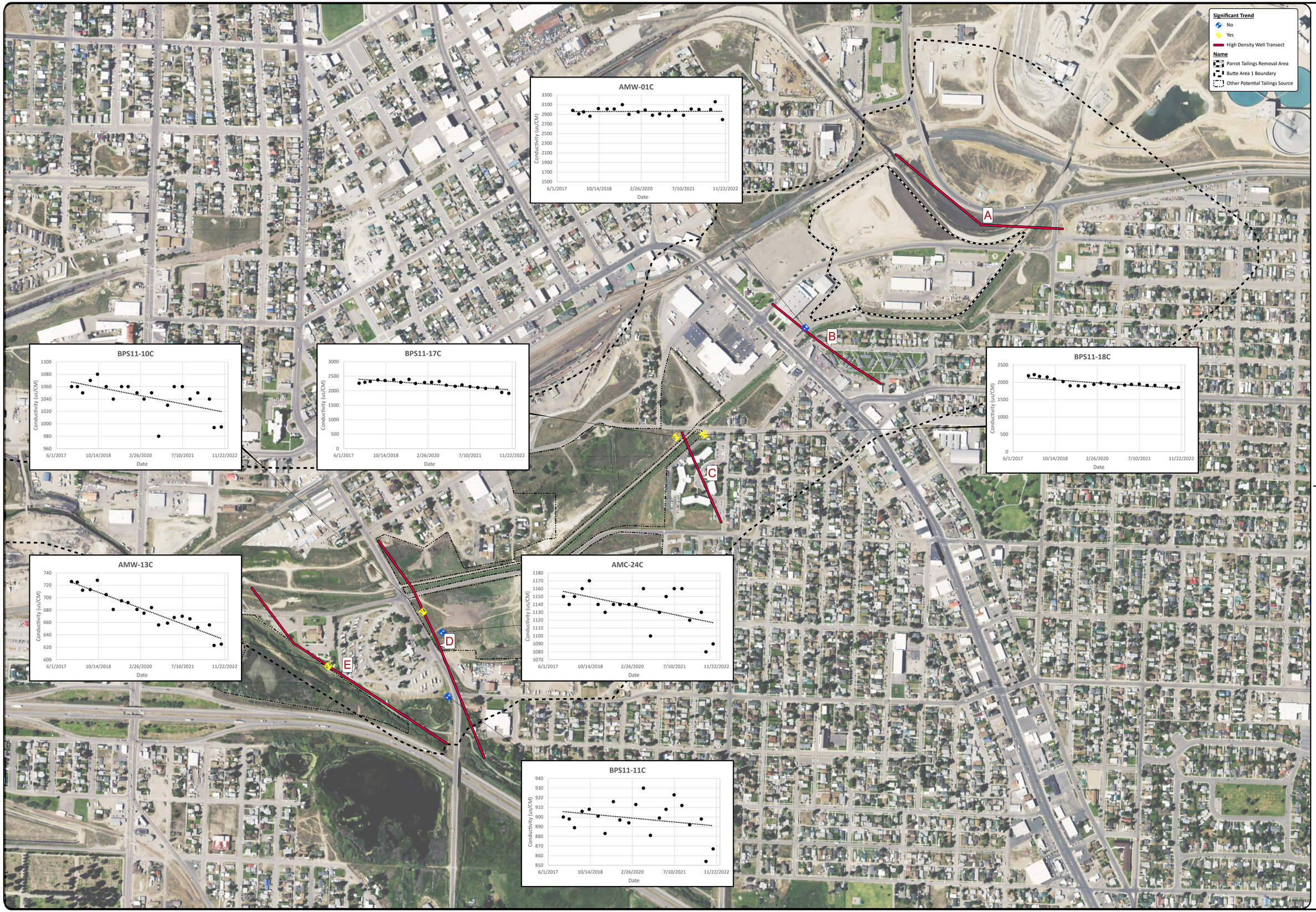

NO	DESCRIPTION	DATE	DRAFT	REVIEW
1				
2				
3				
4				
5				
6				
7				
8				

NOTES

PARROT TAILINGS REMOVAL

CONDUCTIVITY LOWER AQUIFER

FIGURE 13

Date: MAY/2023

DATE:4/26/2023

Path: M:\ANTARSIP\ROJECTS\2023_Report_Maps\2022_Contour_Maps.aprx, Author: cgallo-nielsen

Water & Environmental TECHNOLOGIES